City of Corpus Christi, Texas

2018-2022 Five Year Consolidated Plan and FY 2018 Annual Action Plan

Submitted to HUD: August 10, 2018

Housing and Community Department
1201 Leopard Street, Corpus Christi, Texas 78401

EQUAL HOUSING OPPORTUNITY

U.S. DEPARTMENT OF HOUSING AND URBAN DEVELOPMENT

Table of Contents

Table of Contents 2

Executive Summary 5

ES-05 Executive Summary - 24 CFR 91.200(c), 91.220(b) 5

The Process 13

PR-05 Lead & Responsible Agencies 24 CFR 91.200(b) 13

PR-10 Consultation - 91.100, 91.200(b), 91.215(l) 15

PR-15 Citizen Participation 21

Needs Assessment 23

NA-05 Overview 23

NA-10 Housing Needs Assessment - 24 CFR 91.205 (a,b,c) 24

NA-15 Disproportionately Greater Need: Housing Problems – 91.205 (b)(2) 41

NA-20 Disproportionately Greater Need: Severe Housing Problems – 91.205 (b)(2) 45

NA-25 Disproportionately Greater Need: Housing Cost Burdens – 91.205 (b)(2) 48

NA-30 Disproportionately Greater Need: Discussion – 91.205(b)(2) 50

NA-35 Public Housing – 91.205(b) 53

NA-40 Homeless Needs Assessment – 91.205(c) 58

NA-45 Non-Homeless Special Needs Assessment - 91.205 (b,d) 65

NA-50 Non-Housing Community Development Needs – 91.215 (f) 67

Housing Market Analysis 69

MA-05 Overview 69

MA-10 Number of Housing Units – 91.210(a)&(b)(2) 70

MA-15 Housing Market Analysis: Cost of Housing - 91.210(a) 73

MA-20 Housing Market Analysis: Condition of Housing – 91.210(a) 78
MA-25 Public and Assisted Housing – 91.210(b) 82
MA-30 Homeless Facilities and Services – 91.210(c) 84
MA-35 Special Needs Facilities and Services – 91.210(d) 87
MA-40 Barriers to Affordable Housing – 91.210(e) 89
MA-45 Non-Housing Community Development Assets – 91.215 (f) 90
MA-50 Needs and Market Analysis Discussion 96
Strategic Plan 102
SP-05 Overview 102
SP-10 Geographic Priorities – 91.215 (a)(1) 104
SP-25 Priority Needs - 91.215(a)(2) 106
SP-30 Influence of Market Conditions – 91.215 (b) 108
SP-35 Anticipated Resources - 91.215(a)(4), 91.220(c)(1,2) 109
SP-40 Institutional Delivery Structure – 91.215(k) 111
SP-45 Goals Summary – 91.215(a)(4) 115
SP-50 Public Housing Accessibility and Involvement – 91.215(c) 121
SP-55 Barriers to affordable housing – 91.215(h) 122
SP-60 Homelessness Strategy – 91.215(d) 125
SP-65 Lead based paint Hazards – 91.215(i) 127
SP-70 Anti-Poverty Strategy – 91.215(j) 128
SP-80 Monitoring – 91.230 130
Annual Plan 132
AP-15 Expected Resources – 91.220(c)(1,2) 132
Annual Goals and Objectives 135
AP-20 Annual Goals and Objectives 135
Projects 141

AP-35 Projects – 91.220(d) 141

AP-38 Project Summary 143

AP-50 Geographic Distribution – 91.220(f) 160

Affordable Housing 161

AP-55 Affordable Housing – 91.220(g) 161

AP-60 Public Housing – 91.220(h) 162

AP-65 Homeless and Other Special Needs Activities – 91.220(i) 163

AP-75 Barriers to affordable housing – 91.220(j) 166

AP-85 Other Actions – 91.220(k) 167

Program Specific Requirements 169

AP-90 Program Specific Requirements – 91.220(l)(1,2,4) 169

Appendix 174

Citizen Participation Comments 175

Unique Appendices 176

SF 424 and Certifications 177

Executive Summary

ES-05 Executive Summary - 24 CFR 91.200(c), 91.220(b)

1. Introduction

The City of Corpus Christi is a federal entitlement community under the U.S. Department of Housing and Urban Development (HUD) As a HUD entitlement community, the City is required to prepare a Five-Year Consolidated Plan (CP) in order to implement any federal programs that fund housing, community development and economic development within the community. The Corpus Christi CP covers the period from FY 2018 through FY 2022 (October 1, 2018 through September 30, 2023).

This CP consolidates into a single document the planning and application requirements for the following federal programs:

- Community Development Block Grant (CDBG)
- HOME Investment Partnerships (HOME)
- Emergency Solutions Grant (ESG)

Funds are provided under the following programs:

- **Community Development Block Grant (CDBG):** The primary objective of the CDBG Program is to develop viable urban communities by providing decent housing, a suitable living environment, and economic opportunities, principally for persons of low- and moderate-income levels. Funds can be used for a wide array of activities, including: housing rehabilitation, acquisition of existing housing or land, homeownership assistance, lead-based paint detection and removal, construction or rehabilitation of public facilities and infrastructure, removal of architectural barriers, water and efficiency improvements, abatement of hazards such as lead based paint or asbestos, public services, rehabilitation of commercial or industrial buildings, and loans or grants to businesses.

- **HOME Investment Partnerships (HOME):** The HOME Program provides federal funds for the development and rehabilitation of affordable rental and ownership housing for low- and moderate-income households. HOME funds can be used for activities that promote affordable rental housing and homeownership by low- and moderate-income households, including new construction, reconstruction, moderate or substantial rehabilitation, homebuyer assistance, and tenant-based rental assistance.

- **Emergency Solutions Grant (ESG):** The ESG Program supports outreach to and shelters for homeless individuals and families. ESG also supports programs that prevent

homelessness or rapidly re-house homeless in Corpus Christi and may be used for certain Homeless Management Information System (HMIS) database costs.

The lead entity responsible for the preparation of the CP is the City of Corpus Christi's Housing and Community Development Department.

Purpose of the Consolidated Plan

The purpose of the Consolidated Plan (CP) is to guide federal funding decisions in the next five years.

- Assess the City's affordable housing and community development needs;
- Analyze the City's housing market;
- Articulate the City's priorities, goals, and strategies to address identified needs; and
- Describe the actions the City will take to implement strategies for affordable housing and community development.

The CP is guided by three overarching goals that are applied according to a community's needs. The goals are:

- To provide decent housing by preserving the affordable housing stock, increasing the availability of affordable housing, reducing discriminatory barriers, increasing the supply of supportive housing for those with special needs, and transitioning homeless persons and families into housing.

- To provide a suitable living environment through safer, more livable neighborhoods, greater integration of low- and moderate- income residents throughout the City, increased housing opportunities, and reinvestment in deteriorating neighborhoods.

- To expand economic opportunities through more jobs paying self-sufficient wages, homeownership opportunities, development activities that promote long-term community viability, and the empowerment of low- and moderate- income persons to achieve self-sufficiency.

The City's CP for FY 2018 – 2022 provides data on trends and conditions related to the City's current and future affordable housing and community development needs. The analysis of this data has been used to establish priorities, strategies, and actions that the City will undertake to address these needs over the next five years. Annually, the City will develop its Annual Action Plan (AAP) in which it will describe the planned investment of federal resources to implement specific activities.

City of Corpus Christi anticipates receiving the following grant amounts in fiscal year 2018. Projections for the remaining four years of the five-year period follow in parentheses; however, these projected amounts are expected to change based on annual federal allocations.

- CDBG: $2,687,817 (about $10,751,268)
- HOME: $1,188,809 (about $4,755,236)
- ESG: $216,522 (about $866,088)

2. Summary of the objectives and outcomes identified in the Plan Needs Assessment Overview

The Strategic Plan provides a framework to address the needs of the City for the next five years using approximately $2.5 million in Community Development Block Grant (CDBG) funds. The three overarching objectives guiding the proposed activities are:

- Providing Decent Affordable Housing
- Creating Suitable Living Environments
- Creating Economic Opportunities

Outcomes show how programs and activities benefit low- and moderate- income areas of a community or the people served. The three outcomes that will illustrate the benefits of each activity funded by the CDBG program are:

- Improve Availability/Accessibility
- Improve Affordability
- Improve Sustainability

All future activities funded in the next five years will support at least one objective and one outcome. The City's framework for realizing the objectives and outcomes include the following goals:

- Provide Decent, Affordable Housing
- Provide a Suitable Living Environment
- Increase Homeownership
- End Chronic Homelessness

3. Evaluation of past performance

The most recent CAPER (FY 2016) provided a summary of the City's performance.

AH Obj 1.1

During PY 2016, 49 homeowners received minor rehabilitation assistance. This goal was exceeded.

AH Obj 1.2

During PY 2016, 10 homeowners received major rehabilitation assistance. The goal was not met due to the inclement weather as a result of Hurricane Harvey.

AH Obj 1.3

During PY 2016, 25 homebuyers were assisted with homebuyer assistance. The annual goal was exceeded.

AH Obj 1.4

During PY 2016, 15 units were completed with weatherization and minor rehab including ADA improvements. The goal was not met due to the time it takes to process each household to determine eligibility and conduct assessments. Coastal Bend Center for Independent Living lacked staff capacity, also inclement weather by Hurricane Harvey caused construction delays.

AH Obj 2.1

During PY 2016 25 Homebuyers were assisted. The goal was met.

AH Obj 3.1

During PY 2016 1 new affordable housing tax credit project with 153 units completed. The goal was met.

AH Obj 4

During PY 2016 staff continued to provide technical assistance to the HOME Program. Funds continue to get expended but anticipate completing in FY 2017.

Homeless Obj. 1

During PY 2016, the City provided 4 fundraising letters of recommendation to non profits. The goal was met.

Leadbase Paint

During PY 2016, 80 units were tested for Lead. The goal was met.

Non-Housing Obj 1.1

During PY 2016, 37,640 cases were completed. The goal was met.

Non-housing Com Dev Obj 1.2

During PY 2016, 60 Units were demolished. The goal was exceeded.

Other Special Needs

During PY 2016, 12,007 benefitted with ADA Improvements. The goal was met.

4. Summary of citizen participation process and consultation process

A series of Public Hearings, Technical Assistance (TA) workshops, and neighborhood meetings for the City of Corpus Christi's FY2018 CAAP that includes the CDBG, ESG, and HOME Programs were conducted on February 6, 2018, February 9, 2018, February 15, 2018, and February 21, 2018. The purpose of the Public Hearing, TA workshops, and neighborhood meetings was to provide program information, receive comments concerning housing and community needs and answer questions regarding request for proposals and the process. All interested persons of low- and moderate-income residing in CDBG eligible areas were invited to attend.

Public Hearings – A public needs hearing was held on June 5, 2018 at 5:30 p.m. at the 6th Floor Conference Room at the City Hall to educate residents and organizations about the CDBG, HOME, and ESG programs and obtain input on housing and community development needs. There were two attendees at the public needs hearing. Comments were received and will be included in the Citizen Participation appendices.

The City conducted a final public hearing (1st Reading of the Ordinance) on July 17, 2018 and a second reading of the Ordinance on July 24, 2018.

Stakeholder Interviews - A series of stakeholder meetings and interviews was conducted from May 1-May 3, 2018- to discuss issues and opportunities related to housing and community development needs. Individuals representing government and policy makers, nonprofit organizations, affordable housing providers, housing developers, community development organizations, educational institutions, and other interested parties were invited to participate to ensure that as many points of view as possible were heard. A complete summary is included in the Citizen Participation Appendix.

Web-based Citizen Surveys – The City conducted a web-based survey for the general public in English and Spanish, which generated 316 responses in total, an excellent response rate. Questions focused on housing and community development needs. The major priorities according to survey responses were infrastructure/roadway improvements, job creation and training, affordable housing construction/assistance, transit, and education and child/youth services. A complete summary of the survey is included in the Citizen Participation Appendix.

5. Summary of public comments

Stakeholder Interviews – Major needs highlighted during these interviews were affordable housing and housing rehabilitation, homeless services, infrastructure improvements, social services, and economic development and downtown improvements.

- Affordable Housing
- Demolition
- Public Infrastructure Improvements: accessibility improvements (sidewalks, curbs), street improvements
- Support homeless efforts
- Public services: code enforcement and senior services; broadband connectivity
- Public Facility Improvements

Public Needs Hearings

Comments from the public hearings mentioned a need for the following facilities and services:

June 5, 2018 1st Public Needs Hearing:

- One resident stated that the City should incorporate in their plan the following 3 initiatives:
    - Development of a Capacity Building to empower local groups. The building would have people available to offer grant writing; business planning; research; etc., Groups will then formalize to lead neighborhood and redevelopment initiatives.
    - A comprehensive housing study/plan for all housing level needs, from addressing homelessness to low and moderate housing, etc.,
    - Veteran Housing Initiatives-Housing Adaptation Grant-is anyone pursuing this? and why not?
- Another resident stated that the City should incorporate in their plan the following 3 initiatives:

- Issues with survey monkey, if she went back it kicked her out. Is there a way for her to print her responses? How can you tell it was received on your-end and/or how confirm comments will be incorporated into plan. If not incorporated, would there be a separate section for such comments in the plan? If not, there should be and maybe taken into account for next year annual plan.
- Why has the CITY not participated more with TBRA vouchers? The ones in most need of housing need them most and it is a CDBG eligible expense.
- The CITY needs to do more in terms on emergency management planning in terms of flood areas and mitigation of people who come to Corpus Christi after disasters in their community. The CITY did not have a plan for people from outlying communities after Hurricane Harvey.
- Desperate need for local Community Development Corporation to assist with affordable housing. Can be catalyst Can help with neighborhood groups or other non-profits
- Need to have conversation about what is defined as affordable housing and at what capacity? Rental housing should also be taken into account.
- What is the CITY doing about this? There is no future plan
- Invest in a CITY-wide housing study and analysis to lay the foundation
- Identify vacant lots and buildings and what can be done with them in terms of housing.
- Land Trust Bank

July 17, 2018 1st Reading of the Ordinance and Final Public Needs Hearing:

One resident spoke regarding the public input process; the need for affordable housing; and in support of the plan. Another resident spoke regarding the need for housing for veterans; providing support in the community through neighborhood empowerment; and identifying ways to get communities involved. A third resident spoke in support of the plan; the public input process; and the need for affordable housing. A fourth resident spoke in support of adopting the plan and addressed how the funds are beneficial to the community. Finally, a staff member of the Community Development Corporation of Brownsville provided information on the program and responded to council members' questions regarding: the definition of affordable housing; if homes are being built windstorm certified; and the relationship between the City and the Community Development Corporation of Brownsville to provide access to affordable housing.

6. Summary of comments or views not accepted and the reasons for not accepting them

All comments were accepted and taken under advisement.

7. Summary

In summary, the Consolidated Plan and Annual Action Plan have been developed with extensive community input as noted above and reflect the needs of the City.

The Process

PR-05 Lead & Responsible Agencies 24 CFR 91.200(b)

1. Describe agency/entity responsible for preparing the Consolidated Plan and those responsible for administration of each grant program and funding source

The following are the agencies/entities responsible for preparing the Consolidated Plan and those responsible for administration of each grant program and funding source.

Agency Role	Name	Department/Agency
CDBG Administrator	CORPUS CHRISTI	Housing and Community Development Department
HOME Administrator	CORPUS CHRISTI	Housing and Community Development Department
ESG Administrator	CORPUS CHRISTI	Housing and Community Development Department

Table 1 – Responsible Agencies

Narrative

The lead agency for the development of the Consolidated Plan is the Housing and Community Development Department of the City of Corpus Christi. The City also consulted with a number of other agencies including the Corpus Christi Housing Authority, the City's Community Housing Development Organizations (CHDOs), and the agencies involved in the local Continuum of Care (Homeless Issues Partnership, Inc.), and Texas Homeless Network (THN) to address homelessness.

Consolidated Plan Public Contact Information

Public comments on the Consolidated Plan should be sent to:

Rudy Bentancourt

Housing & Community Development Director

City of Corpus Christi, Housing and Community Development Department

1201 Leopard Street

Corpus Christi, TX 78401

361-826-3010 fax 361-826-3005

rudyb@cctexas.com

PR-10 Consultation - 91.100, 91.200(b), 91.215(l)

1. Introduction

Provide a concise summary of the jurisdiction's activities to enhance coordination between public and assisted housing providers and private and governmental health, mental health and service agencies (91.215(l)).

The process for preparation of the Consolidated Plan and Annual Plan involved outreach to an extensive number of local and regional organizations involved in providing housing, economic development, and social services in Corpus Christi.

Describe coordination with the Continuum of Care and efforts to address the needs of homeless persons (particularly chronically homeless individuals and families, families with children, veterans, and unaccompanied youth) and persons at risk of homelessness

City staff work actively with the Homeless Issues Partnership, Inc. (HIP), the local umbrella for the development of the Continuum of Care. Staff participate in regularly scheduled meetings and point-in-time surveys. The City often brings CDBG resources to the table to supplement Continuum of Care initiatives and distributes Emergency Solutions Grant funding to the various agencies that make up the membership of the Homeless Issues Partnership.

Describe consultation with the Continuum(s) of Care that serves the jurisdiction's area in determining how to allocate ESG funds, develop performance standards and evaluate outcomes, and develop funding, policies and procedures for the administration of HMIS

Staff from the City of Corpus Christi participate in the development of the Continuum of Care, working with area service providers to include City resources, to the extent possible, in the provision of services to homeless individuals and families in Corpus Christi. The City is an active participant in the Homeless Issues Partnership, Inc, (HIP).

In addition, the City worked closely with HIP to identifying eligible activities for the FY2018-2019 Annual Action Plan. Funding is based on agency needs to address homelessness. The City releases a pre-application in January each year to area non-profits and conducts technical assistance workshops in February before the application is due. The City also coordinates with the Texas Homeless Networks (THN) Balance of State staff on annual ESG allocations.

The City worked closely with THN and HIP to develop and implement a Coordinated Entry System (CES) that began in April 2018. The Salvation Army has taken the lead in the effort to provide a central point to determine the housing and social service needs of homeless persons. Homeless Issues Partnership, Inc (HIP) is managing the CES.

2. Describe Agencies, groups, organizations and others who participated in the process and describe the jurisdictions consultations with housing, social service agencies and other entities

1	**Agency/Group/Organization**	NUECES COUNTY COMMUNITY ACTION AGENCY
	Agency/Group/Organization Type	Housing Services-Children Services-Elderly Persons Services-Persons with Disabilities Regional organization
	What section of the Plan was addressed by Consultation?	Housing Need Assessment Market Analysis
	How was the Agency/Group/Organization consulted and what are the anticipated outcomes of the consultation or areas for improved coordination?	Agency was contacted through and email distribution list for homeless, elderly, and disability providers and advocates through HCD Administration.
2	**Agency/Group/Organization**	CORPUS CHRISTI HOUSING AUTHORITY
	Agency/Group/Organization Type	PHA
	What section of the Plan was addressed by Consultation?	Public Housing Needs
	How was the Agency/Group/Organization consulted and what are the anticipated outcomes of the consultation or areas for improved coordination?	In person interview. In addition, follow-up phone calls and emails were exchanged to clarify the Rental Assistance Demonstration (RDA) program transition.
3	**Agency/Group/Organization**	CORPUS CHRISTI METRO MINISTRIES, INC.
	Agency/Group/Organization Type	Services-Children Services-Elderly Persons Services-homeless Services-Health Services-Education Regional

	What section of the Plan was addressed by Consultation?	Homelessness Strategy Homeless Needs - Chronically homeless Homeless Needs - Families with children Homelessness Needs - Unaccompanied youth Non-Homeless Special Needs
	How was the Agency/Group/Organization consulted and what are the anticipated outcomes of the consultation or areas for improved coordination?	In-person interview
4	**Agency/Group/Organization**	CORPUS CHRISTI HOPE HOUSE, INC.
	Agency/Group/Organization Type	Services-Children Services-Elderly Persons Services-homeless
	What section of the Plan was addressed by Consultation?	Homeless Needs - Families with children Homelessness Strategy
	Briefly describe how the Agency/Group/Organization was consulted. What are the anticipated outcomes of the consultation or areas for improved coordination?	In-person interview
5	**Agency/Group/Organization**	The Salvation Army
	Agency/Group/Organization Type	Services-Children Services-Elderly Persons Services-Persons with Disabilities Services-homeless Services-Education Services-Employment Regional organization
	What section of the Plan was addressed by Consultation?	Housing Need Assessment Homeless Needs - Chronically homeless Homeless Needs - Families with children Homelessness Needs - Veterans Homelessness Needs - Unaccompanied youth Homelessness Strategy
	Briefly describe how the Agency/Group/Organization was consulted. What are the anticipated outcomes of the consultation or areas for improved coordination?	In-person interview

6	**Agency/Group/Organization**	Catholic Charities of Corpus Christi, Inc.
	Agency/Group/Organization Type	Services - Housing Services-Children Services-Elderly Persons Services-Persons with Disabilities Services-homeless Service-Fair Housing
	What section of the Plan was addressed by Consultation?	Housing Need Assessment Homeless Needs - Chronically homeless Homeless Needs - Families with children Homelessness Needs - Veterans Homelessness Needs - Unaccompanied youth Homelessness Strategy
	Briefly describe how the Agency/Group/Organization was consulted. What are the anticipated outcomes of the consultation or areas for improved coordination?	In-person interview
7	**Agency/Group/Organization**	Family Endeavors
	Agency/Group/Organization Type	Services-homeless Services-Education Services-Employment
	What section of the Plan was addressed by Consultation?	Homelessness Needs - Veterans
	Briefly describe how the Agency/Group/Organization was consulted. What are the anticipated outcomes of the consultation or areas for improved coordination?	In-person interview

Table 2 – Agencies, groups, organizations who participated

Identify any Agency Types not consulted and provide rationale for not consulting

All agency types were contacted.

Other local/regional/state/federal planning efforts considered when preparing the Plan

Name of Plan	Lead Organization	How do the goals of your Strategic Plan overlap with the goals of each plan?
Continuum of Care	Homeless Issues Partnership, Inc.	Funding proposals in the Strategic Plan provide assistance to preserving housing units and prevent homelessness.
Assessment of Fair Housing	City of Corpus Christi	Strategic Plan goals and objectives will affirmatively further fair housing
PHA 5-Year and Annual Plan	Corpus Christi Housing Authority	Since CCHA and the City of Corpus Christi serve the same jurisdiction, their affordable housing and community development goals must be compatible
City of Corpus Christi Education Strategic Plan	City of Corpus Christi	Strategic Plan goals for public services were informed by this strategy
Nueces County Multi-Jurisdictional Hazard Mitigation Plan (2017)	Corpus Christi Office of Emergency Management	Strategic Plan goals were influenced by the issues identified in the Hazard Mitigation Plan.
2017-2020 Downtown Management District (DMD) Three Year Plan	Downtown Management District (DMD)	Strategic Plan goals were influenced by the economic development efforts identified in the Three-Year Plan for the downtown area of Corpus Christi.
Plan CC Comprehensive Plan 2016	City of Corpus Christi	All Strategic Plan goals will support the City's overall long-term community development vision

Table 3 – Other local / regional / federal planning efforts

Describe cooperation and coordination with other public entities, including the State and any adjacent units of general local government, in the implementation of the Consolidated Plan (91.215(l))

The City of Corpus Christi is working to establish a strong relationship works closely with the Corpus Christi Housing Authority and departments of Nueces County government in the provision of programs to address local issues covered by the Consolidated Plan.

PR-15 Citizen Participation

1. Summary of citizen participation process/Efforts made to broaden citizen participation Summarize citizen participation process and how it impacted goal-setting

Public Hearings – Public hearings were held in 2017 during the course of preparing the Assessment of Fair Housing. The first three were general hearings to solicit input from the public; the fourth was a City Council hearing to present the draft AFH and begin the public display period. All hearings were advertised on the City's website and Facebook page.

The first public hearing specifically for the Con Plan was held on June 5, 2018.

Stakeholder Interviews – From May 1 through May 3, 2018, a series of stakeholder interviews and consultations were conducted for the Consolidated Plan. Over the course of three days, a number of individuals from organizations whose mission involves housing in one facet or another provided feedback. Individuals representing government and policy makers, nonprofit organizations, affordable housing providers, housing developers, community development organizations, educational institutions, and other interested parties were invited to participate to ensure that as many points-of-view as possible were heard. A complete summary of meeting minutes is included in the Citizen Participation Appendix.

Web-based Citizen Surveys – The City conducted a web-based survey for the general public in English and Spanish, which generated 316 responses in total, an excellent response rate. Questions focused on housing and community development needs. The major priorities according to survey responses were infrastructure/roadway improvements, job creation and training, affordable housing construction/assistance, transit, and education and child/youth services. A complete summary of the survey is included in the Citizen Participation Appendix.

Citizen Participation Outreach

Sort Order	Mode of Outreach	Target of Outreach	Summary of response/attendance	Summary of comments received	Summary of comments not accepted and reasons	URL (If applicable)
1	First Public Hearing (June 5, 2018)	Public	2 attendees	Participants provided input on community needs and priorities.	All comments were accepted.	N/A
2	Stakeholder Interviews (May 1-3, 2018)	Stakeholders	65 attendees	Participants provided input on community needs and priorities.	All comments were accepted.	N/A
3	Final Public Hearing and First Reading of the Ordinance (July 17, 2018)	Public	4 attendees	Participants supported the Consolidated Plan and Annual Action Plan and support its submittal to HUD	All comments were accepted.	http://corpuschristi.granicus.com/MediaPlayer.php?view_id=2&clip_id=1142
4	Second Reading of the Ordinance (July 24, 2018)	Public	No attendees	No comments were provided	**All comments were accepted.**	N/A

Table 4 – Citizen Participation Outreach

Needs Assessment

NA-05 Overview

Needs Assessment Overview

Based on U.S. Housing and Urban Development (HUD) Comprehensive Housing Affordability Strategy (CHAS) data (2009-2013) and analysis included within this section of the Strategic Plan, in addition to interviews and group discussions held with service providers, the following conclusions relative to housing needs in the City of Corpus Christi for all household types, income groups and racial/ethnic groups can be made.

Racial/ethnic groups with disproportionate *housing problems* as defined by HUD include housing units lacking complete kitchen facilities and/or complete plumbing facilities, overcrowding (more than 1.5 person per room), and/or cost burden greater than **30%** include the following:

Housing Problems

- Black households earning 51-80% of AMI.
- Asian households earning 51%-80% of AMI and 81-100% of AMI (small sample size).
- American Indian, Alaska Native earning 0-30% of AMI (small sample size).
- Pacific Islander households earning 81-100% of AMI (small sample size).

Racial/ethnic groups with disproportionate *housing problems* defined as housing units lacking complete kitchen facilities and/or complete plumbing facilities, overcrowding (more than 1.5 person per room), and/or cost burden greater than **50%** include the following:

Severe Housing Problems

- Asian households earning 0%-30% of AMI, 31-50% of AMI and 81-100% of AMI.
- Pacific Islander households earning 81-100% of AMI (small sample size).

Racial/ethnic groups with disproportionate *housing cost burden* include the following:

Housing Cost Burden

According to HUDs definition, no racial/ethnic groups in Corpus Christi experienced cost burden at a disproportionate level. Nevertheless, the CHAS data shows that a large number of Hispanics, 19,795, and Blacks, 2,250, have a cost burden over 30%.

NA-10 Housing Needs Assessment - 24 CFR 91.205 (a,b,c)

Summary of Housing Needs

Lower-income households in the City have been greatly impacted by high housing costs, which reduce economic opportunities and access to prosperity. Real incomes in the area have declined while housing costs have risen, resulting in an increase in the need for affordable housing options. Between 2000 and 2013, the median income for City residents has decreased by 4.4% after adjusting for inflation, while median contract rent increased by 5% and median home values increased by 18%. This means that housing costs take up a relatively larger share of income for households compared to 2000. Rising median home values translate to diminished buying power for households that want to reside in the City. Given a lack of decent, affordable housing options, the City's lower-income households often face a choice between deficient housing and cost burden.

The Housing Needs Assessment is based on data provided by HUD through the Comprehensive Housing Affordability Strategy (CHAS) data, with supplemental data used when available. Although the CHAS data is dated, it provides a glimpse of the housing needs within the City. This data, in combination with supplemental data and interviews with agencies and housing providers in the City, can provide a snapshot view of the housing needs.

Housing Needs - Agency Results:

Interviews with agencies that provide housing and social services provided an overview on housing needs. The following is a summary of the key points from the surveys and the stakeholder interviews:

- Extremely-low, very-low, low-income households, and moderate-income households have a very difficult time finding affordable housing.
- Small related households have the most residents who are cost burdened across a range of income levels and tenure.
- The lack of affordable housing affects some of the area's most vulnerable citizens.

Housing problems are broken down into four categories. The four housing problems include: cost burden, lack of complete plumbing or kitchen facilities, overcrowding, and zero/negative income.

As the data below show, the most significant housing issue identified is cost burden, defined as spending over 30% of household income on housing costs, such as mortgage and rent payments. According to CHAS data, 32% of households in the City are cost burdened. Similarly, severe cost burden is defined as spending over 50% of household income on housing. In Corpus Christi, over 14% of households are severely cost burdened.

In general, “small related” renter households are the largest cost-burdened category, with these households accounting for 41% of all cost-burdened households. It is important to note that this category includes households comprised of unrelated members. With regard to other housing problems, overcrowding is the second most common problem. Overcrowding is less common for homeowner households compared to renter households.

The following bullet points summarize the tables found on the following pages:

Renter households:

- Between 0-30% and 31-50% of AMI and severely overcrowded
- Between 0-30% of AMI lacking complete plumbing or kitchen facilities, with one or more of four housing problems, and housing problems paying more than 50% of their gross income on housing costs

Owner households:

- Between 51-80% of AMI and severely overcrowded, with one or more of four housing problems, with housing problems paying more than 30% and 50% of their gross income on housing costs.

Households by Household Type

Renter households paying more than 30% of their gross income on housing costs:

- All households between 0-30% of AMI.

Owner households paying more than 30% of their gross income on housing costs:

- Small related and elderly households between 51-80% of AMI.

Renter households paying more than 50% of their gross income on housing costs:

- All households between 0-30% of AMI.

Owner households paying more than 50% of their gross income on housing costs:

- Small related households between 51-81% of AMI
- Elderly households between 50-81% of AMI

Demographic indicators are essential to understanding a community's housing needs. The data provides a snapshot of the City's rapid growth and highlights the ongoing increase in population and households.

Table 5 - Housing Needs Assessment Demographics

Demographics	Base Year: 2000	Most Recent Year: 2013	% Change
Population	277,454	308,993	**11%**
Households	107,831	111,741	**4%**
Median Income	**$36,414.00** ***($49,677 in 2013 dollars)***	**$47,481.00**	**30%** ***(unadjusted)*** ***(-4.42% adjusted)***

Data Source: 2000 Census (Base Year), 2009-2013 ACS (Most Recent Year)

Table 6 Housing Costs Table (SUPPLEMENTAL)

	Base Year: 2000	Most Recent Year: 2013	% Change
Median Home Value	$70,500 *($96,177 in 2013 dollars)*	$113,300	**+61%** ***(18% adjusted)***
Median Contract Rent	**$472** ***($644 in 2013 dollars)***	**$674**	**+43%** ***(5% adjusted)***

Data Source: 2000 Census (Base Year), 2009-2013 ACS (Most Recent Year)

The following are HUD-generated tables using 2009-2013 CHAS data that are part of the Consolidated Plan tool. These tables are automatically generated when creating the Consolidated Plan. Please note that HAMFI refers to "HUD Adjusted Median Family Income," which is the median family income calculated by HUD for each jurisdiction, in order to determine Fair Market Rents and income limits for HUD programs. HAMFI will not necessarily be the same as other calculations of median incomes such as a simple Census number due to a series of adjustments that are made.

Table 7 - Total Households Table

	0-30% HAMFI	>30-50% HAMFI	>50-80% HAMFI	>80-100% HAMFI	>100% HAMFI
Total Households	13,700	12,490	19,235	9,900	56,425
Small Family Households*	4,770	4,210	8,150	3,905	28,940
Large Family Households**	1,230	1,475	1,920	1,055	6,270
Household contains at least one person 62-74 years of age	2,320	2,605	3,725	1,770	10,495

	0-30% HAMFI	>30-50% HAMFI	>50-80% HAMFI	>80-100% HAMFI	>100% HAMFI
Household contains at least one person age 75 or older	1,790	2,230	2,345	1,180	4,035
Households with one or more children 6 years old or younger	3,490	2,720	3,675	1,595	6,470

Data Source: 2009-2013 CHAS

Housing Needs Summary Tables

Table 8 – Housing Problems Table

	Renter					Owner				
	0-30% AMI	>30-50% AMI	>50-80% AMI	>80-100% AMI	Total	0-30% AMI	>30-50% AMI	>50-80% AMI	>80-100% AMI	Total
NUMBER OF HOUSEHOLDS										
Substandard Housing - Lacking complete plumbing or kitchen facilities	515	165	145	35	860	80	155	100	60	395
Severely Overcrowded - With >1.51 people per room (and complete kitchen and plumbing)	270	270	45	110	695	0	55	50	20	125
Overcrowded - With 1.01-1.5 people per room (and none of the above problems)	510	415	550	260	1,735	65	135	230	140	570

	Renter					Owner				
	0-30% AMI	>30-50% AMI	>50-80% AMI	>80-100% AMI	Total	0-30% AMI	>30-50% AMI	>50-80% AMI	>80-100% AMI	Total
Housing cost burden greater than 50% of income (and none of the above problems)	5,205	2,930	785	35	8,955	1,970	1,285	1,300	450	5,005
Housing cost burden greater than 30% of income (and none of the above problems)	1,150	2,680	4,735	1,100	9,665	560	1,215	2,440	1,075	5,290
Zero/negative Income (and none of the above problems)	865	0	0	0	865	520	0	0	0	520

Data Source: 2009-2013 CHAS

Table 9 – Housing Problems (Households with one or more Severe Housing Problems: Lacks kitchen or complete plumbing, severe overcrowding, severe cost burden)

	Renter					Owner				
	0-30% AMI	>30-50% AMI	>50-80% AMI	>80-100% AMI	Total	0-30% AMI	>30-50% AMI	>50-80% AMI	>80-100% AMI	Total
NUMBER OF HOUSEHOLDS										
Having 1 or more of four housing problems	6,495	3,780	1,525	435	12,235	2,115	1,630	1,680	665	6,090
Having none of four housing problems	2,455	3,795	8,525	4,145	18,920	1,245	3,285	7,520	4,655	16,705

	Renter					Owner				
	0-30% AMI	>30-50% AMI	>50-80% AMI	>80-100% AMI	Total	0-30% AMI	>30-50% AMI	>50-80% AMI	>80-100% AMI	Total
Household has negative income, but none of the other housing problems	865	0	0	0	865	520	0	0	0	520

Data Source: 2009-2013 CHAS

Table 10 - Cost Burden > 30%

	Renter				Owner			
	0-30% AMI	>30-50% AMI	>50-80% AMI	Total	0-30% AMI	>30-50% AMI	>50-80% AMI	Total
NUMBER OF HOUSEHOLDS								
Small Related	3,120	2,440	2,720	8,280	550	880	1,880	3,310
Large Related	865	765	600	2,230	110	275	400	785
Elderly	1,260	1,010	690	2,960	1,255	1,235	864	3,354
Other	2,215	2,000	1,925	6,140	720	270	705	1,695
Total need by income	7,460	6,215	5,935	19,610	2,635	2,660	3,849	9,144

Data Source: 2009-2013 CHAS

The following housing cost burden map generated from the HUD CPD Maps system shows the areas of the city with the greatest cost burden (>30%). These tend to be in the northern and western areas of the city.

Corpus Christi - Housing Cost Burden - Consolidated Plan and Continuum of Care Planning Tool

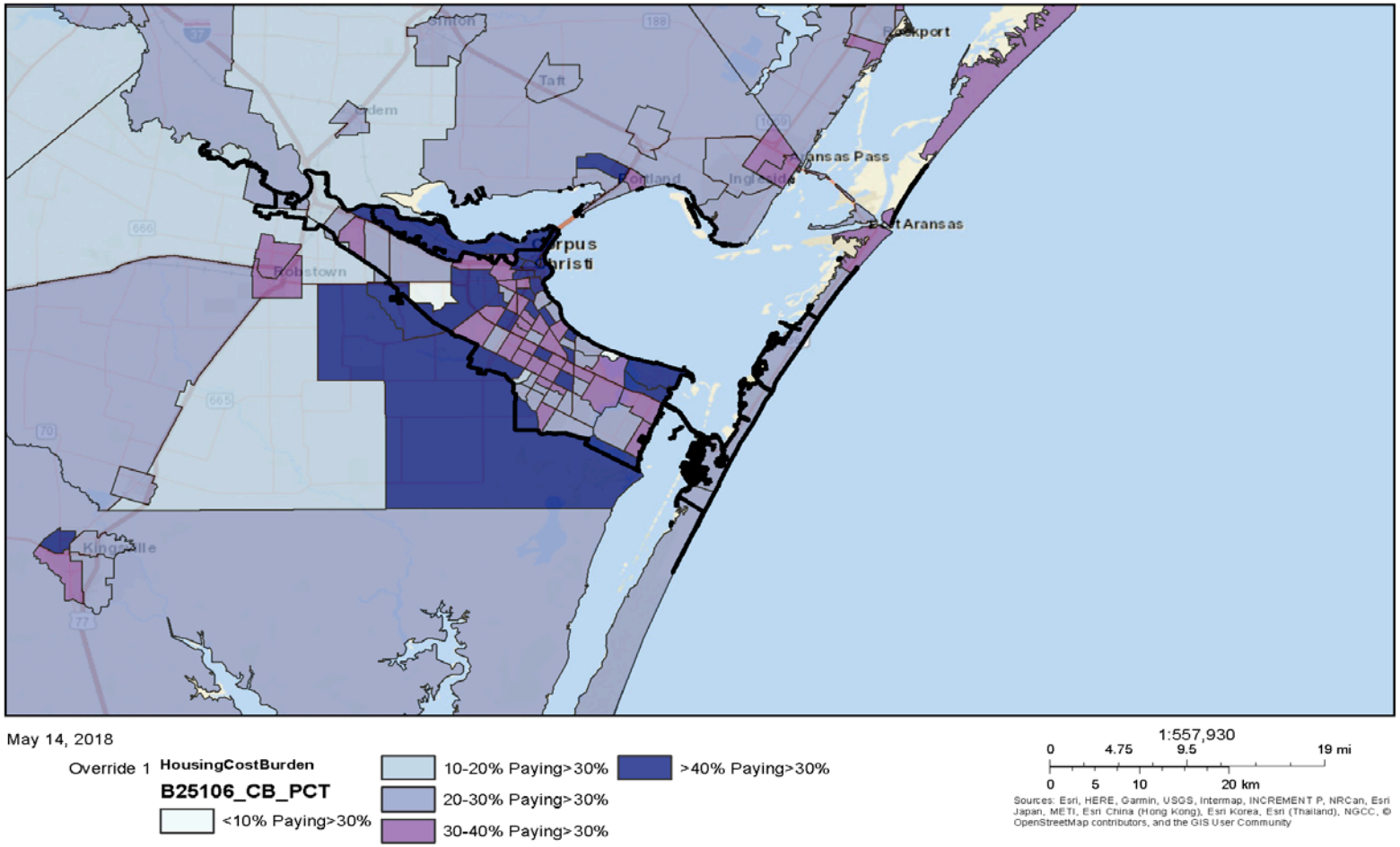

Table 11 – Cost Burden > 50%

	Renter				Owner			
	0-30% AMI	>30-50% AMI	>50-80% AMI	Total	0-30% AMI	>30-50% AMI	>50-80% AMI	Total
NUMBER OF HOUSEHOLDS								
Small Related	2,555	1,095	285	3,935	495	565	680	1,740
Large Related	795	405	50	1,250	100	195	95	390
Elderly	880	595	210	1,685	855	515	289	1,659
Other	1,930	1,065	285	3,280	605	130	280	1,015
Total need by income	6,160	3,160	830	10,150	2,055	1,405	1,344	4,804

Data Source: 2009-2013 CHAS

The following housing severe cost burden map generated from the HUD CPD Maps system shows the areas of the city with low income households with severe cost burden (>50%). These tend to be spread more evenly through-out all areas of the city.

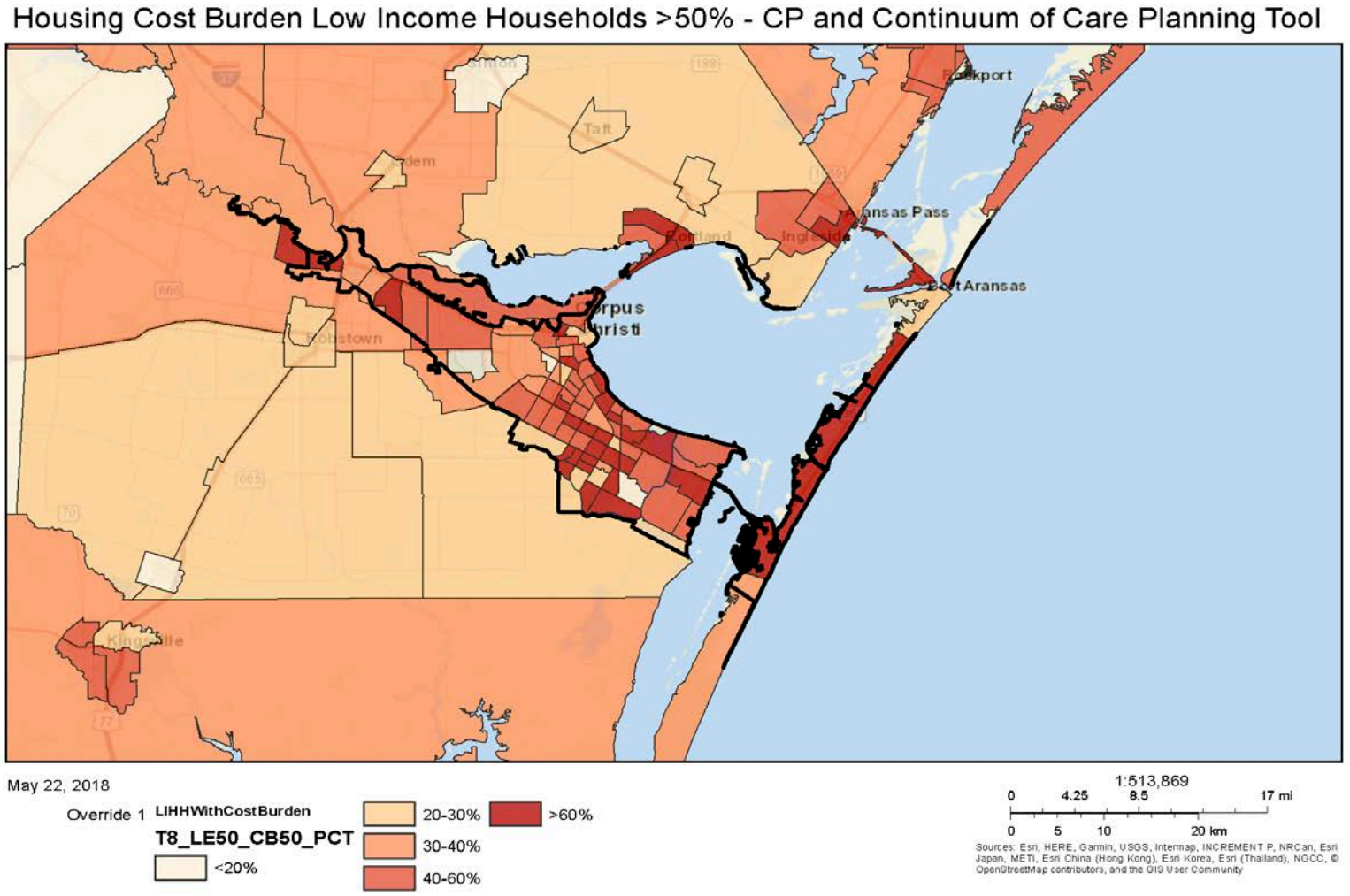

Table 12

– Crowding Information

	Renter					Owner				
	0-30% AMI	>30-50% AMI	>50-80% AMI	>80-100% AMI	Total	0-30% AMI	>30-50% AMI	>50-80% AMI	>80-100% AMI	Total
NUMBER OF HOUSEHOLDS										
Single family households	630	595	475	245	1,945	15	125	180	60	380
Multiple, unrelated family households	175	65	85	70	395	50	60	115	110	335
Other, non-family households	30	60	30	55	175	0	0	0	0	0
Total need by income	835	720	590	370	2,515	65	185	295	170	715

Data Source: 2009-2013 CHAS

Table 13 – Crowding Information**

	Renter				Owner			
	0-30% AMI	>30-50% AMI	>50-80% AMI	Total	0-30% AMI	>30-50% AMI	>50-80% AMI	Total
Households with Children Present	No Data Available.							

**No data provided by HUD for this table

Describe the number and type of single person households in need of housing assistance.

According to CHAS data, there are 36,505 single person households in Corpus Christi, 39.8% of which are cost-burdened. This is higher than the citywide rate of household cost burden (32%), which means households comprised of single persons in general have more difficulty in affording housing costs than larger households. When considering tenure, about 34% of single person homeowners are cost-burdened, compared to 43% of single person renters.

According to 2016 American Community Survey (ACS) data, there are 29,201 householders living alone in Corpus Christi, 6,418 of which (22%) have income below the poverty level. This is higher than the citywide rate of household poverty (17%), which means households comprised of single persons have more difficulty in affording housing costs than larger households.

Estimate the number and type of families in need of housing assistance who are disabled or victims of domestic violence, dating violence, sexual assault and stalking.

According to 2016 ACS data, 42,116 individuals in, or 13.4% of the population, reported a disability. Almost 40% of all disabled individuals were over the age of 65. Approximately 22% of persons with a disability also live in poverty, compared to 15.8% of people without a disability. Median earnings for people with a disability were $21,710, compared to $29,366 for earners without a disability. These figures underscore the struggle that many households that include a person with a disability experience in finding and maintaining suitable affordable housing.

Locally, the Women's Shelter of South Texas (Purple Door) is a 501(c) (3) non-profit organization serving Corpus Christi and the region that supports and empowers individuals affected by family violence and sexual assault through safe shelter and outreach while providing advocacy, education, and resources to create a safe, supportive community.

According the AFH data, victims of domestic violence often experience housing-related difficulty, with one survey of domestic violence survivors reporting that, in shelters across eight states, 84 percent of survivors needed help with finding affordable housing. One article in the Corpus Christi Caller Times claimed that domestic violence in Corpus Christi was “arguably worse than any other major Texas city” and noted that eight Corpus Christi residents died from domestic violence in 2015. The Corpus Christi Police Department Crime Victim’s Assistance Program provides housing support for victims of domestic violence. Through the program, victims of domestic violence may apply for up to $3,800 in assistance to be used for rent, deposits, and relocation expenses. The program also conducts community outreach to apartment management and to the Corpus Christi Apartment Association.

Recent (2017) data on clients served included the following:

Total clients served in 2017: 2,164

- Adults served: 1,397
- Children served: 767
- Gender of clients served:
    - female: 1,739
    - male: 425
- Total residential clients served at shelter facility: 870
- Total non-residential clients served: 1,294
- Total number of services provided: 99,441
- Total number of hours of services provided: 37,693
- Total number of calls received on 24/7 crisis hotline: 13,182

- Average length of stay per client: 20 days

Client demographic Information (2017):

- Hispanic: 1,470
- White: 415
- African American: 161
- Asian: 11
- Native American: 21
- Pacific Islander: 8
- Multi-Racial: 47
- Other: 31

A representative from Purple Doors stated that there is a need for more family housing in shelters. The agency has seen more families looking for assistance over the past few years.

What are the most common housing problems?

The most common housing problem in Corpus Christi is cost burden, especially for renters. There are 10,245 renter-occupied households with housing costs greater than 50% of their income. Additionally, 45% of renter households are severely cost-burdened, compared to 22% of owner-occupied households.

Are any populations/household types more affected than others by these problems?

"Small Related" renter households are the largest cost-burdened category, with these 8,280 households accounting for 28% of all cost-burdened households. It is important to note that this category includes households comprised of unrelated members.

Severe cost burden follows a very similar distribution, with both renter and homeowner small related households more affected by severe cost burden (>50%) than regular cost burden (>30%).

Describe the characteristics and needs of Low-income individuals and families with children (especially extremely low-income) who are currently housed but are at imminent risk of either residing in shelters or becoming unsheltered 91.205(c)/91.305(c)). Also discuss the needs of formerly homeless families and individuals who are receiving rapid re-housing assistance and are nearing the termination of that assistance

The lack of affordable housing makes it difficult for low-income individuals and families with children to maintain a stable household. No data exists that would specifically enumerate or describe the at-risk or formerly homeless population or rapid-rehousing recipients nearing termination within the City of Corpus Christi.

If a jurisdiction provides estimates of the at-risk population(s), it should also include a description of the operational definition of the at-risk group and the methodology used to generate the estimates:

According to HMIS data from the Texas Homeless Network (THN), there were 532 persons in Emergency Shelter, Supportive Housing, Transitional Housing, and PH-RRH who exited homelessness in 2017. These persons could be considered to be at risk for recidivism back to homelessness.

Specify particular housing characteristics that have been linked with instability and an increased risk of homelessness

Corpus Christi's high housing costs, evident through the CHAS estimates that the most significant housing issue identified is cost burden, defined as spending over 30% of household income on housing costs, such as mortgage and rent payments. According to CHAS data, 32% of households in the City are cost burdened. Similarly, severe cost burden is defined as spending over 50% of household income on housing. In Corpus Christi, 14% of households are severely cost burdened. According to recent (2012-2016) ACS 5-Year Estimates, 17% of the City's population lives below the poverty level, and 3.7% of the population aged 16 and over is unemployed. Unemployment and poverty contribute to increased risk of homelessness.

Discussion

As part of the development of the city's Assessment of Fair Housing (AFH), completed in 2017, a needs assessment was conducted using HUD's Affirmatively Furthering Fair Housing (AFFH) Data and Mapping Tool. This tool used a slightly older version of CHAS (2008-2012), but found the same high level of cost burden, particularly for those with incomes 0-30% of AMI.

The following table was taken from Corpus Christi's AFH document, showing severe cost burden by household type.

Households with Severe Housing Cost Burden	Corpus Christi, Texas			Corpus Christi, Texas Region		
Race/Ethnicity	Number with Severe Cost Burden	Number of Households[1]	Percent with Severe Cost Burden[2]	Number with Severe Cost Burden	Number of Households	Percent with Severe Cost Burden
White, Non-Hispanic	5,425	44,940	12.07%	7,965	68,239	11.67%
Black, Non-Hispanic	995	4,915	20.24%	1,074	5,450	19.71%
Hispanic	8,980	58,760	15.28%	11,210	78,115	14.35%
Asian or Pacific Islander, Non-Hispanic	330	1,944	16.98%	365	2,262	16.14%
Native American, Non-Hispanic	0	249	0.00%	15	342	4.39%
Other, Non-Hispanic	175	947	18.48%	199	1,470	13.54%
Total	15,905	111,750	14.23%	20,828	155,900	13.36%
Household Type and Size						
Family households, <5 people	7,199	62,160	11.58%	9,644	89,499	10.78%
Family households, 5+ people	1,675	13,085	12.80%	2,025	18,245	11.10%
Non-family households	7,029	36,490	19.26%	9,142	48,145	18.99%

Source: Comprehensive Housing Affordability Strategy (CHAS), 2008-2012, as retrieved from the HUD Affirmatively Furthering Fair Housing (AFFH) Data and Mapping Tool.

[1] The number of households is the denominator for the percent with problems, and may differ from the number of households for the table on severe housing problems.

[2] All percentages represent a share of the total population with the jurisdiction or region, except household type and size, which is compared with total households.

The table shows the demographics of households experiencing severe housing cost burden. These data show Black residents experiencing the highest rate of severe cost burden. For family households with five or more people, the rate of severe cost burden is notably low as compared with the rate of housing burden in general; large family households are less likely to be severely cost burdened than non-family households and only slightly more likely to be severely cost burdened than small family households. This suggests that many large family households experience housing burden not because of severe cost but because they have more than one person per bedroom.

In addition, according to the AFH mapping tool, the areas with the highest concentration of housing burden in Corpus Christi are the north-central, west-central, and northeast areas of the city. The north-central area includes several neighborhoods designated as racially or ethnically concentrated areas of poverty (R/ECAPs) due to their high concentrations of Hispanic and Black residents and the fact that at least 40 percent of residents are below the federal poverty line.

The following section, Narrowing the Digital Divide, is now required by HUD to be included in the Consolidated Plan. The Consolidated Planning process serves as the framework for a community-wide dialogue to identify housing and community development priorities that align and focus funding from HUD's formula block grant programs. This rule amends HUD's Consolidated Plan regulations to require that jurisdictions, including Corpus Christi, to consider two additional concepts in their planning efforts: Narrowing the Digital Divide and Natural Hazard Risk. Note: the Natural Hazard Risk section is in MA-20: Housing Market Analysis-Condition of Housing.

Narrowing the Digital Divide (91.210(a)(4)

According to FCC data on residential wired broadband access provided by PolicyMap, there are areas through-out the City with limited access to broadband internet, indicated by the lighter colored areas in the map on the following.

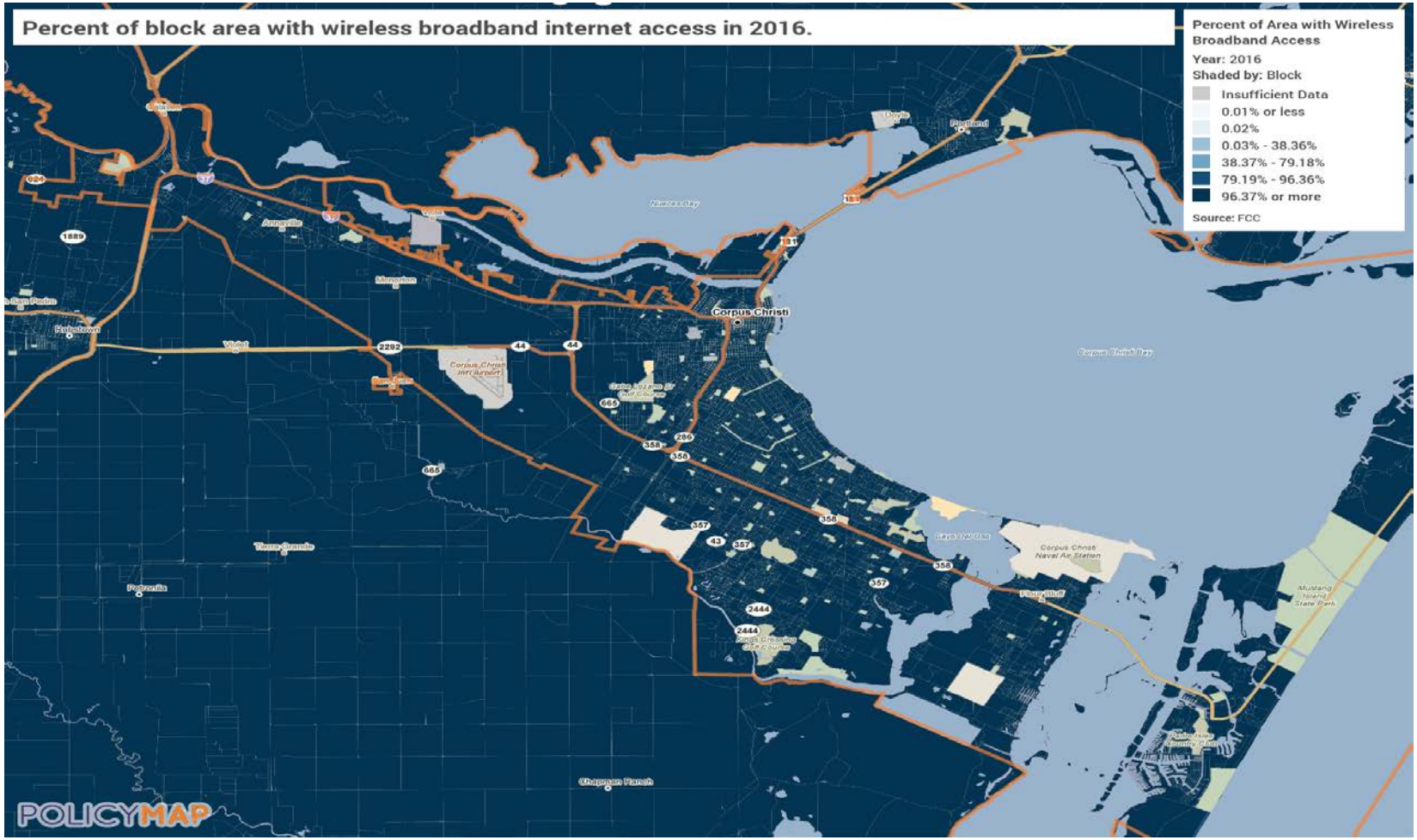
Percent of block area with wireless broadband internet access in 2016.
Percent of Area with Wireless Broadband Access
Year: 2016
Shaded by: Block
Insufficient Data
0.01% or less
0.02%
0.03% - 38.36%
38.37% - 79.18%
79.19% - 96.36%
96.37% or more
Source: FCC
Corpus Christi
POLICYMAP

According to city stakeholders, there is poor broadband access in the city and the existing equipment is dated.

There are discussions underway to use the city's library system as an avenue to increase broadband access to lower income neighborhoods. This effort is currently in the planning stages. Using FY 2018 CDBG funds, the project proposes to expand the Ben F. McDonald Library's broadband capability from 50Mbps, which is shared with five other library locations, to 1Gbps. Approximately 10,000 feet of fiber will be installed from Navigation Blvd and Bear Lane to the Library. Five wireless access points will be installed within the library to provide wireless/broadband access. This will increase broad-band access in low- and moderate-income neighborhoods in Corpus Christi.

NA-15 Disproportionately Greater Need: Housing Problems – 91.205 (b)(2)

Assess the need of any racial or ethnic group that has disproportionately greater need in comparison to the needs of that category of need as a whole.

Introduction

HUD defines a disproportionately greater housing need when a racial or ethnic group experiences housing problems at a rate over 10 percentage points than that of the corresponding income level as a whole. The bullet points below summarize the percentage of each racial/ethnic group experiencing housing problems by HUD Adjusted Median Family Income (HAMFI) levels. Where the HUD tables below report AMI, they refer to HAMFI. Housing problems include:

- Housing units lacking complete kitchen facilities and/or complete plumbing facilities
- Overcrowding (more than one person per room)
- Housing costs greater than 30% of income (i.e., cost burden)

In general, the percentage of households with a housing problem is higher for the lowest income brackets (0-50% AMI) and decreases as income increases. According to the above definitions, four racial/ethnic groups in Corpus Christi experience one or more housing problems at a disproportionate level:

- Black households earning 51-80% of AMI.
- Asian households earning 51%-80% of AMI and 81-100% of AMI (small sample size).
- American Indian, Alaska Native earning 0-30% of AMI (small sample size).
- Pacific Islander households earning 81-100% of AMI (small sample size).

While Hispanic households don't exceed the threshold of 10 percentage points more than the corresponding level as a whole, numerically Hispanics are by far the largest ethnic group with housing problems.

Given the very small number of Asians included in the data, results for this group are likely highly error-prone.

Racial/ Ethnic Group	0-30% AMI	31-50%	51-80%	81-100%
	% with one or more housing problems			
White	88.9%	77.6%	54.0%	41.9%
Black/ African American	81.0%	66.0%	**71.2%**	42.2%
Asian	91.4%	76.9%	**75.6%**	**57.1%**
American Indian, Alaska Native	**100.0%**	0.0%	0.0%	0.0%
Pacific Islander	0.0%	0.0%	0.0%	**100.0%**
Hispanic	81.9%	74.1%	51.6%	26.0%
Jurisdiction as a Whole	83.8%	74.5%	53.9%	33.1%

Source: CHAS 2009-2013

0%-30% of Area Median Income

Housing Problems*	Has one or more of four housing problems	Has none of the four housing problems	Household has no/negative income, but none of the other housing problems
Jurisdiction as a whole	10,325	1,990	1,385
White	2,840	355	550
Black / African American	705	165	75
Asian	160	15	35
American Indian, Alaska Native	4	0	0
Pacific Islander	0	0	0
Hispanic	6,450	1,425	685

Table 14 - Disproportionally Greater Need 0 - 30% AMI

Data Source: 2009-2013 CHAS

*The four housing problems are:

1. Lacks complete kitchen facilities, 2. Lacks complete plumbing facilities, 3. More than one person per room, 4.Cost Burden greater than 30%

30%-50% of Area Median Income

Housing Problems*	Has one or more of four housing problems	Has none of the four housing problems	Household has no/negative income, but none of the other housing problems
Jurisdiction as a whole	9,305	3,185	0
White	2,835	820	0
Black / African American	495	255	0
Asian	100	30	0
American Indian, Alaska Native	0	40	0
Pacific Islander	0	0	0
Hispanic	5,815	2,035	0

Table 15 - Disproportionally Greater Need 30 - 50% AMI

Data Source: 2009-2013 CHAS

*The four housing problems are:

1. Lacks complete kitchen facilities, 2. Lacks complete plumbing facilities, 3. More than one person per room, 4.Cost Burden greater than 30%

50%-80% of Area Median Income

Housing Problems*	Has one or more of four housing problems	Has none of the four housing problems	Household has no/negative income, but none of the other housing problems
Jurisdiction as a whole	10,375	8,860	0
White	3,360	2,865	0
Black / African American	815	330	0
Asian	155	50	0
American Indian, Alaska Native	0	30	0
Pacific Islander	0	0	0
Hispanic	5,930	5,565	0

Table 16 - Disproportionally Greater Need 50 - 80% AMI

Data Source: 2009-2013 CHAS

*The four housing problems are:

1. Lacks complete kitchen facilities, 2. Lacks complete plumbing facilities, 3. More than one person per room, 4.Cost Burden greater than 30%

80%-100% of Area Median Income

Housing Problems*	Has one or more of four housing problems	Has none of the four housing problems	Household has no/negative income, but none of the other housing problems
Jurisdiction as a whole	3,280	6,620	0
White	1,585	2,200	0
Black / African American	135	185	0
Asian	80	60	0
American Indian, Alaska Native	0	20	0
Pacific Islander	4	0	0
Hispanic	1,450	4,130	0

Table 17 - Disproportionally Greater Need 80 - 100% AMI

Data Source: 2009-2013 CHAS

*The four housing problems are:

1. Lacks complete kitchen facilities, 2. Lacks complete plumbing facilities, 3. More than one person per room, 4.Cost Burden greater than 30%

NA-20 Disproportionately Greater Need: Severe Housing Problems – 91.205 (b)(2)

Assess the need of any racial or ethnic group that has disproportionately greater need in comparison to the needs of that category of need as a whole.

Introduction

HUD defines a disproportionately greater housing need when a racial or ethnic group experiences housing problems at a rate over 10 percentage points than that of the corresponding income level as a whole. The data table below, based on 2009-2013 CHAS data, summarizes the percentage of each racial/ethnic group experiencing severe housing problems by HUD Adjusted Median Family Income (HAMFI) levels. Where the HUD tables below report AMI, they refer to HAMFI. Housing problems include:

- Housing units lacking complete kitchen facilities and/or complete plumbing facilities
- Overcrowding (more than 1.5 people per room)
- Housing costs greater than 50% of income (i.e., severe cost burden)

In general, the percentage of households with a housing problem is higher for the lowest income brackets (0-50% AMI) and decreases as income increases. According to the above definitions, two racial/ethnic groups in Corpus Christi experience one or more housing problems at a disproportionate level:

- Asian households earning 0%-30% of AMI, 31-50% of AMI and 81-100% of AMI.
- Pacific Islander households earning 81-100% of AMI (small sample size).

Given the very small number of Pacific Islanders included in the data, results for this group are likely highly error-prone.

	0-30% AMI	31-50%	51-80%	81-100%
Racial/ Ethnic Group	**% with one or more severe housing problems**			
White	78.8%	50.3%	14.8%	11.5%
Black/ African American	68.4%	38.0%	20.2%	3.1%
Asian	**85.7%**	**57.7%**	15.0%	**35.7%**
American Indian, Alaska Native	0.0%	0.0%	0.0%	0.0%
Pacific Islander	0.0%	0.0%	0.0%	**100.0%**
Hispanic	65.9%	40.8%	17.2%	10.8%
Jurisdiction as a Whole	**69.9%**	**43.3%**	**16.6%**	**11.1%**

Source: CHAS 2009-2013

0%-30% of Area Median Income

Severe Housing Problems*	Has one or more of four housing problems	Has none of the four housing problems	Household has no/negative income, but none of the other housing problems
Jurisdiction as a whole	8,610	3,700	1,385
White	2,515	675	550
Black / African American	595	275	75
Asian	150	25	35
American Indian, Alaska Native	0	4	0
Pacific Islander	0	0	0
Hispanic	5,195	2,685	685

Table 18 – Severe Housing Problems 0 - 30% AMI

Data Source: 2009-2013 CHAS

*The four severe housing problems are:
1. Lacks complete kitchen facilities, 2. Lacks complete plumbing facilities, 3. More than 1.5 persons per room, 4.Cost Burden over 50%

30%-50% of Area Median Income

Severe Housing Problems*	Has one or more of four housing problems	Has none of the four housing problems	Household has no/negative income, but none of the other housing problems
Jurisdiction as a whole	5,410	7,080	0
White	1,835	1,810	0
Black / African American	285	465	0
Asian	75	55	0
American Indian, Alaska Native	0	40	0
Pacific Islander	0	0	0
Hispanic	3,200	4,640	0

Table 19 – Severe Housing Problems 30 - 50% AMI

Data Source: 2009-2013 CHAS

*The four severe housing problems are:
1. Lacks complete kitchen facilities, 2. Lacks complete plumbing facilities, 3. More than 1.5 persons per room, 4.Cost Burden over 50%

50%-80% of Area Median Income

Severe Housing Problems*	Has one or more of four housing problems	Has none of the four housing problems	Household has no/negative income, but none of the other housing problems
Jurisdiction as a whole	3,205	16,045	0
White	925	5,305	0
Black / African American	230	910	0
Asian	30	170	0
American Indian, Alaska Native	0	30	0
Pacific Islander	0	0	0
Hispanic	1,975	9,520	0

Table 20 – Severe Housing Problems 50 - 80% AMI

Data Source: 2009-2013 CHAS

*The four severe housing problems are:
1. Lacks complete kitchen facilities, 2. Lacks complete plumbing facilities, 3. More than 1.5 persons per room, 4.Cost Burden over 50%

80%-100% of Area Median Income

Severe Housing Problems*	Has one or more of four housing problems	Has none of the four housing problems	Household has no/negative income, but none of the other housing problems
Jurisdiction as a whole	1,100	8,800	0
White	435	3,350	0
Black / African American	10	310	0
Asian	50	90	0
American Indian, Alaska Native	0	20	0
Pacific Islander	4	0	0
Hispanic	600	4,980	0

Table 21 – Severe Housing Problems 80 - 100% AMI

Data Source: 2009-2013 CHAS

*The four severe housing problems are:
1. Lacks complete kitchen facilities, 2. Lacks complete plumbing facilities, 3. More than 1.5 persons per room, 4.Cost Burden over 50%

NA-25 Disproportionately Greater Need: Housing Cost Burdens – 91.205 (b)(2)

Assess the need of any racial or ethnic group that has disproportionately greater need in comparison to the needs of that category of need as a whole.

Introduction:

HUD defines a disproportionately greater housing need when a racial or ethnic group experiences housing problems at a rate over 10 percentage points than that of the corresponding income level as a whole. Cost-burdened is defined as paying 30-50% of the household income to housing, and severely cost burdened is defined as paying greater than 50% of the household income to housing. The data table below summarizes the percentage of each racial/ethnic group experiencing cost burden at various levels.

According to the above definitions, no racial/ethnic groups in Corpus Christi experienced cost burden at a disproportionate level using the HUD definition as defined above. Nevertheless, the data shoes that a large number of Hispanics, 19,795, and Blacks, 2,250, have a cost burden over 30%.

	Less than 30% (No Cost Burden)	30-50%	More than 50%	No/ negative income (not computed)
Racial/ Ethnic Group		% with housing cost burden		%
White	71.2%	16.5%	12.2%	1.3%
Black/ African American	53.5%	26.0%	20.6%	1.6%
Asian	64.7%	17.1%	18.2%	1.9%
American Indian, Alaska Native	87.8%	12.2%	0.0%	0.0%
Pacific Islander	0.0%	0.0%	0.0%	0.0%
Hispanic	65.9%	18.7%	15.5%	1.3%
Jurisdiction as a Whole	67.4%	18.1%	14.4%	1.4%

Source: CHAS 2009-2013

Housing Cost Burden

Housing Cost Burden	<=30%	30-50%	>50%	No / negative income (not computed)
Jurisdiction as a whole	74,340	19,980	15,915	1,520
White	31,580	7,335	5,425	595
Black / African American	2,585	1,255	995	75
Asian	1,175	310	330	35

Housing Cost Burden	<=30%	30-50%	>50%	No / negative income (not computed)
American Indian, Alaska Native	215	30	0	0
Pacific Islander	80	10	0	0
Hispanic	38,185	10,815	8,980	770

Table 22 – Greater Need: Housing Cost Burdens AMI

Data Source: 2009-2013 CHAS

NA-30 Disproportionately Greater Need: Discussion – 91.205(b)(2)

Are there any Income categories in which a racial or ethnic group has disproportionately greater need than the needs of that income category as a whole?

The impact of housing problems in Corpus Christi varies primarily by income level. However, the following groups within an income tier and race/ethnicity category experienced problems at a rate at least 10 percentage points higher than the City as a whole:

Housing Problems

- Black households earning 51-80% of AMI.
- Asian households earning 51%-80% of AMI and 81-100% of AMI (small sample size).
- American Indian, Alaska Native earning 0-30% of AMI (small sample size).
- Pacific Islander households earning 81-100% of AMI (small sample size).

Severe Housing Problems

- Asian households earning 0%-30% of AMI, 31-50% of AMI and 81-100% of AMI.
- Pacific Islander households earning 81-100% of AMI (small sample size).

While Hispanic households don't exceed the threshold of 10 percentage points more than the corresponding level as a whole, numerically Hispanics are by far the largest ethnic group with both housing problems and severe housing problems.

Cost Burden

According to HUDs definition, no racial/ethnic groups in Corpus Christi experienced cost burden at a disproportionate level using the HUD definition as defined above. Nevertheless, the data shows that a large number of Hispanics, 19,795, and Blacks, 2,250, have a cost burden over 30%.

If they have needs not identified above, what are those needs?

The needs among races/ethnicities are indicated above. Households in the lower income categories have more general needs, as described in NA-10 and the Housing Market Analysis.

Are any of those racial or ethnic groups located in specific areas or neighborhoods in your community?

According to the AFH, as shown in HUD Map 6.1 on the following page, the areas with the highest concentration of housing burden in Corpus Christi are the north-central, west-central, and northeast areas of the city. the north-central area includes several neighborhoods designated as racially or ethnically concentrated areas of poverty (R/ECAPs) due to their high concentrations of Hispanic and Black residents and the fact that at least 40 percent of residents are below the

federal poverty line. According to HUD Map 6.2 (next page), this includes many residents from Mexico.

The west-central area, around Corpus Christi International Airport, has a high concentration of Hispanic residents. HUD Map 6.2 shows that this area has some residents from Mexico, but not as many as the north-central area.

The northeast area has a relatively diverse mix of Hispanic and Non-Hispanic White residents. HUD Map 6.2 shows that this area includes some residents from Mexico as well as other residents.

Please find both maps on the following page.

HUD Map 6.1 Housing Burden and Race/Ethnicity

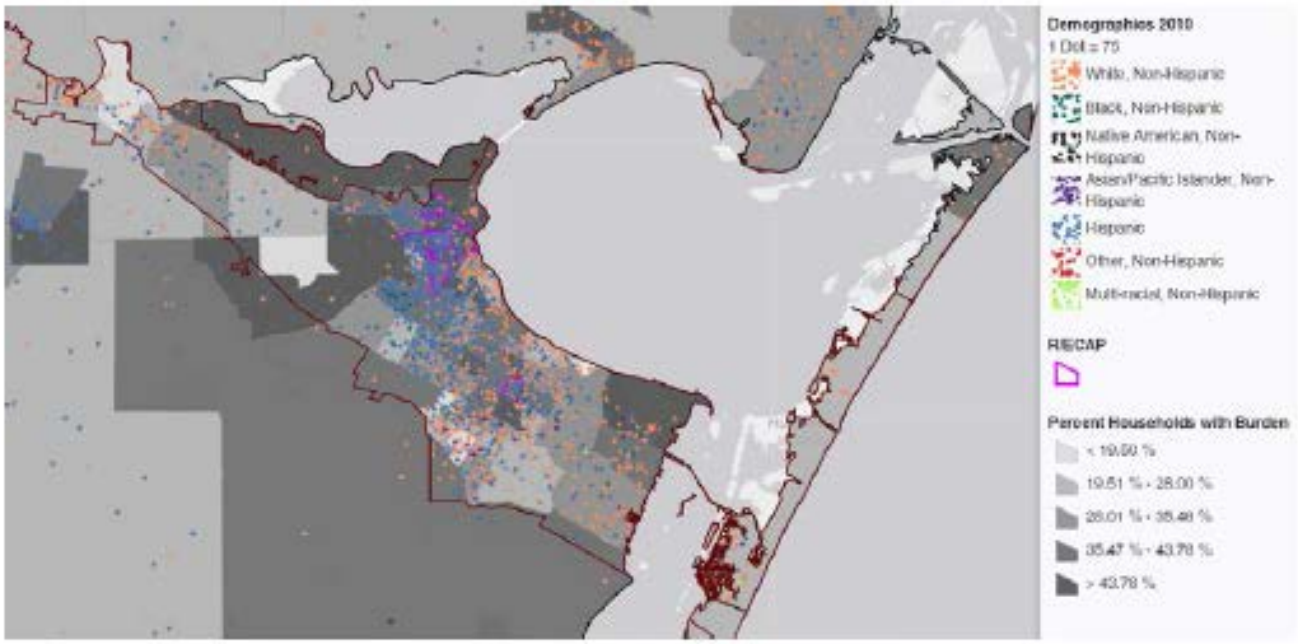

HUD Map 6.2 Housing Burden and National Origin

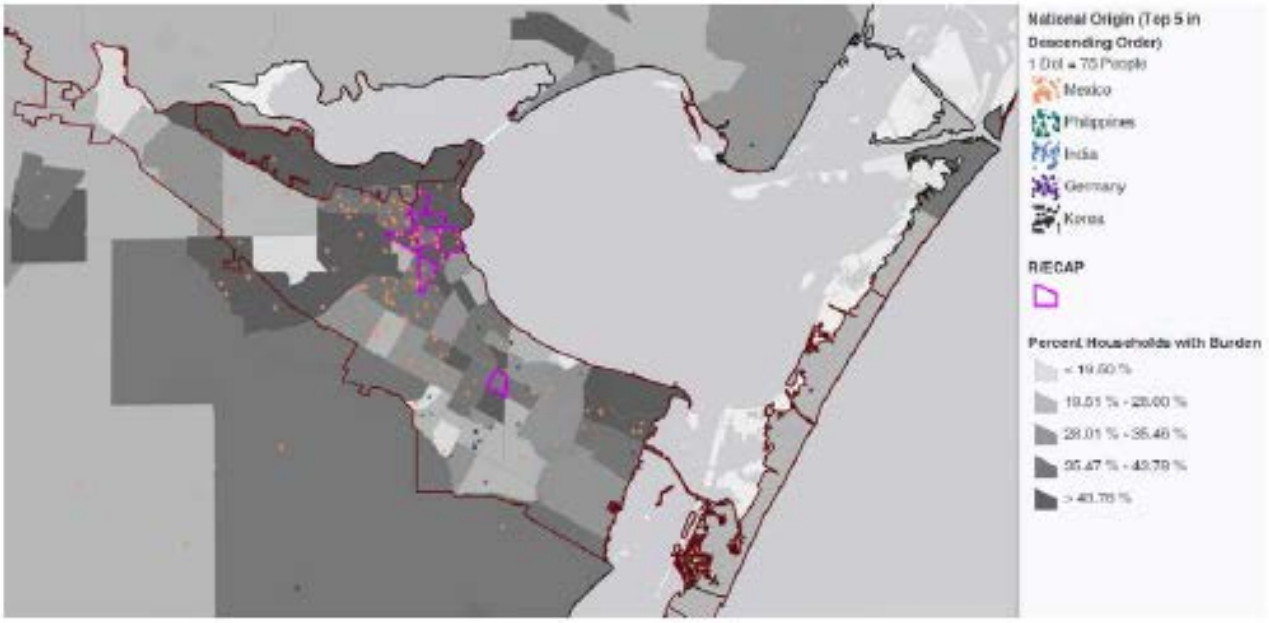

NA-35 Public Housing – 91.205(b)

Introduction

The Corpus Christi Housing Authority's (CCHA) no longer owns public housing units. CCHA completed converting all of its public housing units to Rental Assistance Demonstration (RAD) units by the end of May 2018.

The following tables are HUD-generated and no longer reflect the current CCHA housing stock as a result of the RAD conversion. The following tables are generated from the PIH Information Center based on previous data.

Totals in Use

	Program Type								
	Certificate	Mod-Rehab	Public Housing	Vouchers					
				Total	Project - based	Tenant - based	Special Purpose Voucher		
							Veterans Affairs Supportive Housing	Family Unification Program	Disabled *
# of units vouchers available			1,836	1,273	1,314	1,152	100	0	0
# of accessible units									
*includes Non-Elderly Disabled, Mainstream One-Year, Mainstream Five-year, and Nursing Home Transition									

Table 23 - Public Housing by Program Type

***includes Non-Elderly Disabled, Mainstream One-Year, Mainstream Five-year, and Nursing Home Transition**

Data Source: PIC (PIH Information Center)

Characteristics of Residents

	Program Type							
	Certificate	Mod-Rehab	Public Housing	Vouchers				
				Total	Project -based	Tenant -based	Special Purpose Voucher	
							Veterans Affairs Supportive Housing	Family Unification Program
Average Annual Income	0	0	8,128	11,977	16,560	11,758	0	0
Average length of stay	0	0	4	5	3	5	0	0
Average Household size	0	0	2	2	2	2	0	0

Program Type								
	Certificate	Mod-Rehab	Public Housing	Vouchers				
				Total	Project-based	Tenant-based	Special Purpose Voucher	
							Veterans Affairs Supportive Housing	Family Unification Program
# Homeless at admission	0	0	0	0	0	0	0	0
# of Elderly Program Participants (>62)	0	0	256	232	1	231	0	0
# of Disabled Families	0	0	363	300	0	294	0	0
# of Families requesting accessibility features	0	0	1,690	1,153	1	1,130	0	0
# of HIV/AIDS program participants	0	0	0	0	0	0	0	0
# of DV victims	0	0	0	0	0	0	0	0

Table 24 – Characteristics of Public Housing Residents by Program Type

Data Source: PIC (PIH Information Center)

Race of Residents

Program Type									
Race	Certificate	Mod-Rehab	Public Housing	Vouchers					
				Total	Project-based	Tenant-based	Special Purpose Voucher		
							Veterans Affairs Supportive Housing	Family Unification Program	Disabled *
White	0	0	1,480	964	1	943	0	0	0
Black/African American	0	0	194	168	0	167	0	0	0
Asian	0	0	9	14	0	13	0	0	0
American Indian/Alaska Native	0	0	6	6	0	6	0	0	0

Program Type									
Race	Certificate	Mod-Rehab	Public Housing	Vouchers					
				Total	Project-based	Tenant-based	Special Purpose Voucher		
							Veterans Affairs Supportive Housing	Family Unification Program	Disabled *
Pacific Islander	0	0	1	1	0	1	0	0	0
Other	0	0	0	0	0	0	0	0	0

***includes Non-Elderly Disabled, Mainstream One-Year, Mainstream Five-year, and Nursing Home Transition**

Table 25 – Race of Public Housing Residents by Program Type

Data Source: PIC (PIH Information Center)

Ethnicity of Residents

Program Type									
Ethnicity	Certificate	Mod-Rehab	Public Housing	Vouchers					
				Total	Project-based	Tenant-based	Special Purpose Voucher		
							Veterans Affairs Supportive Housing	Family Unification Program	Disabled *
Hispanic	0	0	1,389	870	1	850	0	0	0
Not Hispanic	0	0	301	283	0	280	0	0	0

***includes Non-Elderly Disabled, Mainstream One-Year, Mainstream Five-year, and Nursing Home Transition**

Table 26 – Ethnicity of Public Housing Residents by Program Type

Data Source: PIC (PIH Information Center)

Section 504 Needs Assessment: Describe the needs of public housing tenants and applicants on the waiting list for accessible units:

As stated earlier, the Corpus Christi Housing Authority's (CCHA) no longer owns public housing units.

According to the current (May 3, 2018) Project Based Voucher (PBV) waiting list information from CCHA, almost 25% (1,136 persons) are disabled. This is out of 4,626 households on the waiting list. For Housing Choice Vouchers (HCVs), there are 960 disabled persons on the waiting list, or over 22% of all households on the waiting list.

The need for accessible units was clearly articulated by residents and other advocates at the stakeholder meetings.

Most immediate needs of residents of Public Housing and Housing Choice voucher holders

According to recent data from CCHA, a total of 4,279 persons were on the Housing Choice Voucher (HCV) waiting list. Over 67% of those on the waiting list are Hispanic, with the majority being female heads of household (80%). Over 22% on waiting list had a disability.

The Project Based Voucher (PBV) wait list included 4,626 persons. Over 67% of those on the waiting list are Hispanic, with the majority being female heads of household (75%). Almost 25% on waiting list had a disability.

One of the most prominent needs identified during the stakeholder meetings was the difficulty HCV holders had in finding an affordable, decent unit. The Corpus Christi Housing Authority (CCHA) provided tenant-based vouchers for relocation and mobility counseling to residents who were displaced as a result of the demolition of the DN Leathers development, some residents believed that the assistance was not adequate. Not enough Housing Choice Vouchers are accepted by landlords, and voucher holders have 60 days to find a unit, with another 30 days often provided. The need for more vouchers in opportunity areas was clearly expressed.

According to stakeholders at the Consolidated Plan meetings, many do not believe that everyone in Corpus Christi can live where they want. The construction of a new Harbor Bridge that spans the Corpus Christi shipping channel into the City and the Hillcrest and Washington-Coles neighborhoods exposed the difficulty in area residents' ability to relocate to other areas of the City. Even with property owners who wanted to move and an agreement by state and local officials to pay both fair-market value for their properties and other relocation costs, residents have found it difficult to find decent, affordable replacement housing.

In addition, stakeholders noted that residents using housing choice vouchers are frequently turned down for rentals because landlords do not accept vouchers as a form of payment. When

D.N. Leathers was demolished, to make way for the new bridge, residents were given tenant-based vouchers. Stakeholders discussed that residents experienced difficulty finding apartments that would accept vouchers in other parts of the City, especially on the south side. Stakeholders noted that parents who were displaced when D.N. Leathers was demolished are having to withdraw their children from their current school because they cannot find a place to live nearby.

How do these needs compare to the housing needs of the population at large

The population at large includes households that share the needs of CCHA residents and voucher holders because the resources available to CCHA are insufficient to meet local need. Until a unit or voucher becomes available, the large number of households on CCHA's waiting list continue to subsist on extremely low incomes in housing conditions that are likely unaffordable, inadequate, or both. As stated earlier, there are too few homeowners willing to participate in the voucher program, which severely limits the ability of low-income households to find decent, affordable units.

NA-40 Homeless Needs Assessment – 91.205(c)

Introduction:

The Continuum of Care's 2018 Point-in-Time (PIT) survey is the most recent survey data available. The PIT provides only a "snapshot" of the City's homeless population and subpopulations, however, it is the best data available on the housing and supportive service needs of these populations. The City's Continuum of Care (CoC) for homeless persons is coordinated through the Homeless Issues Partnership, Inc. (HIP), a regional coalition of agencies, individuals, and businesses addressing and resolving issues related to homelessness in the Coastal Bend through actions, resources, and education.

On January 26, 2018, a total of 424 homeless adults and children were counted in Corpus Christi, Texas: (385 adults, and 33 children in households). The number of homeless persons reflects a 30% decrease from 2017.

Population	Estimate the # of persons experiencing homelessness on a given night		Estimate the # experiencing homelessness each year	Estimate the # becoming homeless each year	Estimate the # exiting homelessness each year	Estimate the # of days persons experience homelessness
	Sheltered	**Unsheltered**				
Persons in Households with Adult(s) and Child(ren)	321	103	563	542	532	**281**
Persons in Households with Only Children	56	0	0	0	0	**0**
Persons in Households with Only Adults	262	99	0	0	0	**0**
Chronically Homeless Individuals	0	3	0	0	0	**0**
Chronically Homeless Families	0	0	0	0	0	**0**
Veterans	3	11	0	0	0	**0**
Unaccompanied Child	1	3	0	0	0	**0**
Persons with HIV	0	1	0	0	0	**0**
Severely Mentally Ill	10	30	0	0	0	**0**
Chronic Substance Abuse	3	17	0	0	0	**0**

Victims of Domestic Violence	28	6	**0**	**0**	**0**	**0**

If data is not available for the categories "number of persons becoming and exiting homelessness each year," and "number of days that persons experience homelessness," describe these categories for each homeless population type (including chronically homeless individuals and families, families with children, veterans and their families, and unaccompanied youth):

According to HMIS data from the Texas Homeless Network (THN), there were 532 persons in Emergency Shelter, Supportive Housing, Transitional Housing, and PH-RRH who exited homelessness in 2017. This represented a 62.78% successful exit from homelessness.

No data was available for the categories of each homeless population type.

Nature and Extent of Homelessness: (Optional)

The following table and chart from THN provides an overview on the nature and extent of homeless, both sheltered and unsheltered, combined.

All Households	
Households with at Least one Adult and One Child	
Household and Person Breakdown	
Total Number of Households	18
Total Number of Persons	56
Number of Children (Under 18)	32
Number of Young Adults (18-24)	4
Number of Adults (25+)	20
Gender	
Female	34
Male	21
Transgender	0
Gender Non-conforming	0
Ethnicity	
Non-Hispanic/Non-Latino	19
Hispanic/Latino	36
Race	
White	34
Black or African-American	5
Asian	0
American Indian or Alaska Native	1
Native Hawaiian or Other Pacific Islander	0
Multiple	1
Chronically Homeless	
Total Number of Households	0
Total Number of Persons	0

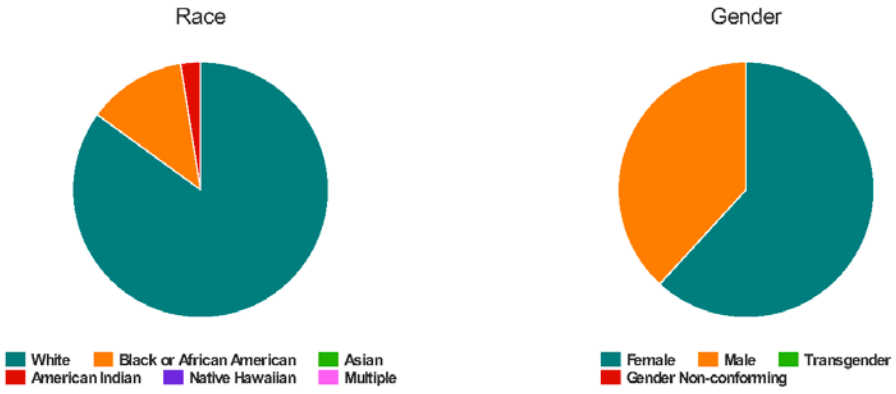

Estimate the number and type of families in need of housing assistance for families with children and the families of veterans.

Veteran Households

Veteran Households with at Least One Adult and One Child

Household and Person Breakdown

Total Number of Households	1
Total Number of Persons	2
Total Number of Veterans	1

Gender

Female	1
Male	0
Transgender	0
Gender Non-conforming	0

Ethnicity

Non-Hispanic/Non-Latino	1
Hispanic/Latino	0

Race

White	1
Black or African-American	0
Asian	0
American Indian or Alaska Native	0
Native Hawaiian or Other Pacific Islander	0
Multiple	0

Chronically Homeless

Total Number of Households	0
Total Number of Persons	0

Race

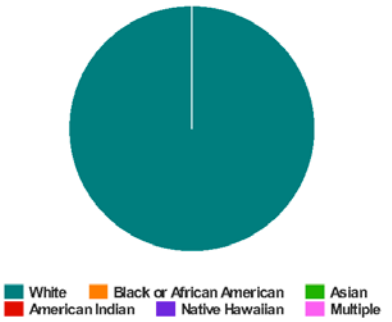

Gender

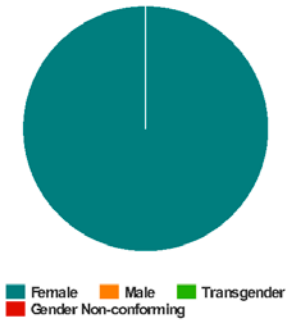

According to the 2018 Point-in-time survey, there were 18 households with at least one adult and one child, with a total of 56 persons. The majority were white females. According to the survey, 14 respondents were veterans and all male, but the survey did not specify whether the veterans were with families or not.

Veteran Households without Children

Household and Person Breakdown

Total Number of Households	12
Total Number of Persons	14
Total Number of Veterans	12

Gender

Female	0
Male	10
Transgender	0
Gender Non-conforming	0

Ethnicity

Non-Hispanic/Non-Latino	5
Hispanic/Latino	4

Race

White	10
Black or African-American	1
Asian	0
American Indian or Alaska Native	0
Native Hawaiian or Other Pacific Islander	0
Multiple	0

Chronically Homeless

Total Number of Households	4
Total Number of Persons	4

Race

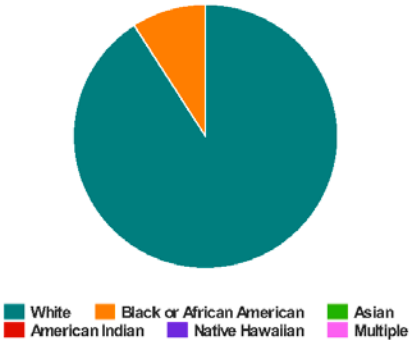

Gender

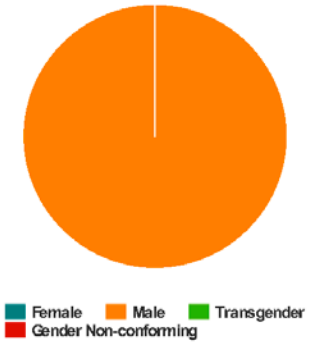

Describe the Nature and Extent of Homelessness by Racial and Ethnic Group.

As shown in the first table, for all households with at least one adult and one child the majority of homeless persons by ethnic group were Hispanic; while the largest category by race were White. The largest racial group after White was African-American with 5 homeless persons included in the count. While this number is relatively low, the African-American population in Corpus Christi is relatively small, compared to Whites and ethnic Hispanics. Homeless individuals and families living in Corpus Christi have a variety of shelters and services available to them. These facilities provide shelter, case management, substance abuse services, meals, and access to medical care.

Describe the Nature and Extent of Unsheltered and Sheltered Homelessness.

According to the 2018 Point-in-time survey, 321 surveyed persons were sheltered, while 103 were unsheltered. Serious mental illness was identified by 40 respondents to the survey (both sheltered and unsheltered combined), with 20 identifying as having a substance abuse disorder and 34 identifying as survivors of domestic abuse.

NA-45 Non-Homeless Special Needs Assessment - 91.205 (b,d)

Introduction:

Persons with special needs include the elderly and frail elderly, persons with developmental and physical disabilities, persons suffering from drug and alcohol addiction, and persons living with HIV/AIDS. Generally, individuals who have special needs are typically extremely low income and face tremendous challenges finding housing that they can afford. Individuals with special needs also require supportive services in addition to housing that they can afford. Public and private sources have much smaller funds available for these purposes, making it difficult for non-profit organizations to develop and operate housing and supportive service programs.

Describe the characteristics of special needs populations in your community:

Elderly

Elderly persons are more likely to live on fixed, very low incomes and/or require special supportive service to complete their daily routines. This means elderly residents especially need affordable housing options and easy access to service providers.

According to CHAS data, 25% of City households contain at least one person age 62 or over. Over 40% of these households are low-moderate income, earning 80% or less of the area's median family income. In addition, the Census reported that 31% of persons 65 years and over had at least one disability in 2016, 25% of whom experienced an independent living difficulty.

Persons with Mental, Physical, and/or Other Developmental Disabilities

Severe mental illness includes the diagnoses of psychoses and the major affective disorders such as bipolar and major depression. The condition must be chronic, meaning it has existed for at least one year, to meet the HUD definition for a disability.

Not all persons with disabilities require supportive housing; however, those that cannot live with supportive family or are in need of help in basic life activities do require supportive housing and/or services. Physically disabled individuals usually require modifications to their living space including the removal of physical barriers. Generally, accommodations are made to adapt the unit for use by wheelchair bound persons. There is no data on accessibility features of private rental units in the City of Corpus Christi.

According to 2016 American Community Survey data:

- Among the civilian non-institutionalized population, 13.4% reported a disability
- The likelihood of having a disability varied by age - from 4.2% of people under 18 years old, to 11.5% of people 18 to 64 years old, and to 41% of those 65 and over.

The data shows a higher level of disability for persons 65 and over than for all other age groups.

Persons with Alcohol or other Drug Addictions

There is no data available on the number of persons in the City of Corpus Christi with alcohol or other drug addictions.

Persons with HIV/AIDS and their families

According to the Texas Department of State Health Services, in the City of Corpus Christi there were 13 AIDS cases and 29 HIV cases reported in 2016.

Victims of Domestic Violence, Dating Violence, Sexual Assault and Stalking

There is no data available on the number of City residents who are victims of dating violence, sexual assault and stalking. See the data on Purple Doors in NA-10 for domestic violence information and data.

What are the housing and supportive service needs of these populations and how are these needs determined?

The non-homeless special needs populations in the City of Corpus Christi have a wide range of service needs, including transitional housing, supportive housing, counseling, case management, transportation to health care facilities and employment and more. Because there is no reliable source of data that enumerates these subpopulations, data and information used to determine priority supportive housing and supportive service needs of the non-homeless special needs populations in the City were derived from interviews and focus group sessions conducted with organizations that serve special needs populations.

Discuss the size and characteristics of the population with HIV/AIDS and their families within the Eligible Metropolitan Statistical Area:

The Texas Department of State Health Services reports annually on the incidence of reported cases of HIV and AIDS. In 2016, the latest full year for which data were available, the department reported that there were 642 persons in Nueces County living with HIV/AIDS. The only data available for Corpus Christi indicated there were 13 AIDS cases and 29 HIV cases reported in 2016. No other data was available.

NA-50 Non-Housing Community Development Needs – 91.215 (f)

Describe the jurisdiction's need for Public Facilities:

Through CDBG funds, the City of Corpus Christi can fund the construction, rehabilitation, or installation of public facilities. Eligible public facilities include community centers and facilities for special needs populations (such as senior centers, homeless shelters, or centers for disabled persons).

Public Facility needs include:

- Community centers or Emergency Operation Center

How were these needs determined?

The City facilitated a series of stakeholder interviews, public meetings, online surveys, and requested feedback on needs across the community.

Describe the jurisdiction's need for Public Improvements:

Through CDBG funds, the City can also fund the construction, rehabilitation, or installation of public improvements. Public improvements include, but are not limited to, street and sidewalk improvements, water and sewer installation, and maintenance and ADA compliance construction and rehabilitation. The City of Corpus Christi needs transportation infrastructure, including street and sidewalk improvements, as well to address mobility and access management. Connectivity for safe routes to school and bicycle mobility network is also important.

Public Improvement needs include:

- Public Infrastructure Improvements: accessibility improvements (sidewalks, curbs), street improvements

How were these needs determined?

The City facilitated a series of stakeholder interviews, public meetings, online surveys, and requested feedback on needs across the community.

Describe the jurisdiction's need for Public Services:

Through CDBG funds, Corpus Christi can fund an array of public services. Eligible public services include, but are not limited to, homeless services, education and workforce development programs, homebuyer counseling, elderly care and programs, and child care and health services.

Public Service needs include:

- Code enforcement
- Senior services
- Broadband connectivity
- Homeless services

How were these needs determined?

The City facilitated a series of stakeholder interviews, public meetings, online surveys, and requested feedback on needs across the community.

Housing Market Analysis

MA-05 Overview

Housing Market Analysis Overview:

According to the 2009-2013 CHAS data, the housing stock in Corpus Christi is mostly single-family (68%) and owner-occupied (56%). According to 2016 ACS data, median housing values for the City ($118,900) were higher than those in Nueces County ($116,600), but lower than the state ($142,700). For gross rent, the highest 2016 median rent was in Corpus Christi ($920), followed by Nueces County ($912) and Texas ($911).

This analysis identifies the need to preserve existing affordable housing opportunities while advancing efforts to create a diverse supply of additional affordable units. The City's housing strategies will be especially informed by the increasing mismatch between incomes and housing costs, the shortage of affordable housing, and the specific accommodations necessary to ensure that special needs populations have adequate affordable housing options with appropriate supportive services where needed.

MA-10 Number of Housing Units – 91.210(a)&(b)(2)

Introduction

The housing stock in Corpus Christi is mostly single-family (68%) and owner-occupied (68%). The majority of multi-family units are located in medium-sized structures (5 to 19 units). Given the number of households that are cost burdened, as described in the Needs Assessment, and the length of the Housing Authority's waiting lists, it is clear that the number of affordable units in the City is insufficient to meet the level of demand. With 17% (2013 ACS) of the City's population living in poverty, the need for more affordable housing, both owner- and renter-occupied, is strong throughout the community.

All residential properties by number of units

Property Type	Number	%
1-unit detached structure	82,926	66%
1-unit, attached structure	2,578	2%
2-4 units	11,487	9%
5-19 units	16,629	13%
20 or more units	8,647	7%
Mobile Home, boat, RV, van, etc	3,253	3%
Total	***125,520***	***100%***

Table 27 – Residential Properties by Unit Number

Data Source: 2009-2013 ACS

Unit Size by Tenure

	Owners		Renters	
	Number	%	Number	%
No bedroom	232	0%	2,146	5%
1 bedroom	969	2%	12,893	27%
2 bedrooms	9,989	16%	18,237	38%
3 or more bedrooms	52,832	83%	14,443	30%
Total	***64,022***	***100%***	***47,719***	***100%***

Table 28 – Unit Size by Tenure

Data Source: 2009-2013 ACS

Describe the number and targeting (income level/type of family served) of units assisted with federal, state, and local programs.

The City is committed to allocating funds that serve the needs of the lowest-income and most disadvantaged residents. Households with incomes less than 80% of the area median income, particularly those with extremely low incomes (less than 30% of area median income), are priorities.

Provide an assessment of units expected to be lost from the affordable housing inventory for any reason, such as expiration of Section 8 contracts.

According to Policy Map's database on expiring project-based rental assistance (PBRA), which includes project-based Section 8, Section 202, Section 811, RAP, LIHTC, and HOME, there are 2,246 actively subsidized units in the City at-risk for conversion to market-rate units within the next ten years. In the absence of intervention to preserve the affordability of these units, conversion would occur as the rental assistance or affordability periods expire and these units would be lost from the affordable housing inventory. The following is a table of units expected to be lost from the inventory based on the Policy Map database.

Property Name	Subsidy End Date	Total Units
Arrowsmith Apts	2025	70
Buena Vida Apts	2026	100
Castle Manor Apts	2027	62
Corban Townhomes	2026	128
Gulfway Manor Apts	2022	151
Hampton Port Apts	2022	110
Holly Park Apts	2019	172
Lulac Village Park	2021	152
Navigation Pointe	2022	124
Riversquare Apts	2020	204
Sea Breeze Senior Apts	2022	200
Villas at Costa Tarragona I	2022	250
Villas at Costa Tarragona Ii	2027	96
Hampton Port	2021	100
Castle Manor Apts.	2026	61
Lantana Square Apts	2026	44
Arrowsmith Apts.	2024	70
Lulac Village Park	2019	152

Does the availability of housing units meet the needs of the population?

No. Like most of the nation, the City is currently experiencing a significant shortage of affordable and available rental units for extremely low-income households. According to 2009-2013 CHAS data, there are approximately 13,700 households in the City who earn under 30% AMI, only 3,595 (26%) of which are not cost burdened. Affordability is a major barrier for many residents in the City, both renters and homeowners.

CCHA has a waiting list of about 4,626 persons for its project-based units and a waiting list of around 4,279 persons for its Housing Choice Voucher program. This clearly indicates an unmet need for affordable housing within the general population.

Describe the need for specific types of housing:

There is a need for safe, sanitary, accessible, and affordable housing throughout the City. Specifically, there is a strong need for housing affordable to households earning less than 80% of the median income.

MA-15 Housing Market Analysis: Cost of Housing - 91.210(a)

Introduction

Housing costs in Corpus Christi have increased considerably since 2000, while median incomes decreased in the same time period. The HUD-provided table below indicates the number of affordable units available to households with various income levels. The 13,048 rental units identified as costing $500 or less account for 27% of the rental inventory. This supply of units does not come close to accommodating the renter households earning less than 30% of the HUD-adjusted Median Family Income (HAMFI).

A recent (May 2018) housing brief by the South Texas Economic Development Center of Texas A&M University found that despite strong wage growth in recent years, household incomes in Corpus Christi have failed to keep pace with rising home values.

In addition, the study found that between 2011 and 2017, the value of a typical home in the metro area appreciated more than 35 percent (from $137,500 to $186,500), while the income level of a typical household gained 20 percent (from $43,470 to $51,577). Corpus Christi's median home price exceeded $209,000 by the end of 2017.

The Real Estate Center Home Affordability Index (THAI) tracks the ability of the typical household (earning the median income) to buy a house at the median home price. A lower THAI means relatively fewer households can afford a typical home, and thus the market has become less affordable. According to the NAHB-Wells Fargo Housing Opportunity Index, the share of affordable homes in the metro area dropped from a peak of 78% in 2010 to 65% in 2017.

Also, the Corpus Christi Association of Realtor's recent summary of the local real estate market stated that the availability of homes priced under $200,000 has decreased by 2.9% since 2016.

Cost of Housing

	Base Year: 2000	Most Recent Year: 2013	% Change
Median Home Value	70,500	113,300	61%
Median Contract Rent	472	674	43%

Table 29 – Cost of Housing

Data Source: 2000 Census (Base Year), 2009-2013 ACS (Most Recent Year)

	Base Year: 2000	Most Recent Year: 2013	% Change
Median Home Value	$70,500 *($96,177 in 2013 dollars)*	$113,300	**+61%** ***(18% adjusted)***
Median Contract Rent	**$472** ***($644 in 2013 dollars)***	**$674**	**+43%** ***(5% adjusted)***

Rent Paid	Number	%
Less than $500	13,048	27.4%
$500-999	28,249	59.2%
$1,000-1,499	4,994	10.5%
$1,500-1,999	1,050	2.2%
$2,000 or more	378	0.8%
Total	***47,719***	***100.0%***

Table 30 - Rent Paid

Data Source: 2009-2013 ACS

Housing Affordability

The National Low-Income Housing Coalition provides annual information on the Fair Market Rent (FMR) and affordability of rental housing in counties and select cities in the U.S. In Corpus Christi's HMFA, the FMR for a two-bedroom apartment was $991 in 2017. In order to afford this level of rent and utilities without paying more than 30% of income on housing, a household must earn $3,303 monthly or $39,640 annually. Assuming a 40-hour work week, 52 weeks per year, this level of income translates into a Housing Wage of $19.06.

In Corpus Christi, a minimum-wage worker earns an hourly wage of $7.25. In order to afford the FMR for a two-bedroom apartment, a minimum-wage earner must work 105 hours per week, 52 weeks per year. The NLIHC also estimates that the average renter hourly wage in 2017 was $15.69. Even at this wage, a renter would only be able to afford a unit at $816.

Below is the number of affordable units available to households with various income levels.

% Units affordable to Households earning	Renter	Owner
30% HAMFI	2,800	No Data
50% HAMFI	7,400	6,400
80% HAMFI	24,935	16,609
100% HAMFI	No Data	22,314
Total	***35,135***	***45,323***

Table 31 – Housing Affordability

Data Source: 2009-2013 CHAS

The following map, generated from the HUD CPD Maps system, shows the areas of the city with the percent of renter units affordable to households up to 30% of HAMFI, reflecting the data in the table on the previous page. There are only two areas of the city, census tracts 15 and 11, near the downtown, where affordable units could be found.

The following map, generated from the HUD CPD Maps system, shows the areas of the city with the percent of renter units affordable to households up to 30% of HAMFI, reflecting the data in the table on the previous page. There are only two areas of the city, census tracts 15 and 11, near the downtown, where affordable units could be found.

% Renter Units Affordable to 30% HAMFI - CP and Continuum of Care Planning Tool

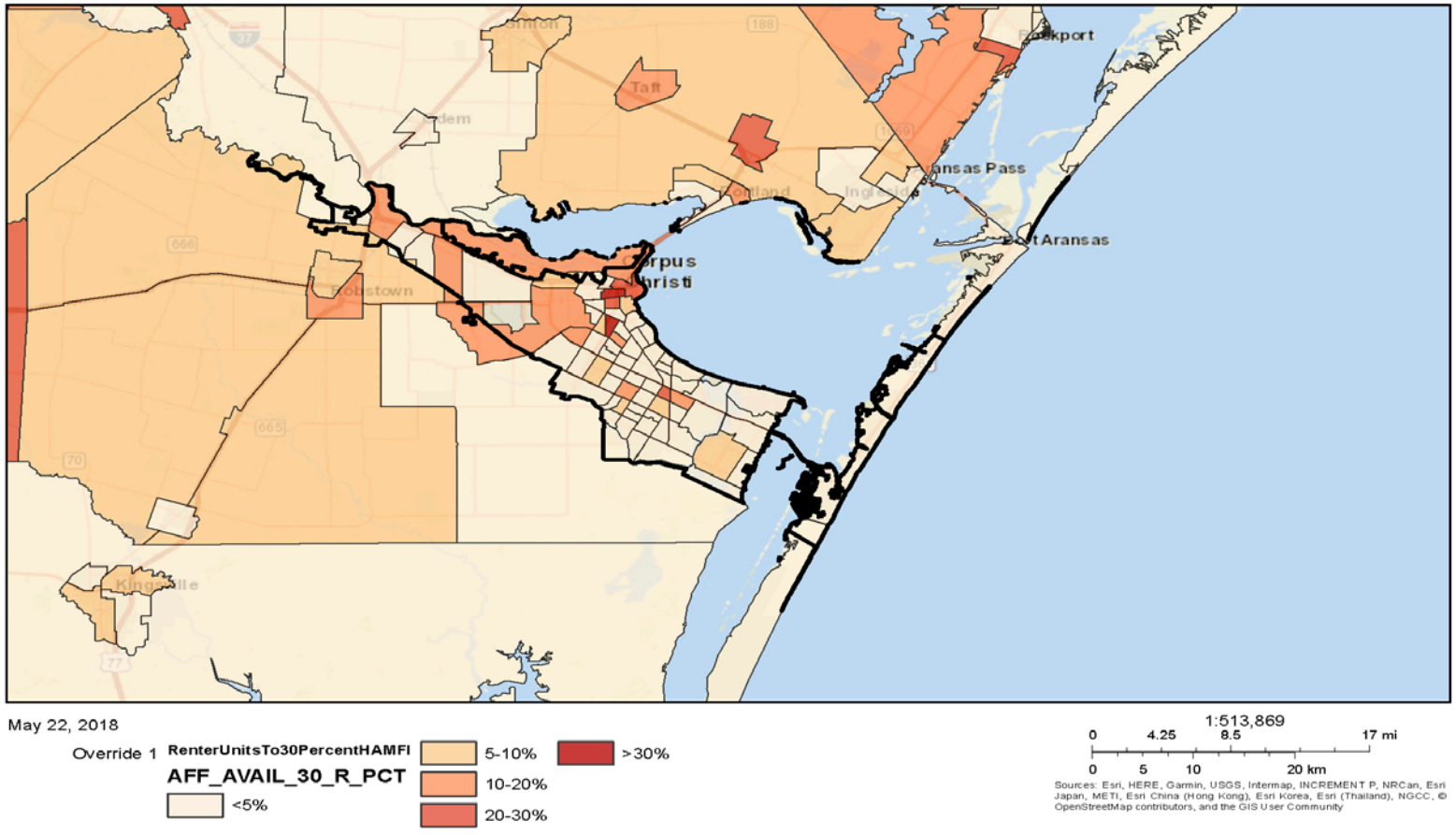

Monthly Rent

Monthly Rent ($)	Efficiency (no bedroom)	1 Bedroom	2 Bedroom	3 Bedroom	4 Bedroom
Fair Market Rent	759	790	991	1,315	1,511
High HOME Rent	693	743	893	1,024	1,123
Low HOME Rent	543	582	698	807	901

Table 32 – Monthly Rent

Data Source: HUD FMR and HOME Rents

Is there sufficient housing for households at all income levels?

No. According to CHAS data, 32% of households in the City are cost burdened. Similarly, severe cost burden is defined as spending over 50% of household income on housing. In Corpus Christi, over 14% of households are severely cost burdened.

How is affordability of housing likely to change considering changes to home values and/or rents?

Between 2000 and 2013 the median home value and median contract rent in Corpus Christi increased by 18% and 5%, respectively, after adjusting for inflation. Over the same period, the median household income has decreased in terms of real dollars by 4.4%. This means that housing has become less affordable overall during the past ten years. If these trends continue, then housing affordability will become an even higher barrier for more City residents.

The housing brief by the South Texas Economic Development Center of Texas A&M University stated that expected increases in overall employment through 2022, when the current wave of construction activity is expected to subside, will likely further elevate housing demand. Moreover, the amount of housing stock has been substantially reduced by Hurricane Harvey, which severely damaged or destroyed more than 4,500 homes in the metro area. If the housing supply fails to satisfy the anticipated increases in housing needs, upward pressures on local home prices will likely intensify.

How do HOME rents / Fair Market Rent compare to Area Median Rent? How might this impact your strategy to produce or preserve affordable housing?

The City's median contract rent ($674) is lower than the HOME fair market rent ($790) for 1-bedroom apartments and larger. This compares to an area median rent of $749 for a 1 bedroom apartment. This means that a household receiving a tenant-based rental subsidy should be able to afford most homes within Corpus Christi. However, this does not mean that the supply of median priced homes is sufficient to satisfy everyone receiving a subsidy. In fact, interviewees described situations in which residents have a difficult time securing affordable housing for a number of reasons, including a lack of available affordable units. A local housing advocate

indicated that the FMR for a three-bedroom apartment was $1,350 in 2017. Following Hurricane Harvey the FMR jumped to $1,500 for a three-bedroom unit, highlighting the lack of affordability. The hurricane had damaged older, affordable units, resulting in a post-hurricane occupancy rate of 98%.

As detailed above, housing costs in the City are increasing at faster rates than incomes. As housing construction and rehabilitation costs rise, it will be increasingly difficult to produce much needed affordable housing at an optimal rate.

MA-20 Housing Market Analysis: Condition of Housing – 91.210(a)

Introduction

The following data provides an overview on the condition of housing in Corpus Christi, particularly as it relates to housing that is or is in the process of becoming unsafe or obsolete. Compared to the nation overall, the City's housing stock is newer, with the majority of the housing stock built between 1950 and 1979. Although both owner and rental units may require rehabilitation from normal wear and tear, the need is slightly greater for renter-occupied units. This does not reflect on the affordability or availability of housing, however, especially given the City's rapid population growth. In addition, Hurricane Harvey damaged a significant number of older, affordable housing units.

Definitions

Standard Condition: No major structural defects; adequate plumbing and kitchen facilities; appearance which does not create a blighting influence; and the house meets additional, more stringent, local standards and building codes, including lead-based paint clearance.

Substandard Condition but Suitable for Rehabilitation: The nature of the substandard condition makes rehabilitation both financially and structurally feasible.

Housing Conditions: Condition of units is assessed using the same criteria as in the Needs Assessment. This includes: 1) lacks complete plumbing facilities, 2) lacks complete kitchen facilities, 3) more than one person per room, 4) cost burden (amount of income allocated to housing) is greater than 30%, and 5) complies with applicable building code standards.

Condition of Units

Condition of Units	Owner-Occupied		Renter-Occupied	
	Number	%	Number	%
With one selected Condition	15,256	24%	21,200	44%
With two selected Conditions	579	1%	2,034	4%
With three selected Conditions	36	0%	138	0%
With four selected Conditions	11	0%	26	0%
No selected Conditions	48,140	75%	24,321	51%
Total	***64,022***	***100%***	***47,719***	***100%***

Table 33 - Condition of Units

Data Source: 2009-2013 ACS

Year Unit Built

Year Unit Built	Owner-Occupied		Renter-Occupied	
	Number	%	Number	%
2000 or later	9,109	14%	5,886	12%
1980-1999	18,389	29%	13,507	28%

Year Unit Built	Owner-Occupied		Renter-Occupied	
	Number	%	Number	%
1950-1979	29,992	47%	24,248	51%
Before 1950	6,532	10%	4,078	9%
Total	***64,022***	***100%***	***47,719***	***100%***

Table 34 – Year Unit Built

Data Source: 2009-2013 CHAS

Risk of Lead-Based Paint Hazard

Risk of Lead-Based Paint Hazard	Owner-Occupied		Renter-Occupied	
	Number	%	Number	%
Total Number of Units Built Before 1980	36,524	57%	28,326	59%
Housing Units build before 1980 with children present	9,255	14%	5,175	11%

Table 35 – Risk of Lead-Based Paint

Data Source: 2009-2013 ACS (Total Units) 2009-2013 CHAS (Units with Children present)

Vacant Units (Note: No data is available for the following table)

	Suitable for Rehabilitation	Not Suitable for Rehabilitation	Total
Vacant Units			
Abandoned Vacant Units			
REO Properties			
Abandoned REO Properties			

Table 36 - Vacant Units

Need for Owner and Rental Rehabilitation

Older housing typically requires more continual maintenance. In the absence of routine maintenance, older housing can quickly become substandard. A common age threshold used to signal a potential deficiency is around 50 years or more. The age of the housing stock in Corpus Christi is slightly newer than the U.S. overall. Over 19.3% of the nation's overall housing stock was built before 1950; for Corpus Christi, 19% of units were built before 1950.

The need for owner-occupied and renter-occupied rehabilitation was frequently mentioned in stakeholder meetings. Many of the areas in the northern and western areas of the City, representing many of the R/ECAP areas identified in the Analysis of Impediments to Fair Housing (AI), contain numerous low-quality, dilapidated properties. Due to the rise in housing costs, many families are doubling-up in small units, creating safety hazards.

Estimated Number of Housing Units Occupied by Low or Moderate Income Families with LBP Hazards

Lead based paint was banned from residential uses in 1978. All houses constructed before 1978 are therefore considered at risk for containing lead-based paint.

According to 2009-2013 CHAS data, 14,430 low- and moderate-income households (80% HAMFI and below) with at least one child age 6 or younger live in housing units built before 1980.

The following section, Natural Hazard Risks, is now required by HUD to be included in the Consolidated Plan. The Consolidated Planning process serves as the framework for a community-wide dialogue to identify housing and community development priorities that align and focus funding from HUD's formula block grant programs. This rule amends HUD's Consolidated Plan regulations to require that jurisdictions, including Corpus Christi, to consider two additional concepts in their planning efforts: Natural Hazard Risk and Narrowing the Digital Divide. Note: the Narrowing the Digital Divide section is in NA-10: Needs Assessment.

Natural Hazard Risks (91.210(a)(5)

According to the Corpus Christi Office of Emergency Management, a recently completed Nueces County Multi-Jurisdictional Hazard Mitigation Plan (2017), particularly high-risk areas include downtown Corpus Christi and other low-lying areas.

Nueces County and the jurisdictions therein are susceptible to a wide range of natural hazards, including floods, hurricanes and tropical storms, drought, extreme heat, lightning, coastal erosion, hailstorms, tornados, dam and levee failure, land subsidence, expansive soils, and wildfire. These life-threatening hazards can destroy property, disrupt the economy, and lower the overall quality of life for residence. According to the study, the impact of hazards can be lessened in terms of their effect on people and property through effective hazard mitigation action planning and implementation.

A March 21, 2016, newspaper article in the Corpus Christi Caller-Times indicates that Corpus Christi's downtown is located in a 100-year floodplain and the existing Downtown Flood Protection System does not meet current standards for protection from a 100-year event due to the uncertified Salt Flats Levee system. FEMA requires that all components of the levee be certified as "a freeboard deficient reach" which means that it is not vulnerable to a catastrophic failure. The article indicates a report prepared by one of the City's consultants indicates it would cost between $75M and $100M to overhaul the Downtown Flood Protection System to meet a 100-year event.

The following issues were identified during the stakeholder meetings concerning hazards identified during Hurricane Harvey:

- A better emergency operations center is one of the greatest needs;
- Power issues for city buildings was a major problem during the hurricane
- Pumping stations malfunctioned – waste water problems and flooding resulted

- Greenwood Treatment Plant issues – unintended releases of unprocessed waste resulted

As a result of the development of a Hazard Mitigation Plan, a Hazard Mitigation Grant program was recently approved by the governor. Funds will be matched with state CDBG funds. $10 billion in CDBG DR funds to Texas (via Army Corps of Engineers). The General land Office (GLO) will be accepting applications in the fall.

MA-25 Public and Assisted Housing – 91.210(b)

Introduction

The Corpus Christi Housing Authority's (CCHA) no longer owns public housing units. CCHA completed converting all of its public housing units to RAD units by the end of May 2018.

CCHA manages 1,153 vouchers, all but one of which are tenant-based. The agency also owns three apartment complexes built utilizing tax credit financing, with a total of 438 apartment units. These include Corban Townhomes, Seabreeze, and Hampton Port.

CCHA is currently implementing a new in-fill program for affordable housing using funds from the sale of the DN Leather site to purchase 18 lots. Modular rental homes are proposed to be built on the sites, with a mix of 2 and 3-bedroom units planned. Once built, the units will be rented out as either Section 8 or Project-Based Vouchers.

CCHA is currently undertaking additional redevelopment and improvements to its existing housing stock. These include the following:

- Corbon Townhomes: a 128 unit project-based voucher (PBV) project (60% and below). The 400 units surrounding the site are being integrated into the development (307 LA2 units less the 93 units being rehabilitated).

The following tables are HUD-generated and no longer reflect the current CCHA housing stock as a result of the RAD conversion. The following tables are generated from the PIH Information Center based on previous data.

Totals Number of Units

Program Type									
	Certificate	Mod-Rehab	Public Housing	Vouchers					
				Total	Project - based	Tenant - based	Special Purpose Voucher		
							Veterans Affairs Supportive Housing	Family Unification Program	Disabled *
# of units vouchers available			1,836	1,273	1,314	1,152	100	0	0
# of accessible units									
***includes Non-Elderly Disabled, Mainstream One-Year, Mainstream Five-year, and Nursing Home Transition**									

Table 37 – Total Number of Units by Program Type

Data Source: PIC (PIH Information Center)

Describe the supply of public housing developments:

The Corpus Christi Housing Authority's (CCHA) no longer owns public housing units.

Describe the number and physical condition of public housing units in the jurisdiction, including those that are participating in an approved Public Housing Agency Plan:

The Corpus Christi Housing Authority's (CCHA) no longer owns public housing units. Therefore, no public housing condition data is available.

Public Housing Condition

Not applicable.

Public Housing Development	Average Inspection Score

Table 38 - Public Housing Condition

Describe the restoration and revitalization needs of public housing units in the jurisdiction:

CCHA has completed the full transition from public housing units to RAD units.

Describe the public housing agency's strategy for improving the living environment of low- and moderate-income families residing in public housing:

CCHA has completed the full transition from public housing units to RAD units.

MA-30 Homeless Facilities and Services – 91.210(c)

Introduction

The following data was compiled from the Housing Issues Partnership, Inc. (HIP) from the Texas Homeless Network's (THN) Housing Inventory County (HIC) report for 2018.

Facilities and Housing Targeted to Homeless Households

	Emergency Shelter Beds		Transitional Housing Beds	Permanent Supportive Housing Beds	
	Year Round Beds (Current & New)	Voucher / Seasonal / Overflow Beds	Current & New	Current & New	Under Development
Households with Adult(s) and Child(ren)	144	0	45	73	0
Households with Only Adults	66	80	77	132	0
Chronically Homeless Households	21	0	0	0	0
Veterans	10	0	0	118	0
Unaccompanied Youth	0	0	0	0	0

Table 39 - Facilities and Housing Targeted to Homeless Households

Describe mainstream services, such as health, mental health, and employment services to the extent those services are used to complement services targeted to homeless persons

Corpus Christi has a wide range of service providers that offer mainstream services to the homeless, in addition to other persons in the community. These facilities and programs address housing and service needs of homeless individuals and families by offering beds and a variety of much needed services. Contained within this group of programs are emergency shelters, transitional and permanent housing, drug treatment programs, services for victims of domestic violence, mental health treatment, healthcare, and numerous associated services that attempt to address the continuum of needs of homeless persons.

In addition, a Resource Fair is held in the fall to provide both sheltered and unsheltered individuals and families with social service information and appointments are generally are setup for these services. City leaders are invited to participate. The City and the Homeless Issues Partnership, Inc. (HIP) have also continued with the development and issuance of "Resource Cards" to all homeless persons which has a directory of service providers and services offered in the community. Corpus Christi Police Department, along with non-profit and public organizations, also utilizes the resource cards with service and emergency information for the homeless on the streets.

Recently, a Coordinated Entry System (CES) program began to provide a central point to determine the housing and social service needs of homeless persons. The Salvation Army has taken the lead in the effort to CES is designed to account for the diversity of needs of people experiencing homelessness, urgently responds to these needs with permanent housing solutions, and successfully incorporates the housing, healthcare, and employment systems.

See the list in response to the next question.

List and describe services and facilities that meet the needs of homeless persons, particularly chronically homeless individuals and families, families with children, veterans and their families, and unaccompanied youth. If the services and facilities are listed on screen SP-40 Institutional Delivery Structure or screen MA-35 Special Needs Facilities and Services, describe how these facilities and services specifically address the needs of these populations.

The following is a summary of the targeted and main-stream services available to homeless persons in the Corpus Christi area:

- South Texas Homeless Health Care for Veterans - Healthcare for Homeless Veterans
- Coastal Bend Alcohol and Drug Rehab Center (Charlie's Place) - HCHV Sunrise Recovery House

The following is a list of facilities available to homeless persons in the Corpus Christi area:

Emergency/Transitional/Permanent Supportive Housing:

- Ark Assessment Center - Emergency Shelter
- Corpus Christi Hope House - Emergency Shelter
- Corpus Christi Metro Ministry - Rainbow House & Rustic House - Emergency Shelter and Transitional Housing
- First Presbyterian Church of Robstown - Emergency Shelter
- Good Samaritan Rescue Mission - Emergency Shelter and Permanent Housing
- Home Sweet Home - Emergency Shelter and Transitional Housing
- Mission 911 Rescue Shelter - Emergency Shelter and Transitional Housing
- New Life Fellowship Victory Home - Emergency Shelter
- Search for Truth - Emergency Shelter
- The Salvation Army - Emergency Shelter, HCHV Project Bridge for Singles, Project Bridge for Families
- Timon's Ministry - Emergency Shelter
- Women's Shelter of South Texas - Housing for Victims of Domestic Violence
- Family Endeavors – Shelter and Social Services
- Catholic Charities
- Metro Ministries

Current efforts are focused on homeless prevention and rapid rehousing, in addition to permanent housing. Corpus Christi recently began participation in the Coordinated Entry System (CES) program in April 2018.

MA-35 Special Needs Facilities and Services – 91.210(d)

Introduction

The special needs population includes individuals having mobility impairments, disabilities, or that require supportive services. Typically, this population has severe or persistent mental illness, development and/or physical disabilities. Several organizations provide facilities and services for special needs populations in Corpus Christi.

Including the elderly, frail elderly, persons with disabilities (mental, physical, developmental), persons with alcohol or other drug addictions, persons with HIV/AIDS and their families, public housing residents and any other categories the jurisdiction may specify, and describe their supportive housing needs

Supportive housing is defined as living units that provide a planned services component with access to a wide range of services needed for the resident to achieve personal goals. Various populations with special needs require supportive housing. For some individuals, supportive housing is needed because they are unable to undertake the activities of daily living without assistance. The specific needs of local special needs subpopulations are described in NA-45, Non-Homeless Special Needs Assessment.

Meetings stakeholders from several social service agencies highlighted many of the same issues facing those with special needs:

- It's difficult to find decent, affordable housing
- Multiple issues often exist: drug addiction, mental health problems, etc.
- Transportation is a problem – lack of density limits walkability
- Finding ADA accessible housing units

Describe programs for ensuring that persons returning from mental and physical health institutions receive appropriate supportive housing

Corpus Christi's coordinated entry system for homeless services is designed to ensure that all individuals within the homeless system, including those leaving institutional care, are directed to suitable housing options.

Still, stakeholders indicated that currently discharge planning is limited adherence to discharge planning protocol is not occurring. Drop-offs of patients discharged from hospitals to shelter-has occurred, exacerbating the homeless problem.

Specify the activities that the jurisdiction plans to undertake during the next year to address the housing and supportive services needs identified in accordance with 91.215(e) with respect to persons who are not homeless but have other special needs. Link to one-year goals. 91.315(e)

In FY 2018, the City will continue funding housing rehabilitation and emergency repair programs that work with the elderly, among other populations, in an attempt to maintain their home so they can continue to reside there. As a homeowner ages he/she is often unable to continue to provide the maintenance needed to keep the home habitable. The City's programs work with those homeowners to address pressing issues that arise, such as roof leaks or plumbing failures, and also more extensive rehabilitation needed to bring a home completely up to current building code. The City will also be funding public facility improvements at the City's senior centers where the elderly go for a variety of activities that help prolong their independence.

For entitlement/consortia grantees: Specify the activities that the jurisdiction plans to undertake during the next year to address the housing and supportive services needs identified in accordance with 91.215(e) with respect to persons who are not homeless but have other special needs. Link to one-year goals. (91.220(2))

See response to prior question.

MA-40 Barriers to Affordable Housing – 91.210(e)

Negative Effects of Public Policies on Affordable Housing and Residential Investment

In late 2017, the City of Corpus Christi completed its Assessment of Fair Housing (AFH). The City planned to submit the approved AFH to HUD on January 2, 2018.

On January 5, 2018 HUD published a notice in the Federal Register that extended the AFH submission deadline for all Consolidated Plan grantees until after October 30, 2020. As a result, the City was unable to submit its locally-approved AFH to HUD for review.

On May 23, 2018 HUD published a follow-up notice in the Federal Register withdrawing the January 5, 2018 notice that extended the AFH submission deadline for all Consolidated Plan grantees. On the same date HUD also published a notice in the Federal Register that withdrew the Local Government Assessment Tool which the City had utilized to prepare its AFH. HUD also reiterated the responsibility of all grantees that had not submitted their AFH that they must continue to comply with existing legal obligations to affirmatively further fair housing, including the preparation of an Analysis of Impediments to Fair Housing Choice (AI).

The City of Corpus Christi has determined that it will use its locally-approved AFH document as its AI update because of the vast amount of resources expended to prepare the AFH document. These resources included funding, extensive community outreach, the time and effort expended to develop the data analysis and all other sections of the AFH.

The following issues were identified as public policy contributing factors:

- Lack of local private fair housing outreach and enforcement
- Lack of local public fair housing enforcement
- Lack of resources for fair housing agencies and organizations
- Lack of state or local fair housing laws
- Unresolved violations of fair housing or civil rights law

As part of its Consolidated Planning process, the City has identified strategies to address the identified barriers to affordable housing. See SP-55, Barriers to Affordable Housing.

MA-45 Non-Housing Community Development Assets – 91.215 (f)

Introduction

In determining priorities for the allocation of federal funds, the City has recognized the need to foster a competitive local economy that expands economic opportunities for current and future residents. This section describes the local workforce, the nature of current employment, and activities that coordinate economic development activities across local and regional agencies.

The following HUD-generated tables contain data pertinent to economic development in the City of Corpus Christi. Discussion and analysis of the data follow Table 45.

Economic Development Market Analysis

Business Activity

Business by Sector	Number of Workers	Number of Jobs	Share of Workers %	Share of Jobs %	Jobs less workers %
Agriculture, Mining, Oil & Gas Extraction	5,100	5,191	5	4	0
Arts, Entertainment, Accommodations	15,868	18,454	14	16	1
Construction	10,395	9,774	9	8	-1
Education and Health Care Services	21,931	24,886	20	21	1
Finance, Insurance, and Real Estate	6,452	7,033	6	6	0
Information	1,473	1,562	1	1	0
Manufacturing	6,801	6,182	6	5	-1
Other Services	4,140	4,396	4	4	0
Professional, Scientific, Management Services	5,962	6,313	5	5	0
Public Administration	0	0	0	0	0
Retail Trade	14,941	15,597	14	13	0
Transportation and Warehousing	4,529	4,755	4	4	0
Wholesale Trade	4,864	5,078	4	4	0
Total	102,456	109,221	--	--	--

Table 40 - Business Activity

Data Source: 2009-2013 ACS (Workers), 2013 Longitudinal Employer-Household Dynamics (Jobs)

Labor Force

Total Population in the Civilian Labor Force	152,150
Civilian Employed Population 16 years and over	139,944
Unemployment Rate	8.02
Unemployment Rate for Ages 16-24	20.23
Unemployment Rate for Ages 25-65	5.15

Table 41 - Labor Force

Data Source: 2009-2013 ACS

Occupations by Sector	Number of People
Management, business and financial	25,641
Farming, fisheries and forestry occupations	5,432
Service	17,076
Sales and office	35,525
Construction, extraction, maintenance and repair	17,741
Production, transportation and material moving	9,195

Table 42 – Occupations by Sector

Data Source: 2009-2013 ACS

Travel Time

Travel Time	Number	Percentage
< 30 Minutes	111,708	83%
30-59 Minutes	18,386	14%
60 or More Minutes	4,992	4%
Total	***135,086***	***100%***

Table 43 - Travel Time

Data Source: 2009-2013 ACS

Education:

Educational Attainment by Employment Status (Population 16 and Older)

Educational Attainment	In Labor Force		
	Civilian Employed	Unemployed	Not in Labor Force
Less than high school graduate	14,719	2,086	9,676
High school graduate (includes equivalency)	29,790	2,453	11,753
Some college or Associate's degree	41,827	2,639	10,919
Bachelor's degree or higher	27,115	1,059	4,399

Table 44 - Educational Attainment by Employment Status

Data Source: 2009-2013 ACS

Educational Attainment by Age

	Age				
	18–24 yrs	25–34 yrs	35–44 yrs	45–65 yrs	65+ yrs
Less than 9th grade	555	1,500	1,907	6,121	7,507
9th to 12th grade, no diploma	4,774	5,065	4,072	7,816	4,008
High school graduate, GED, or alternative	10,142	12,628	9,916	21,531	9,295
Some college, no degree	13,358	13,503	10,435	19,310	7,066
Associate's degree	1,239	3,478	3,096	6,020	1,563
Bachelor's degree	2,287	6,085	5,164	10,315	3,944
Graduate or professional degree	57	1,900	3,432	6,623	3,423

Table 45 - Educational Attainment by Age

Data Source: 2009-2013 ACS

Educational Attainment – Median Earnings in the Past 12 Months

Educational Attainment	Median Earnings in the Past 12 Months
Less than high school graduate	17,345
High school graduate (includes equivalency)	25,897
Some college or Associate's degree	31,915
Bachelor's degree	47,039
Graduate or professional degree	56,151

Table 46 – Median Earnings in the Past 12 Months

Data Source: 2009-2013 ACS

Based on the Business Activity table above, what are the major employment sectors within your jurisdiction?

Based on the Business Activity table, the major employment sectors are Education and Health Care Services (20% of workers are employed in this industry), Arts, Entertainment and Accommodations (14% of workers are employed in this industry), and Retail Trade (14% of workers are employed in this industry). These sectors are represented by the large health-care related businesses and both the Texas A&M and Del Mar Community College campuses within the City limits.

While the City has 102,456 workers, it provides 109,221 jobs. This means roughly 13% of employed City residents commute from elsewhere to Corpus Christi for jobs.

According to a 2017 report on the Corpus Christi region by the National League of Cities and LinkedIn, Powering the Economy, the top three largest employers include the United States Department of Defense, the State of Texas, and CHRISTUS Health. Corpus Christi has a strong Energy and Mining sector and new projects are driving growth in the related Construction industry, which has the highest percentage growth in headcount in the last year on LinkedIn. Workers involved in these projects, such as Transportation Specialists and Heavy Equipment

Supervisors, should have ample job opportunities. At the same time, the city is gaining workers with specialized skills such as Subsea/Offshore Engineering and Product Management from other small cities in the South and mid-sized cities in the Midwest.

Describe the workforce and infrastructure needs of the business community:

The United Corpus Christi Chamber of Commerce Education and Workforce Committee develops and maintains an inventory of resources from the business sector that provide a connection to education and a ready workforce.

Recently, the City of Corpus Christi Education and Workforce Committee adopted a Corpus Christi Education Strategic Plan, a data-driven collaboration between education and business to grow economic prosperity through increased educational attainment. The three priorities selected to assist education and workforce leaders included the following:

Priority 1 – Improve awareness and preparation for postsecondary education and careers throughout the P-16 system.

Priority 2 – Use data to drive decisions and create a compelling call to action.

Priority 3 – Enhance collaboration and partnerships among education, business, industry, and community organizations to align student skills with workforce needs.

Subcommittees have been working on strategies, such as the development of an education website, increasing internships/apprenticeships, and creating education pathways to high-demand local careers. An education data report has also been completed that provides baseline data for the city's school districts, postsecondary education institutions, and workforce.

Describe any major changes that may have an economic impact, such as planned local or regional public or private sector investments or initiatives that have affected or may affect job and business growth opportunities during the planning period. Describe any needs for workforce development, business support or infrastructure these changes may create.

As part of the extensive stakeholder and community outreach effort, members of organizations integrally involved in economic development in Corpus Christi provided an overview on major changes that may have an economic impact on both Corpus Christi and the region. These are described in the following paragraphs:

The economy of both Corpus Christi and the region is heavily influenced by the oil market. Here is an overview on the market and labor demands:

- Pre-2010: the economy was relatively stable. The economic generators included the port to ship crude oil, the oil refineries, and processing plants.

- 2011: the economy began to change due to fracking. The plants generated $200-$300 million annually.
- 2012: the plants generated over $1 billion.
- The industry will soon generate over $50 billion, in part because of the cracker plant (gas to liquid) that is being developed for $10 billion. In addition, the affordability of transporting shale/gas via rail to the port has helped the industry.

Currently, 55% of the outbound crude for the entire country comes out of Corpus Christi, which is the-3rd largest in the country in terms of tonnage. The industry is generating 3,000 to-5,000 jobs annually which is causing housing demand and affordability issues to rise. It is estimated that 5,000 more workers are needed for these industries, but that a skills gap exists for those with specialized skills for the gas/pipeline industry and steel production.

In addition, the Port of Corpus Christi has plans for Harbor Island in Port Aransas. Port officials are planning for 250 acres of land on Harbor Island for developing a facility capable of fully loading very large crude carriers (VLCC). The port is already in the midst of work to deepen and widen the Corpus Christi Ship Channel, a massive $327 million undertaking being done in conjunction with the U.S. Army Corps of Engineers.

How do the skills and education of the current workforce correspond to employment opportunities in the jurisdiction?

Stakeholder stated that employers are looking for a supply chain to fill open jobs, but that too few people are “work-ready” and able to qualify for open positions.

To respond to the gap in qualified workers the Craft Training Center of the Coastal Bend continues to provide courses in welding, pipefitting, and other industry skills. They were recently awarded $1.6 million to expand their programs.

In a recent Workforce Issues from Business Surveys, conducted by the Mayor’s Education Council (April 2018), found that the main reasons for the difficulty in finding applicants included the lack of relevant work experience, lack of technical or occupational skills, and a low number of applicants. Labor costs and availability were identified as the most significant problem facing their company.

Describe any current workforce training initiatives, including those supported by Workforce Investment Boards, community colleges and other organizations. Describe how these efforts will support the jurisdiction's Consolidated Plan.

Workforce Solutions of the Coastal Bend serves as the Workforce Investment Board for the region. They operate nine Career Centers focused on investing in “regional economic success” through access to jobs, training, and employer services. This done by collaborating with industry,

education, economic development and labor to develop a comprehensive regional workforce strategic plan; develop a trainable and available workforce and provide workforce-relevant educational training opportunities for youth. Through the Texas Workforce Commission, the organization tracks occupational/industry shifts and update employment information.

In addition, both of the major educational institutions in Corpus Christi, Del Mar College and Texas A&M, are involved in workforce development at one level or another.

Del Mar College is a partner in providing trained persons and tailored courses and are actively working to fill gaps for local employers. Also, discussion are underway about developing a Southside campus focused on both academic and STEM courses.

Extensive economic development research by Texas A&M has helped to guide the development of appropriate workforce development programs. A recent study found that in the city of Corpus Christi, only 30% of high-school students are College Ready Graduates in both English for Liberal Arts (ELA) and Math. Relatively more students are rated as College Ready in ELA than in Math.

Other resources are available in the region for workforce training. The Craft Training Center of the Coastal Bend provides courses in welding, pipefitting, and other industry skills. They were recently awarded $1.6 million to expand their programs.

Does your jurisdiction participate in a Comprehensive Economic Development Strategy (CEDS)?

Although the City recently completed an Economic Development Strategy, the City is not a participant in developing a Comprehensive Economic Development Strategy (CEDS).

If so, what economic development initiatives are you undertaking that may be coordinated with the Consolidated Plan? If not, describe other local/regional plans or initiatives that impact economic growth.

The City does not anticipate using CDBG, HOME or ESG funds to directly fund economic development activities. However, as mentioned above, improving access to employment opportunities will help low- and moderate-income residents become more financially self-sufficient and secure affordable housing.

The City does assist in economic development efforts through quality of life improvements, including park improvements, sidewalk and stormwater infrastructure improvements (engineering projects in FY 2018); gap financing programs to assist with homeownership which results in stabilized neighborhoods; and ESG and HOME funding that assists several area agencies to assist area residents.

MA-50 Needs and Market Analysis Discussion

Are there areas where households with multiple housing problems are concentrated? (include a definition of "concentration")

The U.S. Department of Housing and Urban Development (HUD) defines a racially or ethnically concentrated area of poverty (R/ECAP) as an area that has a majority Non-White population and a poverty rate that is either above 40 percent or three times the regional average. The HUD Map , provided on the following page, shows the location of the seven census tracts that are R/ECAPs in the City of Corpus Christi, which are the only R/ECAPs in the Corpus Christi region (Nueces and San Patricio counties). These are tracts 5, 9, 10, 11, 12, and 15 (located in the center of the city north of Horne Road and east of Airport Road) and tract 33.05 (located around Glen Arbor Park between Holly Road, Padre Island Drive, Staples Street, and Airline Road).

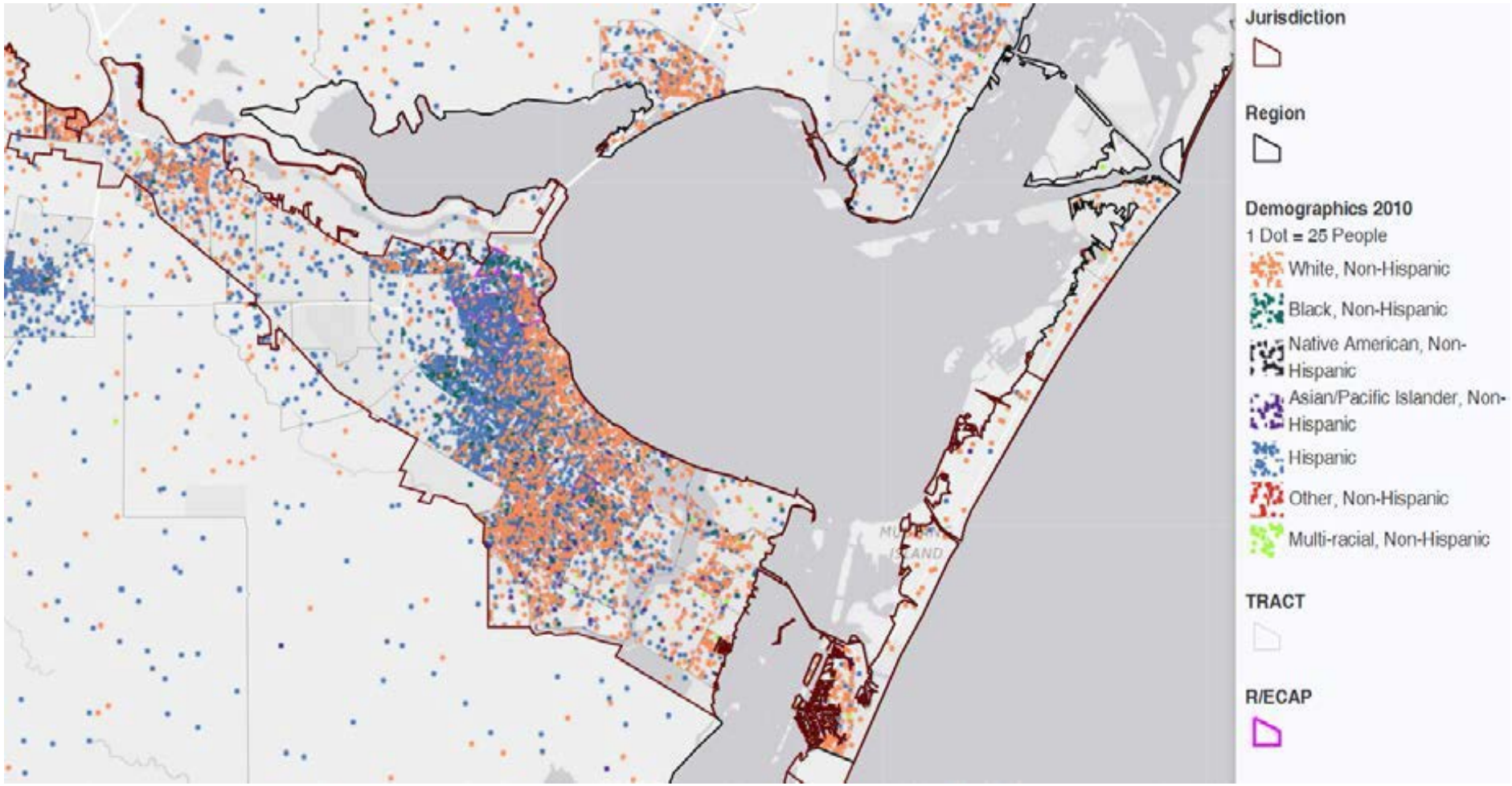
Jurisdiction
Region
Demographics 2010
1 Dot = 25 People
White, Non-Hispanic
Black, Non-Hispanic
Native American, Non-Hispanic
Asian/Pacific Islander, Non-Hispanic
Hispanic
Other, Non-Hispanic
Multi-racial, Non-Hispanic
TRACT
R/ECAP

The disproportionate housing needs section of the City's recently (December 2017) Assessment of Fair Housing (AFH) identified several geographic areas of Corpus Christi where housing problems, such as cost burden, overcrowding, or substandard housing, are concentrated. These areas are the north-central, the west-central, and northeast areas of the city. The north-central area includes several neighborhoods designated as Racially or Ethnically Concentrated Areas of Poverty (R/ECAPs).

Are there any areas in the jurisdiction where racial or ethnic minorities or low-income families are concentrated? (include a definition of "concentration")

R/ECAPS are areas of a city that has a majority Non-White population and poverty rate that is either above 40 percent or three times the regional average. The January 2017 AFFH maps from HUD indicate that seven areas of Corpus Christi are defined as R/ECAPs. R/ECAPs in Corpus Christi have a much higher proportion of Hispanic residents (80 percent) than in the City of Corpus Christi and the Corpus Christi region (Nueces and San Patricio counties). The R/ECAPs also have a higher percentage of Black residents than in the jurisdiction and region.

The highest concentrations of homeowners are in the west-central, central, and southeast areas of the city. The west-central and central areas are relatively segregated and include mostly Hispanic residents, while the southeast part of the city is relatively integrated, including Non-Hispanic White, Hispanic, and Black residents.

The areas with the highest concentration of renters (the lowest percentage of homeowners) are the north-central area and the northeast corner of the city, both of which are relatively segregated. The north-central area, which includes several neighborhoods designated as racially or ethnically concentrated areas of poverty (R/ECAPs) on HUD maps, has mostly Hispanic residents, while the northeast corner of the city has mostly Non-Hispanic White residents.

According to the AFH data, as shown in HUD Map 6.1 on the following page, the areas with the highest concentration of housing burden in Corpus Christi are the north-central, west-central, and northeast areas of the city. the north-central area includes several neighborhoods designated as racially or ethnically concentrated areas of poverty (R/ECAPs) due to their high concentrations of Hispanic and Black residents and the fact that at least 40 percent of residents are below the federal poverty line. According to HUD Map 6.2 (next page), this includes many residents from Mexico.

The west-central area, around Corpus Christi International Airport, has a high concentration of Hispanic residents. HUD Map 6.2 shows that this area has some residents from Mexico, but not as many as the north-central area.

The northeast area has a relatively diverse mix of Hispanic and Non-Hispanic White residents. HUD Map 6.2 (second map on the following page) shows that this area includes some residents from Mexico as well as other residents.

The northeast area has a relatively diverse mix of Hispanic and Non-Hispanic White residents. HUD Map 6.2 shows that this area includes some residents from Mexico as well as other residents.

Please find both maps on the following page.

HUD Map 6.1 Housing Burden and Race/Ethnicity

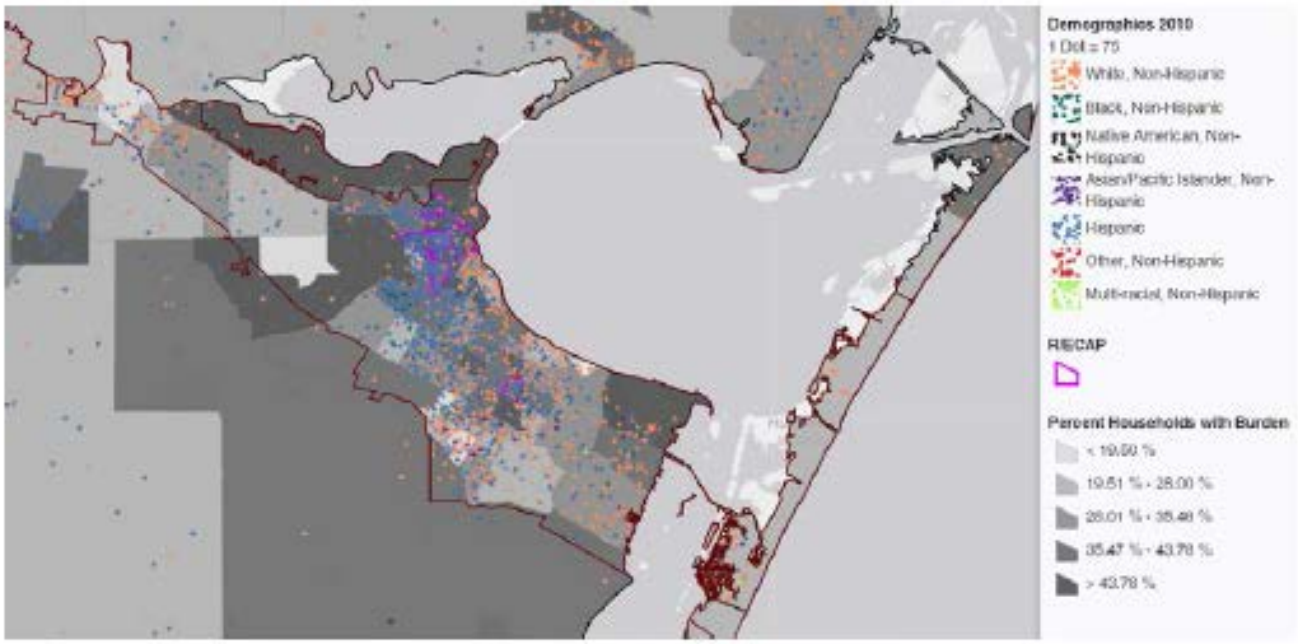

HUD Map 6.2 Housing Burden and National Origin

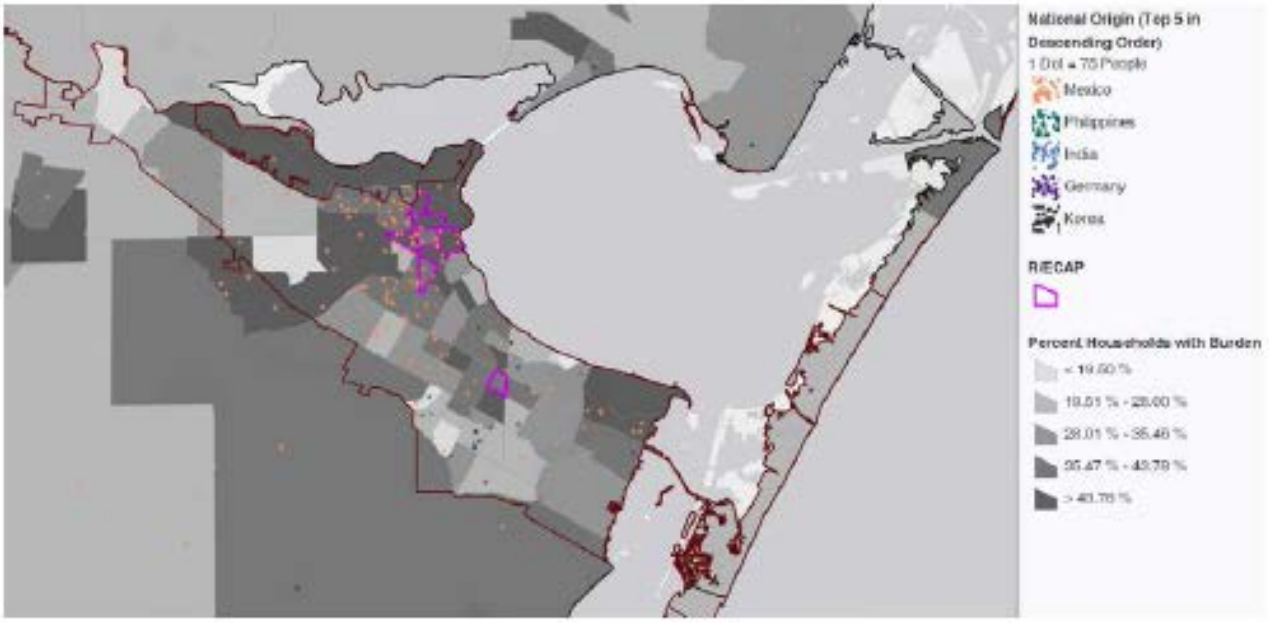

What are the characteristics of the market in these areas/neighborhoods?

The northern and western areas of the City tend to have high exposure to poverty, less access to proficient schools, lower labor market engagement, and less access to environmentally healthy neighborhoods.

Are there any community assets in these areas/neighborhoods?

These areas do have community assets, including community and senior centers, parks, and other public facilities. The international airport is located within a CDBG area benefit census tract, as are some petroleum refineries and other large employers. Much of the public housing/RAD units operated by the Housing Authority of Corpus Christi are also located within these neighborhoods.

Are there other strategic opportunities in any of these areas?

Strategic opportunities in these areas include vacant land that could be used for infill affordable housing and proximity to job opportunities in the industrial corridor along Nueces Bay and the downtown area.

Strategic Plan

SP-05 Overview

Strategic Plan Overview

The purpose of the Strategic Plan is to guide the use of CDBG, HOME, and ESG funds in Corpus Christi over the next five years. The highest priorities include the following:

- Affordable Housing Initiative:
    - Housing Rehabilitation
    - Homebuyer Program
    - Emergency Housing Repair Program

- Demolition
- Public Infrastructure Improvements: accessibility improvements (sidewalks, curbs), street improvements
- Support homeless efforts
- Public services: code enforcement and senior services; broadband connectivity
- Public Facility Improvements: community centers or Emergency Operation Center

Geographic Priorities

The City will focus the majority of funds in the defined LMI areas.

Influence of Market Conditions

An inadequate supply of affordable housing, in addition to the high cost of housing in the City - for low-income persons (paying more than 30% of household income for housing), is the major housing problem in the area.

Anticipated Resources

The City anticipates receiving $2,687,817 in CDBG entitlement funding, $1,188,809 in HOME funds, and $216,522 in ESG funds in FY 2018.

Institutional Delivery Structure

The City relies on a network of public sector, private sector, and non-profit organizations to implement the Strategic Plan, particularly to address homelessness and special needs.

Goals

See SP-45.

Public Housing

The City will continue to support the efforts of the housing authority to supply affordable housing to area residents.

Barriers to Affordable Housing

In late 2017, the City of Corpus Christi completed its Assessment of Fair Housing (AFH). The City will continue to use the recommendations from the AFH as a tool for policy decisions.

Homelessness Strategy

The City works closely with the Homeless Issues Partnership, Inc. (HIP) to address housing and services for homeless individuals and families, including veterans, those with special needs, the disabled, HIV/AIDS, and victims of domestic violence in Corpus Christi.

Lead-based Paint Hazards

According to 2009-2013 CHAS data, 14,430 low- and moderate-income households (80% HAMFI and below) with at least one child age 6 or younger live in housing units built before 1980. Many of these units may contain lead-based paint.

Anti-Poverty Strategy

The City's efforts to address poverty are based on partnerships with other organizations that are involved in working to address the underlying causes of poverty. The City will continue to leverage its existing CDBG, HOME, and ESG allocations with other resources, including local, state, and federal, in addition to private funds, to address the issue of poverty.

SP-10 Geographic Priorities – 91.215 (a)(1)

Geographic Area

1	**Area Name:**	CDBG Low/Mod Tracts
Area Type:	CDFI area	
Other Target Area Description:		
HUD Approval Date:		
% of Low/ Mod:	80	
Revital Type:	Other	
Other Revital Description:	CDBG Eligible Areas	
Identify the neighborhood boundaries for this target area.	The boundaries of this geographic area coincide with the boundaries of the census tracts which have been identified through examination of 2010 U.S. Census data as having median incomes below 80 percent of the area median income. These tracts are located primarily in the northern parts of the city and include tracts 3, 4, 5, 7, 8, 9, 10, 11, 12, 13, 15, 16.01, 16.02, 17, and 50.	
Include specific housing and commercial characteristics of this target area.	The housing in these census tracts are among the oldest housing stock in the city and among the poorest condition. Commercial and industrial interests include petroleum refining facilities, portions of downtown Corpus Christi, port facilities, and small retail strips scattered throughout the area. The area also includes the site of the international airport.	
How did your consultation and citizen participation process help you to identify this neighborhood as a target area?	This area was selected as a target area in compliance with CDBG regulations.	
Identify the needs in this target area.	The needs of this target area following the general needs described in the needs assessment. The target area is home to the poorest households in Corpus Christi, living in mostly older housing stock. Many of the community's homeless and service providers are located within the target area. Housing rental assistance, housing rehabilitation, housing demolition, code enforcement, facility improvements, street and sidewalk improvements, and social services are all needed within the area. Residents need educational opportunities, employment opportunities, mortgage loan assistance, emergency housing options, and a wide variety of services to help them combat poverty and improvement their living conditions.	

What are the opportunities for improvement in this target area?	Code enforcement activities are funded through the CDBG program and are focused on residential neighborhoods in the target area and these activities provide cases that eventually end up in the demolition program. Elimination of older, dilapidated housing stock makes room for new housing construction in those areas where there are no environmental concerns.

Table 47 - Geographic Priority Areas

General Allocation Priorities

Geographic targeting within Corpus Christi for the use of Community Development Block Grant funds follows federal regulations allowing use of funds for area benefit in census tracts with 51 percent or more of the population earns below 80 percent of the median income.

SP-25 Priority Needs - 91.215(a)(2)

Priority Needs

The table below shows priority needs for Corpus Christi. Priority needs were included based on the results of public input, especially the community needs assessment survey results. Additional needs were identified through stakeholder interviews and consultation with City agencies.

Needs were given a priority level of high or low based on whether the need could be addressed with federal funding and the degree to which other resources might be available to address the need. The City intends to use CDBG, HOME, and ESG resources to address high priorities, and expects other funding sources or community stakeholders to address other community needs.

Priority Need Name	Priority Level	Population	Goals Addressing
Increase Affordable Housing	High	Extremely Low Low Moderate Large Families Families with Children Elderly Public Housing Residents Chronic Homelessness Individuals Families with Children Veterans	Affordable Housing
Public Facility Improvements	High	Extremely Low Low Moderate Large Families Families with Children Elderly	Public Facility Improvements
Public Infrastructure Improvements	High	Extremely Low Low Moderate Large Families Families with Children Elderly	Public Infrastructure Improvements
Blight Removal	High	Extremely Low Low Moderate	a) Clearance of vacant properties b) Code Enforcement

Address Homelessness	High	Chronic Homelessness Individuals Homeless Families with Children Mentally Ill Chronic Substance Abuse Veterans Homeless Persons with HIV/AIDS Victims of Domestic Violence Unaccompanied Youth	Homeless Services and Housing
Public Services	High	Extremely Low Low Moderate	Public Services
Administration and Planning	High	Low Moderate Large Families Families with Children Public Housing Residents Chronic Homelessness Individuals Mentally Ill Chronic Substance Abuse Veterans Persons with HIV/AIDS Victims of Domestic Violence	Administration and Planning

Table 48 – Priority Needs Summary

Narrative (Optional)

The City conducted an online survey through SurveyMonkey of residents that was posted on the City's website from May 2, 2018 to June 11, 2018. In addition, hard copies of the survey were made available to residents and other stakeholders who were unable to access the online survey. The survey response was strong, with over 316 responses.

The results of the survey were used by City staff to allocate priorities among the various facility, infrastructure, service, and economic development needs listed above. Use of Community Development Block Grant (CDBG) funds is limited to those activities deemed to have "High" priorities.

SP-30 Influence of Market Conditions – 91.215 (b)

Influence of Market Conditions

Affordable Housing Type	Market Characteristics that will influence the use of funds available for housing type
Tenant Based Rental Assistance (TBRA)	As shown in the Needs Assessment and Market Assessment, there is a need for rental housing assistance throughout the City. Between 2000 and 2013, the median contract rent in Corpus Christi increased -5% (inflation adjusted dollars), while real median income decreased 4.4%, resulting in more expensive housing costs and an increase in cost-burdened households. According to CHAS data, 32% of City households are cost burdened. The Corpus Christi housing market clearly does not provide a sufficient amount of affordable housing to meet the needs of all the households that require it. In addition, the use of tenant-based rental assistance is dependent on rental property owners' willingness to rent their units to TBRA clients. High rents discourage clients from finding a unit, even if the landlord was willing.
TBRA for Non-Homeless Special Needs	In Corpus Christi in 2016, approximately 13.4% of the general public had some type of disability. According to the US Census, 22% of people with a disability in the City live below the poverty level, compared to 15.8% of people without disabilities. When faced with other daily costs – essential services such as health care and medication costs, transportation, and even basic nutrition – many persons with special needs in the City depend on rental assistance to afford decent, accessible housing.
New Unit Production	There is a substantial need for affordable housing in Corpus Christi. The rate of production of new market-rate units has recently picked up, but production of new affordable units will not keep pace without City assistance. One limitation identified by stakeholder is the difficulty in finding developers who can develop new, affordable housing at a scale needed to address the affordable housing gap. Market demand in other larger areas, including Austin and Houston, have drawn developers away from Corpus Christi.
Rehabilitation	Rehabilitation activities can be influenced by the cost of materials and labor. In Corpus Christi, these costs are relative low in comparison to other areas of the country. The efficiency of rehabilitation is dependent on the post-rehabilitation value of the home. If the market value of the home does not support the extent of rehabilitation required, it's not worth the effort to repair the home.
Acquisition, including preservation	Acquisition, including preservation, can be influenced by the market value of the structure. With home purchases by private individuals, the historically low interest rates off-set increases in the market value of the housing stock. Monthly housing costs of higher priced homes at lower interest rates approximate the monthly housing costs of lower priced homes at higher interest rates. In the case of a City agency or non-profit organization buying housing stock for rehabilitation and resale or for preservation, the costs of purchasing a home outright at higher prices can reduce the number of homes that can be purchased or reduce the funds available for rehabilitation activities.

Table 49 – Influence of Market Conditions

SP-35 Anticipated Resources - 91.215(a)(4), 91.220(c)(1,2)

Introduction

The City of Corpus Christi receives funding from three federal grant programs, the Community Development Block Grant (CDBG) Program, the HOME Investment Partnerships (HOME) Program, and the Emergency Solutions Grant (ESG) Program. These three grant programs combined will bring $4,093,148 into the city in FY 2018 to support affordable housing, homeless, and community development programs and projects. An additional $450,000 from CDBG Program Income and $340,779 in HOME Program Income, in addition to prior year resources for CDBG of $343,000 and HOME funds of $400,000, brings the total resources for the 1st year of the Consolidated Plan to $6,001,927.

Anticipated Resources

Program	Source of Funds	Uses of Funds	Expected Amount Available Year 1				Expected Amount Available Remainder of ConPlan $	Narrative Description
			Annual Allocation: $	Program Income: $	Prior Year Resources: $	Total: $		
CDBG	public - federal	Acquisition Admin and Planning Economic Development Housing Public Improvements Public Services	$2,687,817	$450,000	$343,000	$3,480,817	$10,751,268	**The estimated expected amount available for the remainder of the Con Plan is four times the 2018 annual allocation.**
HOME	public - federal	Acquisition Homebuyer assistance Homeowner rehab Multifamily rental new construction Multifamily rental rehab	$1,188,809	$340,779	$400,000	$1,929,588	$4,755,236	**The estimated expected amount available for the remainder of the Con Plan is four times**

		New construction for ownership TBRA						**the 2018 annual allocation.**
ESG	**public - federal**	**Conversion and rehab for transitional housing Financial Assistance Overnight shelter Rapid re-housing (rental assistance) Rental Assistance Services Transitional housing**	**$216,522**	**0**	**0**	**$216,522**	**$866,088**	**The estimated expected amount available for the remainder of the Con Plan is four times the 2018 annual allocation.**

Table 50 - Anticipated Resources

Explain how federal funds will leverage those additional resources (private, state and local funds), including a description of how matching requirements will be satisfied

The Texas Department of Housing and Community Affairs' Low-Income Housing Tax (LIHTC) Credits have been used in the past as match for use of HOME funds. This is anticipated to be the case in FY 2018-2019. In addition, Type A Affordable Housing Funds for down payment assistance of up to $10,000 will also be used as a match.

ESG funding will be matched 100% (less administrative costs) by each subgrantee.

If appropriate, describe publicly owned land or property located within the jurisdiction that may be used to address the needs identified in the plan

The City does not currently own any parcels that would be suitable for housing development or to meet other needs identified in the plan. The City is considering securing vacant, abandoned residential lots from Nueces County who currently manages the lots for future development as infill housing. If land is secured or acquired, the City may consider conveying land to agencies and/or developers/builders for the creation of affordable housing.

SP-40 Institutional Delivery Structure – 91.215(k)

Explain the institutional structure through which the jurisdiction will carry out its consolidated plan including private industry, non-profit organizations, and public institutions.

Responsible Entity	Responsible Entity Type	Role	Geographic Area Served
City of Corpus Christi	Government	Economic Development Non-homeless special needs Ownership Planning Rental neighborhood improvements public facilities public services	Jurisdiction
Housing Authority of Corpus Christi	PHA	Public Housing	Jurisdiction
CATHOLIC CHARITIES OF CORPUS CHRISTI, INC	Non-profit organizations	Homelessness	Jurisdiction
CHARLIE'S PLACE RECOVER CENTER, INC	Non-profit organizations	Homelessness	Jurisdiction
CORPUS CHRISTI HOPE HOUSE, INC.	Non-profit organizations	Homelessness	Jurisdiction
CORPUS CHRISTI METRO MINISTRIES, INC.	Non-profit organizations	Homelessness	Jurisdiction
THE SALVATION ARMY,TX	Non-profit organizations	Homelessness	Jurisdiction
Wesley Community Center	Non-profit organizations	Homelessness	Jurisdiction
NUECES COUNTY COMMUNITY ACTION AGENCY	CHDO	Ownership Rental	Jurisdiction

Table 51 - Institutional Delivery Structure

Assess of Strengths and Gaps in the Institutional Delivery System

Corpus Christi's Housing and Community Development department is the lead agency for carrying out the activities described in this Five-Year Plan. The City will support the activities of other entities as they seek funding to carryout activities identified in this plan. A certification of consistency with the CP will be provided when required for these activities.

The institutional delivery system in Corpus Christi is well coordinated and spans a range of community needs. The City has many years of experience managing and implementing the programs addressed in the Consolidated Plan, as well as working with outside agencies that fill some of the needs as outlined in the Consolidated Plan. Services provided by the Emergency Solutions Grant Program are managed by a group of homeless service providers who work together as a coalition in response to HUD grant requirements as the Homeless Issues Partnership, Inc. (HIP). Though this organization, the group collects facilities and client information and prepares grant proposals in an effort to bring additional resources to Corpus Christi.

Availability of services targeted to homeless persons and persons with HIV and mainstream services

Homelessness Prevention Services	Available in the Community	Targeted to Homeless	Targeted to People with HIV
Homelessness Prevention Services			
Counseling/Advocacy	X	X	X
Legal Assistance	X	X	X
Mortgage Assistance	X	X	
Rental Assistance	X	X	X
Utilities Assistance	X	X	X
Street Outreach Services			
Law Enforcement	X	X	X
Mobile Clinics	X	X	
Other Street Outreach Services	X	X	X
Supportive Services			
Alcohol & Drug Abuse	X	X	X
Child Care	X	X	X
Education	X	X	
Employment and Employment Training	X	X	
Healthcare	X	X	
HIV/AIDS	X	X	X
Life Skills	X	X	X
Mental Health Counseling	X	X	X
Transportation	X	X	X

Other			
Other			

Table 52 - Homeless Prevention Services Summary

Describe how the service delivery system including, but not limited to, the services listed above meet the needs of homeless persons (particularly chronically homeless individuals and families, families with children, veterans and their families, and unaccompanied youth)

The services targeted to homeless persons and persons with HIV/AIDS and mainstream services are made available through the coordination of services provided by the array of non-profit service providers that constitute the Homeless Issues Partnership, Inc. (HIP). These organization partner with each other, the City, and mainstream service providers to provide a wide-ranging response to the service needs of homeless persons and persons with HIV/AIDS, particularly chronically homeless individuals and families, families with children, veterans and their families, and unaccompanied youth.

Describe the strengths and gaps of the service delivery system for special needs population and persons experiencing homelessness, including, but not limited to, the services listed above

HIP, Inc. and the City have a history of coordinating efforts to address existing gaps in the system, comprising its institutional delivery system. The service providers in Corpus Christi work closely together to provide a continuum of services in response to needs identified through surveys of homeless persons and general observations of the providers.

As discussed earlier, current efforts are focused on homeless prevention and rapid rehousing, in addition to permanent housing. Corpus Christi recently began participation in the Coordinated Entry System (CES) program in April 2018. The Salvation Army has taken the lead in the effort to provide a central point to determine the housing and social service needs of homeless persons. CES is designed to account for the diversity of needs of people experiencing homelessness, urgently responds to these needs with permanent housing solutions, and successfully incorporates the housing, healthcare, and employment systems.

Provide a summary of the strategy for overcoming gaps in the institutional structure and service delivery system for carrying out a strategy to address priority needs

The City's strategy for overcoming gaps is to continue to work closely the Homeless Issues Partnership, Inc. (HIP) to address homelessness, as well as other agencies and organizations to address the housing, community development, and social service needs of Corpus Christi. City staff members sit on the board of HIP, Inc. City staff also attend monthly Texas Homeless Network Balance of State teleconference phone calls.

SP-45 Goals Summary – 91.215(a)(4)

Goals Summary Information

Sort Order	Goal Name	Start Year	End Year	Category	Geographic Area	Needs Addressed	Funding	Goal Outcome Indicator
1	Increase Affordable Housing: Substantial Rehabilitation	2018	2022	Affordable Housing	Citywide	Increase Affordable Housing	CDBG: $6,474,805	Homeowner Housing Rehabilitated: 30 Household Housing Unit
2	Increase Affordable Housing: Minor Rehabilitation Program	2018	2022	Affordable Housing	Citywide	Increase Affordable Housing	CDBG: $2,000,000	Homeowner Housing Rehabilitated: 125 Household Housing Unit
3	Increase Affordable Housing: Homebuyer and Builder Program	2018	2022	Affordable Housing	Citywide	Increase Affordable Housing	HOME $ 1,000,000	Homeowner Housing Rehabilitated: 125 Household Housing Unit
4	Increase Affordable Housing: Energy Efficiency Improvements	2018	2022	Affordable Housing	Citywide	Increase Affordable Housing	CDBG: $200,000	Homeowner Housing Rehabilitated: 50 Household Housing

5	Increase Affordable Housing: Homebuyer Assistance	2018	2022	Affordable Housing	Citywide	Increase Affordable Housing	HOME $3,000,000	Homeowner Housing Added: 125 Household Housing Unit Direct Financial Assistance to Homebuyers: 50 Households Assisted
6	Increase Affordable Housing: Tenant Based Rental Assistance	2018	2022	Affordable Housing	Citywide	Increase Affordable Housing	HOME $551,895	Households Assisted: 40
7	Increase Affordable Housing: Infrastructure Improvements to Support Affordable Housing	2018	2022	Affordable Housing	Citywide	Increase Affordable Housing/Public Infrastructure Improvements	CDBG: $ 0.00	Households Assisted:
8	Improve Community Environment	2018	2022	Non-Housing Community Development	CDBG Low/Mod Tracts	Public Services (Code Enforcement Clearance of Vacant Property)	CDBG: $ 500,000	Housing Code Enforcement/For closed Property Care: 1,500 Household Housing Unit

9	Improve Community Environment	2018	2022	Non-Housing Community Development	CDBG Low/Mod Tracts	Blight Removal (Housing Demolition)	CDBG: $ 500,000	Buildings Demolished: 200 Buildings
10	Improve Community Infrastructure	2018	2022	Non-Housing Community Development	Citywide	Youth Centers Neighborhood Facilities Parks and/or Recreation Facilities Water/Sewer Improvements Street Solid Waste Disposal Improvements Flood Drainage Improvements	CDBG: $3,985,000	Public Facility or Infrastructure Activities other than Low/Moderate Income Housing Benefit: 300 Persons Assisted
11	Improve Community Infrastructure	2018	2022	Non-Housing Community Development	CDBG Low/Mod Tracts	Public Facility Improvements (Del Mar College Nutrition Center “Meals on Wheels”)	CDBG $ 550,000	Public facility or infrastructure activities other than Low/Moderate Income Housing Benefit: 233,009 Persons Assisted

12	Improve Community Facilities	2018	2022	Non-Housing Community Development	Library facilities located in CDBG Low/Mod Tracts	Public Facility Improvements (Broadband Connectivity)	CDBG: $ 1,074,020	Public Facility or Infrastructure Activities other than Low/Moderate Income Housing Benefit: 600,000 Persons
13	Address Homelessness	2018	2022	Homeless	Citywide	Child Care Centers Legal Services Youth Services Child Care Services Transportation Services Substance Abuse Services Employment/Training Services Health Care Services	ESG: $999,205	Other: 5 Other
14	Planning and Administration	2018	2022	Administration		Planning and Administration	CDBG: $457,000 HOME: $118,880 ESG: $16,232	Other: 5

Table 53 – Goals Summary

Goal Descriptions

1-7	**Goal Name**	Increase Affordable Housing
	Goal Description	Improve the condition and availability of affordable housing in Corpus Christi. **Strategy 1:** Provide funding for substantial rehabilitation or reconstruction projects for low-income homeowners. Provide emergency repairs to elderly and/or disabled adults with urgent repair needs. **Strategy 2:** Provide funding for the Minor Rehabilitation Program **Strategy 3:** Provide funding for the Homebuyer and Builder Program **Strategy 4:** Provide funding for energy efficiency improvements. **Strategy 5:** Provide down-payment assistance to low-income homebuyers for existing housing units. **Strategy 6:** Provide funding for Tenant Based Rental Assistance **Strategy 7:** Provide funding for Infrastructure Improvements to Support Affordable Housing

8	**Goal Name**	Improve Community Environment
	Goal Description	Code Enforcement Clearance of Vacant Property
9	**Goal Name**	Improve Community Environment
	Goal Description	Housing Demolition

10	**Goal Name**	Improve Community Infrastructure
	Goal Description	Public infrastructure improvements
11	**Goal Name**	Improve Community Infrastructure
	Goal Description	Public infrastructure improvements
12	**Goal Name**	Improve Community Facilities
	Goal Description	Pubic Facility Improvements (Broadband Connectivity)
13	**Goal Name**	Address Homelessness
	Goal Description	ESG funding to organizations providing housing and services for the homeless
14	**Goal Name**	Planning and Administration
	Goal Description	Planning and Administration

Estimate the number of extremely low-income, low-income, and moderate-income families to whom the jurisdiction will provide affordable housing as defined by HOME 91.315(b)(2)

Based on the goals established as part of the Strategic Plan, the following are estimates of the number of households to whom Corpus Christi will provide affordable housing assistance: Approximately 40 very low-income households will be assisted between the Demolition and Reconstruction Program as well as with Tenant Based Rental Assistance. Approximately 125 homebuyers will be assisted with through the homebuyer assistance program with existing homes purchases and 100 homebuyers will be assisted with the purchase of a newly constructed home, therefore, a total of 275 households will be assisted over the five-year span of this Consolidated Plan for the purchase of a home. Households will be divided between low-and moderate-income households. Approximately $1 million of local, non-federal dollars will be used for leveraging homebuyer assistance.

SP-50 Public Housing Accessibility and Involvement – 91.215(c)

Need to Increase the Number of Accessible Units (if Required by a Section 504 Voluntary Compliance Agreement)

CCHA is not required to increase the number of accessible units by a Section 504 Voluntary Compliance Agreement.

Activities to Increase Resident Involvements

Management-Resident Councils meet with the Sr. V.P. of Asset Management monthly at the resident input meeting. The Jurisdiction Wide Council (JWC) also has monthly meetings. The JWC has an opportunity to comment on the Annual PHA Plan and 5-Year Plan.

Is the public housing agency designated as troubled under 24 CFR part 902?

CCHA is no longer a public housing agency since the RAD conversion.

Plan to remove the 'troubled' designation

Not applicable.

SP-55 Barriers to affordable housing – 91.215(h)

Barriers to Affordable Housing

The City of Corpus Christi has determined that it will use its locally-approved AFH document as its AI update because of the vast amount of resources expended to prepare the AFH document. These resources included funding, extensive community outreach, the time and effort expended to develop the data analysis and all other sections of the AFH.

Strategy to Remove or Ameliorate the Barriers to Affordable Housing

As part of its Consolidated Planning process, the City has identified the following fair housing strategies to be implemented over the next five years (please see the following two pages):

Fair Housing Goals for the City of Corpus Christi				
Fair Housing Goals	**Contributing Factors**	**Fair Housing Issues**	**Metrics, Milestones, and Timeframe for Achievement**	**Responsible Program Participants**
1. Expand development of affordable housing in high opportunity, environmentally healthy areas of Corpus Christi.	▪ Location and type of affordable housing ▪ Deteriorated or abandoned properties ▪ Lack of private investments in specific neighborhoods ▪ Loss of affordable housing ▪ Community opposition ▪ Lack of affordable, accessible housing in a range of unit sizes	▪ Segregation/Integration ▪ R/ECAPs ▪ Disparities in Access to Opportunity ▪ Disproportionate Housing Needs ▪ Disabilities and Access	▪ By the end of 2018, the city will meet with local non-profit service providers, regional housing developers, and other stakeholder, to develop a strategy for increasing the availability of affordable housing in Corpus Christi over the next 10 to 20 years. ▪ By the end of 2019, the city will identify and prioritize incentives available to support affordable housing development in high opportunity areas. ▪ By the end of 2019, the city will identify publicly-owned land in high opportunity, environmentally healthy areas that can be reserved for affordable housing, including land currently owned by CCHA. ▪ By the end of 2019, the city will review the best use of Type A funds for housing and present recommendations to the City Council. ▪ By the end of 2020, the city will identify reforms to land use and zoning regulations that will remove barriers to the development of affordable housing. ▪ By the end of 2020, in preparation for a new AFH, the City of Corpus Christi will review patterns of segregation in the city and the policies and practices that have led to recent increases in segregation.	▪ City of Corpus Christi Housing and Community Development Department ▪ City of Corpus Christi Planning Department ▪ Local nonprofits ▪ Residential housing developers ▪ CHDOs
Discussion: According to stakeholders, affordable housing in Corpus Christi is insufficient and is mostly concentrated in the northern and western areas of the city. Stakeholders note that the city lacks Community Development Corporation (CDCs) and Community Housing Development Organizations (CHDOs) that could coordinate affordable housing development. Stakeholders also report that a general lack of knowledge about affordable housing can lead to a significant "Not in My Backyard" (NIMBY) attitude toward affordable housing in some neighborhoods.				

4. Increase the number of accessible housing units for people with disabilities.	▪ Lack of affordable, accessible units in a range of unit sizes ▪ Location of accessible housing ▪ Access to publicly supported housing for persons with disability ▪ Location and type of affordable housing	▪ Disabilities and Access ▪ Disparities in Access to Opportunity	▪ By the end of 2019, complete an inventory of outstanding ADA deficiencies in city-owned facilities and develop a plan for bringing the properties into compliance. ▪ By the end of 2019, increase the number of houses modified for people with disabilities through the CDBG housing rehabilitation program.	▪ City of Corpus Christi Housing and Community Development Department ▪ City of Corpus Christi Facilities Department
Discussion: The limited supply of affordable and accessible units is not sufficient to meet the needs of individuals with disabilities and the aging population. Respondents to the resident survey note difficulties with getting assistance to install modifications to their homes, with several respondents indicating that they need modifications but do not know how to request them.				
5. Engage in a public awareness campaign to reduce community resistance to affordable housing in high opportunity areas.	▪ Lack of regional cooperation ▪ Lack of public investments in specific neighborhoods, including services or amenities ▪ Private discrimination ▪ Community opposition ▪ Lack of state or local fair housing laws ▪ Lack of local private fair housing outreach and enforcement	▪ Segregation/Integration ▪ R/ECAPs ▪ Disparities in Access to Opportunity ▪ Publicly Supported Housing Location and Occupancy ▪ Fair Housing Enforcement, Outreach Capacity, and Resource	▪ By the end of 2018, the city will hold at least one public forum in the Hillcrest/Washington-Coles area to obtain input from local residents. ▪ By the end of 2019, the city will meet with the Resident Advisory Board (RAB) of the Corpus Christi Housing Authority to gain input on fair housing issues in the city. ▪ By the end of 2019, the city will work with local nonprofits, housing developers, and other stakeholders to develop a plan for improving communication with city residents on issues related to fair housing. ▪ By the end of 2020, the city will engage in multiple public forums in high opportunity areas to engage with residents on the topic of affordable housing.	▪ City of Corpus Christi Housing and Community Development Department ▪ Corpus Christi Housing Authority ▪ Corpus Christi Housing Authority Resident Advisory Board ▪ Local nonprofits
Discussion: Stakeholders say that, although policymakers in Corpus Christi are interested in fair housing issues, they are sometimes uninformed about the most effective use of city resources. Stakeholders believe this is because of a lack of regional cooperation and because residents are not sufficiently involved in the decision-making process, as evidenced by the proposed Harbor Bridge project that did not seek input from Hillcrest and Washington-Coles residents. Housing discrimination based on protected class was cited by a number of stakeholders during the public participation process.				

SP-60 Homelessness Strategy – 91.215(d)

Reaching out to homeless persons (especially unsheltered persons) and assessing their individual needs

City staff continue to work with the Homeless Issues Partnership, Inc. (HIP), the local coalition that organizes the Continuum of Care and submits grant applications for homeless initiatives. The coalition also conducts yearly point-in-time counts of the homeless and conducts a bi-yearly survey of the homeless. City staff participate in the counts and surveys. The point-in-time counts and the surveys work to reach out to homeless persons, including unsheltered persons, and assesses individual and family needs, contributing to the consultation brought to the Consolidated Plan forums and survey from which priorities are formed.

Addressing the emergency and transitional housing needs of homeless persons

The Strategic Plan specifies that the City provide letters of support for fundraising efforts for non-profit homeless providers. The City also provides funding for organizations that offer emergency shelters through the Emergency Solutions Grant program.

As stated earlier, current efforts are focused on homeless prevention and rapid rehousing, in addition to permanent housing. Corpus Christi recently began participation in the Coordinated Entry System (CES) program in April 2018. The Salvation Army has taken the lead in the effort to provide a central point to determine the housing and social service needs of homeless persons. CES is designed to account for the diversity of needs of people experiencing homelessness, urgently responds to these needs with permanent housing solutions, and successfully incorporates the housing, healthcare, and employment systems. This community response will ensure an accessible and navigable set of entry points; a universal assessment for all person requesting assistance; and effective and appropriate connections to housing and services for all populations.

Helping homeless persons (especially chronically homeless individuals and families, families with children, veterans and their families, and unaccompanied youth) make the transition to permanent housing and independent living, including shortening the period of time that individuals and families experience homelessness, facilitating access for homeless individuals and families to affordable housing units, and preventing individuals and families who were recently homeless from becoming homeless again.

The Strategic Plan supports efforts to provide permanent supportive housing, including special needs populations. The plan also provides for attention to expansion of services for the prevention of homelessness through tenant-based mortgage and rental assistance programs that provide temporary assistance to prevent evictions.

In addition, the recently implemented Coordinated Entry System (CES) program should provide a path for homeless individuals and families to make the transition to permanent housing and independent living. The coordinated entry process is “Housing First” oriented, focused on housing people quickly without preconditions or service participation requirements. The goal is to prevent a re-occurrence of homelessness by addressing the specific issues of the homeless person or family, whether it is a health issue or income-related.

Help low-income individuals and families avoid becoming homeless, especially extremely low-income individuals and families who are likely to become homeless after being discharged from a publicly funded institution or system of care, or who are receiving assistance from public and private agencies that address housing, health, social services, employment, education or youth needs

The plan provides support for tenant-based mortgage and rental assistance programs in an effort to prevent evictions and the homelessness that would ensue. The TBRA program will be through Accessible Housing Resources, Inc. (AHRI). The plan does not address discharge planning.

SP-65 Lead based paint Hazards – 91.215(i)

Actions to address LBP hazards and increase access to housing without LBP hazards

The City's goal is to Increase the inventory of lead safe housing units.

Strategies:

1. Continue to meet HUD lead-based paint abatement standards in housing rehabilitation programs.

2. Evaluate the Lead-based Paint Hazard Control Grant Program for possible development of a funding application by the City of Corpus Christi.

3. Expand the stock of lead safe housing units through continuation of the housing rehabilitation program and other new home construction efforts.

How are the actions listed above related to the extent of lead poisoning and hazards?

The City works to address potential lead-based paint hazards through its housing rehabilitation program (see below).

How are the actions listed above integrated into housing policies and procedures?

The City does lead-based paint hazard screening on all housing rehabilitation projects funded by the City using CDBG or HOME grant funds. The City will continue these efforts during the five years of this Consolidated Plan. City staff have already attended and passed state training and has begun in house lead testing. The City will continue to send new staff to Lead inspector and Lead Risk Assessor training in order to expand knowledge and provide Lead services in house instead of by vendor. If needed, the City will use an outside vendor to conduct lead testing.

SP-70 Anti-Poverty Strategy – 91.215(j)

Jurisdiction Goals, Programs and Policies for reducing the number of Poverty-Level Families

The City recognizes the best way to assist people in improving their economic positions is to provide employment opportunities. Therefore, through its policies and planning, the City will continue to encourage business growth and the availability of workforce training and educational opportunities in the community. It will also continue to fund agencies that provide services to LMI persons to reduce poverty and create job opportunities for themselves. These programs will assist City residents with services such as job searching, resume creation, and interview skills.

As stated earlier, recently, the City of Corpus Christi Education and Workforce Committee adopted a Corpus Christi Education Strategic Plan, a data-driven collaboration between education and business to grow economic prosperity through increased educational attainment. The three priorities selected to assist education and workforce leaders included the following:

Priority 1 – Improve awareness and preparation for postsecondary education and careers throughout the P-16 system.

Priority 2 – Use data to drive decisions and create a compelling call to action.

Priority 3 – Enhance collaboration and partnerships among education, business, industry, and community organizations to align student skills with workforce needs.

These efforts are part of a strategy to enhance the education and employment levels of City residents and in turn reduce the number of poverty-level families.

How are the Jurisdiction poverty reducing goals, programs, and policies coordinated with this affordable housing plan

As noted in the Needs Assessment of this Consolidated Plan, cost burden (paying more than 30% of household income for housing) is the most common housing problem for low- and moderate-income residents and is especially common among extremely low-income residents.

The City works closely with a variety of non-profit service providers who work with homeless clients and other households with low- and extremely-low incomes to assist them in improving their situations. These providers provide programs that help locate and secure affordable housing. The City also operates programs to provide downpayment and closing cost assistance, as well as other programs that help reduce poverty in the area.

Corpus Christi will continue to support organizations that provide supportive services to encourage local economic development, and to preserve and improve affordable housing options as part of its strategy to prevent and alleviate poverty. By combining job creation, workforce

development, and other income-raising activities with efforts to increase the supply of affordable housing, fewer residents will experience housing cost burden.

SP-80 Monitoring – 91.230

Describe the standards and procedures that the jurisdiction will use to monitor activities carried out in furtherance of the plan and will use to ensure long-term compliance with requirements of the programs involved, including minority business outreach and the comprehensive planning requirements

For all activities funded by HUD allocations received by the City of Corpus Christi and awarded to Sub-recipients for program implementation and prior to project implementation and expenditure of funds, execution of a contract is required. The contract document will provide the basis for all expenditures, monitoring of project production and compliance.

In addition to delineating the basic standards and regulations in effect for the particular funding sources, the contract will set forth responsibilities and procedures for each party, establish performance/product measure, and specify monitoring review schedules and products to ensure that the program is implemented and completed in a time- and cost-effective manner in accordance with all applicable statutory requirements.

1. Performance Measures/Quality Controls

   Performance measures/quality controls will be required for all projects, and will be in writing, quantifiable, and measurable. In addition, the performance measures will outline standards, identify deadlines, list corrective measures if deadlines are not met, and for housing projects, set the minimum number of lower income occupants to be housed in the property, establish appropriate lease/sale schedules, and provide copies of the lease/sale agreements as an attachment to the contract.

2. Monitoring Activities

   By the tenth (10) calendar day of each quarter, the CDBG Sub-recipient shall submit a narrative description outlining specific progress/accomplishments for each applicable performance indicator achieved during the proceeding quarter. In addition, any problems surfacing must be discussed, and mitigating measures taken indicated to ensure compliance with established deadlines. Prior to initiation of rehabilitation/construction activity, the Sub-recipient must provide data indicating household characteristics and incomes for all units. Following completion of rehabilitation/construction activity, the data indicating household characteristics and incomes must again be submitted for all units.

Violation of program guidelines, or the terms and conditions of the contract, and/or approved loan documents executed with the City, will result in the entire amount of the City's funding plus interest, to be due and payable at the sole discretion of the City. Immediately following completion of the rehabilitation/construction, and annually thereafter for the time period of time specified in the contract/ agreement, the Sub-recipient must provide household characteristics and income data for all project units. The required number of units must be leased or sold to eligible low-income households for the term specified in the contract/agreement.

3. Monitoring Schedules

Effective monitoring requires on-going communication between the Sub-recipient and City to assess progress towards meeting the objectives and performance indicators. City staff will actively monitor the Sub-recipient progress towards program completion, and in meeting all policy, regulatory, and statutory requirements. Appropriate monitoring schedules will be established for each project, and will be conducted on a regular, periodic basis. Monitoring schedules will be coordinated with the Sub-recipient for implementation. Effective monitoring will require personal on-site observations of performance in order to facilitate communication and cooperation throughout the contract/compliance term; reinforcement of positive activity to achieve performance measures; and timely guidance and technical assistance to determine and initiate effective measures to mitigate occurrences of non-compliance.

Annual Plan

AP-15 Expected Resources – 91.220(c)(1,2)

Introduction

The City of Corpus Christi receives funding from three federal grant programs, the Community Development Block Grant (CDBG) Program, the HOME Investment Partnerships (HOME) Program, and the Emergency Solutions Grant (ESG) Program. These three grant programs combined will bring $4,093,148 into the city in FY 2018 to support affordable housing, homeless, and community development programs and projects. An additional $450,000 from CDBG Program Income and $340,779 in HOME Program Income, in addition to prior year resources for CDBG of $343,000 and HOME funds of $400,000, brings the total resources for the 1st year of the Consolidated Plan to $6,001,927.

Anticipated Resources

Program	Source of Funds	Uses of Funds	Expected Amount Available Year 1				Expected Amount Available Remainder of ConPlan $	Narrative Description
			Annual Allocation: $	Program Income: $	Prior Year Resources: $	Total: $		
CDBG	public - federal	Acquisition Admin and Planning Economic Development Housing Public Improvements Public Services	$2,687,817	$450,000	$343,000	$3,480,817	$10,751,268	**The estimated expected amount available for the remainder of the Con Plan is four times the 2018 annual allocation.**
HOME	public - federal	Acquisition Homebuyer assistance Homeowner rehab Multifamily	$1,188,809	$340,779	$400,000	$2,304,588	$4,755,236	**The estimated expected amount available for the**

		rental new construction Multifamily rental rehab New construction for ownership TBRA						**remainder of the Con Plan is four times the 2018 annual allocation.**
ESG	**public - federal**	**Conversion and rehab for transitional housing Financial Assistance Overnight shelter Rapid re-housing (rental assistance) Rental Assistance Services Transitional housing**	**$216,522**	**0**	**0**	**$216,522**	**$866,088**	**The estimated expected amount available for the remainder of the Con Plan is four times the 2018 annual allocation.**

Table 54 - Expected Resources – Priority Table

Explain how federal funds will leverage those additional resources (private, state and local funds), including a description of how matching requirements will be satisfied

Non-profits funded with CDBG funds are encouraged to leverage non-federal resources for funded projects.

In addition, the Texas Department of Housing and Community Affairs' Housing Tax Credits will be used as match. The City's Housing and Community Development Department will also be using local tax dollars provided by the Type A Board HOME as a match for the Homebuyer Assistance Program. The program assists income eligible homebuyers with up to $10,000 in down payment assistance. The Emergency Solutions Grant Program requires a 100% match. These matching funds will be generated by the funded agencies. The match used will be derived from salaries, building leases, case management, and insurances paid for the administration of the different programs.

If appropriate, describe publicly owned land or property located within the jurisdiction that may be used to address the needs identified in the plan

The City does not currently own any parcels that would be suitable for housing development or to meet other needs identified in the plan. During the duration of the Action Plan, the City may acquire land into its inventory. The City would consider conveying land to affordable housing developers.

Annual Goals and Objectives

AP-20 Annual Goals and Objectives

Goals Summary Information

Sort Order	Goal Name	Start Year	End Year	Category	Geographic Area	Needs Addressed	Funding	Goal Outcome Indicator
1	Increase Affordable Housing: Substantial Rehab	2018	2022	Affordable Housing	Citywide	Increase Affordable Housing	CDBG: $1,294,981	Homeowner Housing Rehabilitated: 25 Household Housing Unit
2	Increase Affordable Housing: Homebuyer and Builder	2018	2022	Affordable Housing	Citywide	Increase Affordable Housing	HOME: $300,000	Homeowner Housing Added: 25 Household Housing Unit
3	Increase Affordable Housing: Energy Efficiency Imp	2018	2022	Affordable Housing	Citywide	Increase Affordable Housing	CDBG: $100,000	Homeowner Housing Rehabilitated: 25 Household Housing Unit
4	Increase Affordable Housing: Homebuyer Assistance	2018	2022	Affordable Housing	Citywide	Increase Affordable Housing	HOME: $718,800	Direct Financial Assistance to Homebuyers: 25 Households Assisted
5	Increase Affordable Housing: TBRA	2018	2022	Affordable Housing	Citywide	Increase Affordable Housing	HOME: $110,379	Tenant-based rental assistance / Rapid Rehousing: 8 Households Assisted

Sort Order	Goal Name	Start Year	End Year	Category	Geographic Area	Needs Addressed	Funding	Goal Outcome Indicator
6	Improve Community Environment Code Enforcement	2018	2022	Non-Housing Community Development	CDBG Low/Mod Tracts	Public Services	CDBG: $407,032	Housing Code Enforcement/Foreclosed Property Care: 3000 Household Housing Unit
7	Improve Community Environment Blight Removal	2018	2022	Non-Housing Community Development	Citywide		CDBG: $100,000	Buildings Demolished: 10 Buildings
8	Improve Community Infrastructure: Public Fac	2018	2022	Non-Housing Community Development	Citywide	Public Facility Improvements	CDBG: $797,000	Public Facility or Infrastructure Activities other than Low/Moderate Income Housing Benefit: 60 Persons Assisted
9	Improve Community Infrastructure: Public Fac 2	2018	2022	Non-Housing Community Development	Citywide	Public Facility Improvements	CDBG: $110,000	Public Facility or Infrastructure Activities other than Low/Moderate Income Housing Benefit: 46601 Persons Assisted
10	Improve Community Facilities: Public F. Broadband	2018	2022	Non-Housing Community Development	CDBG Low/Mod Tracts		CDBG: $214,804	Public Facility or Infrastructure Activities other than Low/Moderate Income Housing Benefit: 120000 Persons Assisted
11	Address Homelessness	2018	2022	Homeless	Citywide	Address Homelessness	ESG: $200,290	Other: 1 Other

Sort Order	Goal Name	Start Year	End Year	Category	Geographic Area	Needs Addressed	Funding	Goal Outcome Indicator
12	Planning and Administration	2018	2022	Administration	Citywide	Administration and Planning	CDBG: $457,000 HOME: $118,880 ESG: $16,232	Other: 3 Other

Table 55 – Goals Summary

Goal Descriptions

1	**Goal Name**	Increase Affordable Housing: Substantial Rehab
	Goal Description	Affordable Housing - Rehab of Existing Units.
2	**Goal Name**	Increase Affordable Housing: Homebuyer and Builder
	Goal Description	CDC of Brownsville will market this Home Builder & Buyer program to eligible home buyers earning less than 80% of the area median family income for Corpus Christi. The CDC will work directly with clients to design and build a home that fits within the clients budget and is custom designed to fit needs. Eligible participants through this proposed program will have access to up to $15,000. Sales prices for these single-family homes will range between $90,000 – $160,000 and each unit will range between 800 and 1600 square feet
3	**Goal Name**	Increase Affordable Housing: Energy Efficiency Imp
	Goal Description	Activities undertaken to improve the energy efficiency of residential structures.
4	**Goal Name**	Increase Affordable Housing: Homebuyer Assistance
	Goal Description	Provide deferred forgivable loans to low income homebuyers to assist them with down payment and/or closing costs for the purchase of a home. Provide assistance to eligible homebuyers with a total household income less than 80% AMI with up to $20,000 to purchase a newly constructed home within an undeveloped area within the CIty limits of Corpus Christi.
5	**Goal Name**	Increase Affordable Housing: TBRA
	Goal Description	Accessible Housing Resources, Inc. (AHRI) will provide Tenant Based Rental Assistance (TBRA) vouchers to a minimum of 4 individuals/households with Very Low Incomes and a minimum of 4 individuals/households with Extremely Low Incomes in the City of Corpus Christi. The population to be assisted will include individuals with disabilities, seniors, Veterans, homeless and others at the lowest income levels who may be at risk of homelessness or institutionalization.

6	**Goal Name**	Improve Community Environment Code Enforcement
	Goal Description	This program consists of the clearance of vacant properties in regards to the removal of the accumulation of litter; solid waste; the mowing of tall weeds and dangerous weeds; and, abatement of unsightly and unsanitary matter. The City may charge an abatement cost and place a lien against the properties to cover the cost incurred. This Program benefits low income persons in CDBG eligible areas to aid in the prevention/elimination of slums or blight. All CDBG eligible census tracts in the city meet the HUD criteria for a deteriorating area and meet the national objective of serving the low income clients
7	**Goal Name**	Improve Community Environment Blight Removal
	Goal Description	Blight Removal (Housing Demolition).
8	**Goal Name**	Improve Community Infrastructure: Public Fac
	Goal Description	City of Corpus Christi can fund the construction, rehabilitation, or installation of public facilities. Eligible public facilities include community centers and facilities for special needs populations (such as senior centers, homeless shelters, or centers for disabled persons).
9	**Goal Name**	Improve Community Infrastructure: Public Fac 2
	Goal Description	Public Facility Improvements (Del Mar College Nutrition Center “Meals on Wheels”).
10	**Goal Name**	Improve Community Facilities: Public F. Broadband
	Goal Description	Expanded broadband connectivity to link neighborhoods, particularly LMI areas, with broadband.
11	**Goal Name**	Address Homelessness
	Goal Description	The funding requested will support homeless programs at that provide emergency shelter, homeless prevention, and rapid re-housing services to the ever increasing number of homeless, poor, and working poor in the community.

12	**Goal Name**	Planning and Administration
	Goal Description	Planning and Administration for the CDBG, HOME, and ESG programs.

Projects

AP-35 Projects – 91.220(d)

Introduction

The following projects were developed by staff with consultation from non-profit service providers and community input from the community survey.

Projects

#	Project Name
1	CDBG Program Administration
2	HCD Rehab Services
3	HCD-Single Family Rehab Loan Program HCD
4	Library-McDonald Library Broadband project
5	Code Enforcement-Demolition Program
6	Code Enforcement-Clearance of Vacant Properties Program
7	Code Enforcement Program-Staffing
8	Parks & Recreation – Del Mar College Nutrition Education Center
9	Engineering-Sunnybrook Road Sidewalk Improvements-Phase I
10	Engineering-Sunnybrook Road Sidewalk Improvements- Phase 2
11	Nueces County Community Action Agency
12	ESG Program Administrative Costs
13	HOME Administration/Technical Assistance
14	Homebuyer Assistance Program
15	Homebuyer Gap Financing Assistance Program
16	Accessible Housing Resources, Inc. (AHRI)
17	Community Development Corporation of Brownsville
18	ESG Program Administrative Costs
19	Corpus Christi Hope House
20	Corpus Christi Metro Ministries
21	The Salvation Army
22	Endeavors of Corpus Christi

Table 56 – Project Information

Describe the reasons for allocation priorities and any obstacles to addressing underserved needs

The projects listed above were selected from the total of project proposals received in accordance with the priorities established through the Consolidated Plan stakeholder meetings and community survey process. These projects meet the needs enumerated in the Needs Assessment section and prioritized based on available funding. Organizational competencies were also considered when selecting one project over another, with preference toward those organizations with a long-standing history of successful project management.

AP-38 Project Summary

Project Summary Information

1	**Project Name**	CDBG Program Administration
	Target Area	Citywide
	Goals Supported	Non-housing Community Development
	Needs Addressed	Accessibility Needs Homeowner Housing Rehabilitation Housing Demolition Emergency Home Repair
	Funding	CDBG: $457,000
	Description	This project will fund 6.50 FTE staff salaries and administrative costs: 1-Administrator, 1-Program Manager, 2-Sr. Management Assistants, and 2.50-Contract Administrators. Staff is responsible for administering the Community Development Block Grant (CDBG), the HOME Investment Partnership (HOME), and Emergency Solutions Grant (ESG) Programs. Staff interprets CDBG, HOME, and ESG federal regulations, conducts public hearings/meetings, reviews proposed projects and activities to determine funding and eligibility, monitors subrecipients for program compliance, provides technical assistance, conducts environmental assessments of funding projects/activities, and enforces Davis Bacon Federal wage rate requirements. Staff must attend mandatory and required trainings in order to remain in federal compliance.
	Target Date	9/30/2019
	Estimate the number and type of families that will benefit from the proposed activities	N/A Administrative Cost
	Location Description	1201 Leopard St. Corpus Christi, Texas 78401
	Planned Activities	Staff is responsible for administering the Community Development Block Grant (CDBG), the HOME Investment Partnerships (HOME) and Emergency Solutions (HESG) Programs. Staff interprets CDBG, HOME and ESG federal grant regulations, conducts public hearings/meetings, reviews proposed projects and activities to determine funding and eligibility, monitors Subrecipients for program compliance, provides technical assistance, conducts environmental assessments of funding projects/activities and enforces Davis Bacon Federal Wage rate requirements.
	Project Name	HCD Rehab Services

2	**Target Area**	Citywide
	Goals Supported	Increase Affordable Housing
	Needs Addressed	Homeowner Housing Rehabilitation Emergency Home Repair
	Funding	CDBG: $752,000
	Description	This is the operating budget for 14 FTE staff that service the various housing programs administered by HCD: 1-Director (at 60%), 2-Program Managers, 4-Property Advisors, 1-Contract Administrator, 4-Loan Processors, 1-Mortgage Servicing Aide, 1-Managment Assistant (at 40%), 1-Managment Aide, and 1 Sr. Staff Assistant. The staff manage and administer the Demolition/Reconstruction Loan Program, Single Family Rehabilitation Loan Program, Minor Home Repair Grant Program, Appliance Replacement Grant Program, Homebuyer Closing Cost Program, the Type A Homebuyer Program, and Mortgage Servicing which manages the servicing of approximately 700 loans provided through the Single Family Demolition/Reconstruction and Rehabilitation Loan Programs. Services include collection of loan payments, escrowing of insurance and property taxes, payment of insurance and property taxes, preparing end of year escrow analysis, and providing release of liens on loans that are paid off. Services provided include applicant in-take, loan processing, loan settlement, Homebuyer Education, construction monitoring, project estimating, and development of specifications and drawings. Staff must attend mandatory and required trainings to remain in federal compliance.
	Target Date	9/30/2019
	Estimate the number and type of families that will benefit from the proposed activities	N/A
	Location Description	1201 Leopard St. Corpus Christi, Texas 78401
	Planned Activities	Included in these funds are the salaries for the staff that manage and administer the Single Family Rehabilitation Loan Program, Emergency Home Repair Grant Program, Homebuyer Assistance Program, and the Type A. Services provided include applicant in-take, loan processing, loan settlement, Homebuyer Education Classes, construction monitoring, project estimating and development of specifications and drawings.

3	**Project Name**	HCD-Single Family Rehab Loan Program
	Target Area	Citywide
	Goals Supported	Increase Affordable Housing
	Needs Addressed	Lead Hazard Screening Homeowner Housing Rehabilitation
	Funding	CDBG: $542,981
	Description	HCD - Single Family Rehab -The Single Family Rehabilitation Loan Program benefits only low- and very low-income homeowners. The Program provides zero percent and three percent interest loans to homeowners interested in rehabilitating their homes. Funds requested will be used to provide rehabilitation and reconstruction loans, demolition grants, relocation grants and lead base paint grants for remedial activities. Rehabilitation Loan Program. Program Income - $450,000.
	Target Date	9/30/2019
	Estimate the number and type of families that will benefit from the proposed activities	8 low income homeowners
	Location Description	Various locations within the city
	Planned Activities	Program benefits only low-and very low-income homeowners. Program provides zero percent and three percent interest loans to HO interested in rehabilitating their homes. Funds will be used to provide rehab and reconstruction loans; demolition grants; relocation grants and lead based paint grants for remedial activities. Program is funded with Rehab Loan Program PI.
4	**Project Name**	Library-McDonald Library Broadband project
	Target Area	LMI areas near the library
	Goals Supported	Improve Community Facilities
	Needs Addressed	Access to broadband
	Funding	CDBG: $214,804

	Description	This project proposes to expand the Ben F. McDonald Library's broadband capability from 50Mbps, which is shared with five other library locations, to 1Gbps. Approximately 10,000 feet of fiber will be installed from Navigation Blvd and Bear Lane to the Library. Five wireless access points will be installed within the library to provide wireless/broadband access.
	Target Date	9/30/2019
	Estimate the number and type of families that will benefit from the proposed activities	McDonald Library averages 10,000 visitors a month. Specifically, residents from low- and low-to-moderate income households, including residents from LuLac Village, Cliff and La Armada Apartments of which some are Section 8 households. An estimated 120,000 persons will be impacted by the project.
	Location Description	McDonald Library, 1906 United States, 4044 Greenwood Dr, Corpus Christi, TX 78416
	Planned Activities	See above.
5	**Project Name**	Code Enforcement-Demolition Program
	Target Area	Citywide
	Goals Supported	Improve Community Environment
	Needs Addressed	Housing Demolition
	Funding	CDBG: $100,000

	Description	This program consists of the demolition of substandard structures determined to be health and safety issues and meet a threshold of 51% or more deterioration of the general structure. The demolition of these structures is an abatement measure as deemed necessary by the City Code of Ordinances and Public Safety Officials. The removal of unsafe structures is a priority for neighborhood revitalization within the community as well as a goal established by City Council. Each structure will be assessed and surveyed by Code Enforcement as a sub-standard building case. The property owner is provided the opportunity to resolve the sub-standard conditions within the parameters of the City's Building Codes. Structures remaining sub-standard will be demolished under the authority of the Building Standards Board. The City may charge an abatement cost and place a lien against the properties to cover the cost incurred; or, The Demolition Grant Program allows the property owner the opportunity to voluntarily agree to have their structure demolished. This Program benefits low income persons in CDBG eligible areas to aid in the prevention/elimination of slums or blight.
	Target Date	9/30/2019
	Estimate the number and type of families that will benefit from the proposed activities	10 buildings demolished
	Location Description	Various addresses within the City
	Planned Activities	Each structure will be assessed and surveyed as building case, providing the property owner an opportunity to resolve the substandard conditions within the parameters of the City's Building Codes. The substandard structures will be demolished under the authority of a judge's ruling via Environmental Municipal Court and the Demolition Grant Program that allows the property owner to voluntarily agree to have their structure demolished.
6	**Project Name**	Code Enforcement-Clearance of Vacant Properties Program
	Target Area	CDBG Low/Mod Tracts
	Goals Supported	Improve Community Environment
	Needs Addressed	Clearance of Vacant Property
	Funding	CDBG: $100,000

	Description	This program consists of the clearance of vacant properties in regards to the removal of the accumulation of litter; solid waste; the mowing of tall weeds and dangerous weeds; and, abatement of unsightly and unsanitary matter. The City may charge an abatement cost and place a lien against the properties to cover the cost incurred. This Program benefits low income persons in CDBG eligible areas to aid in the prevention/elimination of slums or blight. All CDBG eligible census tracts in the city meet the HUD criteria for a deteriorating area and meet the national objective of serving the low-income clients.
	Target Date	9/30/2019
	Estimate the number and type of families that will benefit from the proposed activities	300 low income households
	Location Description	Various addresses located in CDBG census tracts
	Planned Activities	This project consists of clearance of vacant properties for the removal of accumulation of litter and solid waste and the mowing of high weeds and dangerous weeds; to include abatement of unsightly and unsanitary matter in all CDBG eligible areas. The City may charge an abatement cost and place a lien against the properties to cover the cost incurred.
7	**Project Name**	Code Enforcement Program-Staffing
	Target Area	Citywide
	Goals Supported	
	Needs Addressed	Code Enforcement
	Funding	CDBG: $307,032
	Description	This request is to fund full salary for six (6) full-time employees in the Code Enforcement Division of the Police Department - five (5) Compliance Officers at 100% and one (1) Senior Account Clerk at 100% for special code enforcement activities associated with the investigation, notification and abatement of ordinance violations in CDBG eligible areas. This amount includes $10,000 ($1,666.67 for each staff member for required training and certifications.) Program benefits low income persons in CDBG eligible areas to aid in the prevention/elimination of slums or blight.
	Target Date	9/30/2019

	Estimate the number and type of families that will benefit from the proposed activities	3000 low income persons
	Location Description	Various Citywide
	Planned Activities	The Code Enforcement Property Advisors are responsible for the inspections of properties within CDBG eligible areas for violations of approximately seventy-five (75) health, safety, and welfare related City codes. All CDBG eligible census tracts in the city meet the national objective of serving the low-income citizens.
8	**Project Name**	Parks & Recreation – Del Mar College Nutrition Education Center
	Target Area	CDBG Low/Mod Tracts
	Goals Supported	Improve Community Facilities
	Needs Addressed	Parks and/or Recreation Facilities
	Funding	CDBG: $110,000
	Description	The replacement of the one (1) 3/4 ton delivery vehicles for improved safety and efficiency of meal delivery to the senior centers. The current vehicle is a box truck with a lift and the year of the vehicle is 1999 (171,866 miles). Purchase of two (2) Titling one (1) Skillet Braising Pan; one (1) milk cooler; and one (1) stainless steel three compartment sink with countertop.
	Target Date	9/30/2019
	Estimate the number and type of families that will benefit from the proposed activities	The Center prepares approximately 233,009 meals for the elderly nutrition program that includes meals served at eight senior centers, Meals on Wheels and summer meal program for children/youth. This equals approximately 1,165,034 meals over the next five years.
	Location Description	Citywide
	Planned Activities	See above.
9	**Project Name**	Engineering-Sunnybrook Road Sidewalk Improvements-Phase I
	Target Area	Sunnybrook Road
	Goals Supported	Improve Community Infrastructure
	Needs Addressed	Public Infrastructure Improvements
	Funding	CDBG: $398,500

	Description	Currently, there are no existing sidewalks on Sunnybrook. The existing rural roadway section will be transitioned into an improved section with underground drainage, minor utility adjustments and ADA compliant sidewalks after all phases are complete. The design will evaluate and recommend upgrades to the existing drainage capacity for installation of a new 5' sidewalk on one side in Phase 1. The proposed improvements provide improved access and safety for pedestrians and bicyclists with minor drainage improvements that reduces potential for nuisance flooding, mesquites and undomesticated animals. Future phases will provide sidewalks on both sides of the street and continue sidewalks to Kostoryz. Phase 2 is also proposed to complete the sidewalk and minor drainage improvements on the opposite side of the road. Although not proposed in this phase, area lighting (street illumination) will be evaluated and considered in future phases/projects.
	Target Date	9/30/2019
	Estimate the number and type of families that will benefit from the proposed activities	Sidewalk improvements along 14 city blocks in Sunnybrook from Ayers Street to Evelyn (7 blocks to the north and 7 blocks to the south). This will directly benefit 300 property owners in the adjacent area and an unknown number of persons passing through the area. The proposed sidewalks along Sunnybrook connect residential streets to places of interest by providing safe routes to schools, parks, neighborhoods, and businesses.
	Location Description	Sunnybrook Road
	Planned Activities	See above.
10	**Project Name**	Engineering-Sunnybrook Road Sidewalk Improvements- Phase 2
	Target Area	Sunnybrook Road
	Goals Supported	Improve Community Infrastructure
	Needs Addressed	Public Infrastructure Improvements
	Funding	CDBG: $398,500

	Description	The existing rural roadway section will be transitioned into an improved section with underground drainage, minor utility adjustments and ADA compliant sidewalks after all phases are complete. The design will evaluate and recommend upgrades to the existing drainage capacity for installation of a new 5' sidewalk on the remaining side in Phase 2. The proposed improvements provide improved access and safety for pedestrians and bicyclists with minor drainage improvements that reduces potential for nuisance flooding, mesquites and undomesticated animals. Future phases will continue sidewalks on both sides of the street to Kostoryz. Phase 1 is also a proposed application under this same grant to construct the sidewalk and minor drainage improvements on the first side of the street.
	Target Date	9/30/2019
	Estimate the number and type of families that will benefit from the proposed activities	Sidewalk improvements along 14 city blocks in Sunnybrook from Ayers Street to Evelyn (7 blocks to the north and 7 blocks to the south). This will directly benefit 300 property owners in the adjacent area and an unknown number of persons passing through the area. The proposed sidewalks along Sunnybrook connect residential streets to places of interest by providing safe routes to schools, parks, neighborhoods, and businesses.
	Location Description	Sunnybrook Road
	Planned Activities	See above.
11	**Project Name**	Nueces County Community Action Agency
	Target Area	CDBG Low/Mod Tracts
	Goals Supported	Increase Affordable Housing
	Needs Addressed	Energy efficiency for low-income households
	Funding	CDBG: $100,000
	Description	NCCAA proposes to leverage Federal, State and local funding with CDBG funded projects. CDBG funded projects will meet rules and regulations as those projects funded by the federal, state and local governments. Program beneficiaries will be those that meet the criteria outlined in the Area Median Income (AMI) guide. Upon receipt of the CDBG contract funds, NCCAA proposes to begin the home assessment process for weatherization/minor home repairs. At a minimum, NCCAA plans to assess and provide weatherization measures in the amount of $4,000 for a total of 25 homes.
	Target Date	9/30/2019

	Estimate the number and type of families that will benefit from the proposed activities	25 families.
	Location Description	Various Citywide
	Planned Activities	See above.
12	**Project Name**	HOME Administration/Technical Assistance
	Target Area	Citywide
	Goals Supported	Planning and Administration
	Needs Addressed	Homeowner Housing Rehabilitation Homebuyer Assistance
	Funding	HOME: $118,880
	Description	Administrative funds for .75 FTE staff, planning, oversight, coordination, staff supervision, monitoring and evaluation, contracting, recordkeeping/reporting and overall program management. Staff training and administrative expenses are also included in the request. Technical assistance will be provided to enhance the capacity of CHDO's, non-profits, owners/investors of rental property and other organizations that may participate in the program. The amount indicates 10% of the allowed 10% for administrative costs.
	Target Date	9/30/2019
	Estimate the number and type of families that will benefit from the proposed activities	N/A Administrative cost
	Location Description	1201 Leopard St. Corpus Christi, Tx. 78401
	Planned Activities	Administrative funds for staffing, planning, oversight, coordination, staff supervision, monitoring and evaluation, contracting, recordkeeping/reporting and overall program management.
13	**Project Name**	Homebuyer Assistance Program
	Target Area	Citywide
	Goals Supported	Increase Affordable Housing
	Needs Addressed	Homebuyer Assistance

	Funding	HOME: $100,000
	Description	Homebuyer Assistance Program-Provide deferred forgivable loans to low income homebuyers to assist them with down payment and closing costs for the purchase of a home.
	Target Date	9/30/2019
	Estimate the number and type of families that will benefit from the proposed activities	10 low income households
	Location Description	Various locations within the city
	Planned Activities	Provide deferred forgivable loans to low income homebuyers to assist them with down payment and closing costs for the purchase of a home.
14	**Project Name**	Homebuyer Gap Financing Assistance Program
	Target Area	Citywide
	Goals Supported	Increase Affordable Housing
	Needs Addressed	Home ownership
	Funding	HOME: $500,000
	Description	Provide assistance to eligible homebuyers with a total household income less than 80% AMI with up to $20,000 to purchase a newly constructed home within an undeveloped area within the CIty limits of Corpus Christi. The maximum sales prices for the newly constructed home may not exceed $162,000.
	Target Date	9/30/2019
	Estimate the number and type of families that will benefit from the proposed activities	25 low income households.
	Location Description	Citywide (undeveloped areas)
	Planned Activities	See above.
15	**Project Name**	Accessible Housing Resources, Inc. (AHRI)
	Target Area	Citywide
	Goals Supported	Increase Affordable Housing

	Needs Addressed	Affordable Housing
	Funding	HOME: $110,379
	Description	AHRI will provide Tenant Based Rental Assistance (TBRA) vouchers to a minimum of 4 individuals/households with Very Low Incomes and a minimum of 4 individuals/households with Extremely Low Incomes in the City of Corpus Christi. The population to be assisted will include individuals with disabilities, seniors, Veterans, homeless and others at the lowest income levels who may be at risk of homelessness or institutionalization. AHRI seeks HOME TBRA funds to support rent subsidy (for 50% AMI), rent and utility subsidy (for 30% AMI) for the Project for one year; and a part-time staff person to coordinate the Project activities. Total project cost: $115,379
	Target Date	9/30/2019
	Estimate the number and type of families that will benefit from the proposed activities	Minimum of 4 individuals/households with Very Low Incomes and a minimum of 4 individuals/households with Extremely Low Incomes (8 total)
	Location Description	Citywide
	Planned Activities	See above.
16	**Project Name**	Community Development Corporation of Brownsville
	Target Area	Citywide
	Goals Supported	Increase Affordable Housing
	Needs Addressed	Affordable Housing
	Funding	HOME: $300,000
	Description	CDCB will market this Home Builder & Buyer program to eligible home buyers earning less than 80% of the area median family income for Corpus Christi. Utilizing our expertise in development, mortgage, construction and lending services, we work directly with our clients to design and build a home that fits within the client's budget and is custom designed to fit needs. Eligible participants through this proposed program will have access to up to $15,000. Sales prices for these single-family homes will range between $90,000 – $160,000 and each unit will range between 800 and 1600 square feet. Total project cost: $3,900,000
	Target Date	9/30/2019

	Estimate the number and type of families that will benefit from the proposed activities	25 qualified families
	Location Description	Citywide
	Planned Activities	See above.
17	**Project Name**	ESG Program Administrative Costs
	Target Area	Citywide
	Goals Supported	
	Needs Addressed	Youth Services Child Care Services Substance Abuse Services Employment/Training Services Health Care Services
	Funding	ESG: $16,232
	Description	Administrative Cost is being requested to fund a staff person at .50 FTE for the overall administration of the Emergency Solutions Grant Program. These functions include the financial oversight, compliance, and technical assistance components of the program.
	Target Date	9/30/2019
	Estimate the number and type of families that will benefit from the proposed activities	N/A Administrative Cost
	Location Description	1201 Leopard St. Corpus Christi, Tx. 78401
	Planned Activities	These functions include financial oversight, compliance, and technical assistance components of the program.
18	**Project Name**	Corpus Christi Hope House
	Target Area	Citywide
	Goals Supported	Address Homelessness
	Needs Addressed	Address Homelessness
	Funding	ESG: $50,073

	Description	The funding requested will provide assistance and Emergency Shelter to homeless families, specifically, homeless women with children and provide assistance to keep individuals and families at-risk of homelessness stably housed through Homeless Prevention Program Assistance, and transition individuals and families out of homelessness into permanent housing through Rapid Rehousing Program Assistance, as well as Case Management. Budgeting classes will also be offered for clients receiving Homeless Prevention and Rapid Rehousing Assistance.
	Target Date	9/30/2019
	Estimate the number and type of families that will benefit from the proposed activities	10 persons will be assisted with homeless prevention.
	Location Description	Citywide
	Planned Activities	See above.
19	**Project Name**	Corpus Christi Metro Ministries
	Target Area	Citywide
	Goals Supported	Address Homelessness
	Needs Addressed	Address Homelessness
	Funding	ESG: $50,073
	Description	The funding requested will support the programs at Metro Ministries that provide emergency shelter, homeless prevention, and rapid re-housing services to the ever increasing number of homeless, poor, and working poor in the community. All cost estimates are based on the previous year's budget.
	Target Date	9/30/2019
	Estimate the number and type of families that will benefit from the proposed activities	10 persons will be assisted with homeless prevention.
	Location Description	
	Planned Activities	See above.

20	**Project Name**	The Salvation Army
	Target Area	Citywide
	Goals Supported	Address Homelessness
	Needs Addressed	Address Homelessness
	Funding	ESG: $50,073
	Description	The requested funding will allow The Salvation Army to continue to provide food, shelter, case management, and supportive services including coordinated entry, homeless prevention, and rapid re-housing to homeless and at-risk individuals, families, and veterans. Funding requested will also support Coordinated Entry and family reunification programs.
	Target Date	9/30/2019
	Estimate the number and type of families that will benefit from the proposed activities	10 persons will be assisted with homeless prevention.
	Location Description	
	Planned Activities	See above.
21	**Project Name**	Endeavors of Corpus Christi
	Target Area	Citywide
	Goals Supported	Address Homelessness
	Needs Addressed	Address Homelessness
	Funding	ESG: $50,073
	Description	ESG funds would allow Family Endeavors to serve additional Veterans who are homeless or at risk of homelessness in Corpus Christi with prevention funding to maintain housing or rapid rehousing services to regain housing stability. We will provide rapid re-housing assistance through security deposits, first month's rental assistance, and utility deposits. Homeless prevention will be provided through the form of rental and utility arrears and continuing case management.
	Target Date	9/30/2019

	Estimate the number and type of families that will benefit from the proposed activities	
	Location Description	
	Planned Activities	See above.

AP-50 Geographic Distribution – 91.220(f)

Description of the geographic areas of the entitlement (including areas of low-income and minority concentration) where assistance will be directed

Funding will be directed to qualified low- and moderate income (LMI) census tracts, in addition to other areas indirectly through assistance to LMI households who are income qualified for program funding. Other assistance for City and homeless facilities also are in the LMI census tracts. All the CDBG funding (100%) will benefit LMI clientele and areas.

Geographic Distribution

Target Area	Percentage of Funds
CDBG Low/Mod Tracts	100
Citywide	100

Table 57 - Geographic Distribution

Rationale for the priorities for allocating investments geographically

Federal regulations specify that funds used for area benefit, as opposed to individual benefit, be targeted to census tracts where 51 percent or more of the population earns below 80 percent of the area median income. The target areas include those designated LMI tracts.

Discussion

The vast majority of the funding allocated to CDBG projects are targeted to the CDBG eligible LMI census tracts, either for code enforcement, parks, accessibility improvements, public service for qualified beneficiaries and new construction for LMI persons. An undetermined amount of funding will be allocated to projects within the CDBG tracts, to benefit and assist individuals/families who qualify for programs based on income. These projects include homebuyer assistance, minor repair, and homeowner rehabilitation. The percentage of CDBG funds which will go towards CDBG LMI census tracts is estimated to be 100%, with the exception of the funds that will go towards staff salaries. It is estimated that all of the ESG funding will be used on projects within qualified CDBG tracts, but the assistance is not directed according to area benefit. 100% of ESG funding will benefit low-income homeless individuals, other than the percentage allowed for administrative funds. Likewise, the HOME funding may benefit the CDBG target area, but is not directed according to area benefit. HOME funding will also primarily benefit LMI eligible persons and families for all proposed projects other than administration costs which is 10%.

Affordable Housing

AP-55 Affordable Housing – 91.220(g)

Introduction

The numbers below represent individuals supported through the various programs and services offered by the City of Corpus Christi and partner agencies and organizations. The numbers represent duplicated households who may receive services from more than one agency, more than once a week/month/year. Housing figures are non-duplicated.

One Year Goals for the Number of Households to be Supported	
Homeless	0
Non-Homeless	60
Special-Needs	0
Total	60

Table 58 - One Year Goals for Affordable Housing by Support Requirement

One Year Goals for the Number of Households Supported Through	
Rental Assistance	
The Production of New Units	20
Rehab of Existing Units	30
Acquisition of Existing Units	10
Total	60

Table 59 - One Year Goals for Affordable Housing by Support Type

Discussion

Homeless service providers provide extensive services to support homeless households and to prevent homelessness. The numbers shown include many households who receive services from more than one agency, sometimes at various times through the year.

AP-60 Public Housing – 91.220(h)

Introduction

Actions planned during the next year to address the needs to public housing

CCHA is no longer a public housing agency since the RAD conversion.

Actions to encourage public housing residents to become more involved in management and participate in homeownership

CCHA is no longer a public housing agency since the RAD conversion.

If the PHA is designated as troubled, describe the manner in which financial assistance will be provided or other assistance

N/A

AP-65 Homeless and Other Special Needs Activities – 91.220(i)

Introduction

The City is an active participant in the Homeless Issues Partnership, Inc, (HIP). The City recently worked with HIP to allocate funding to support the implementation of a Coordinated Entry System (CES). The City continues to work with HIP to identifying eligible activities for the FY2018-2019 Annual Action Plan. The City also coordinates with the Texas Homeless Networks Balance of State staff on annual ESG allocations.

The special needs population includes individuals having mobility impairments, disabilities, or that require supportive services. Typically, this population has severe or persistent mental illness, development and/or physical disabilities. Several organizations provide facilities and services for special needs populations in Corpus Christi.

Describe the jurisdictions one-year goals and actions for reducing and ending homelessness including

Reaching out to homeless persons (especially unsheltered persons) and assessing their individual needs

Each January, HIP conducts a Point-in-Time (PIT) count of the City's sheltered and unsheltered homeless in coordination with Texas Homeless Network and Balance of State to ascertain the number and characteristics of the homeless population and to assess their needs. Corpus Christi's continued active participation in the PIT count gives the City the ability to collect information to be used in setting priorities, written standards, and performance measures for the area.

CES is designed to account for the diversity of needs of people experiencing homelessness, urgently responds to these needs with permanent housing solutions, and successfully incorporates the housing, healthcare, and employment systems. This community response will ensure an accessible and navigable set of entry points; a universal assessment for all person requesting assistance; and effective and appropriate connections to housing and services for all populations.

In addition, The Resource Fair will be held in the fall to provide both sheltered and unsheltered individuals and families with social service information and appointments are generally are set up for these services. City leaders will be invited to participate. The City and HIP have also continued with the development and issuance of "Resource Cards" to all homeless persons which has a directory of service providers and services offered in the community. Corpus Christi Police Department also utilizes the resource cards with service and emergency information for the homeless on the streets.

Addressing the emergency shelter and transitional housing needs of homeless persons

Homeless providers are focusing efforts on increasing the bed count for the emergency shelter program. These efforts are reflected in the proposed ESG funding. HIP has been working to develop and implement a Housing First model, which is intended to replace transitional housing.

The funding requested for FY 2018 will support the programs at Metro Ministries that provide emergency shelter, homeless prevention, and rapid re-housing services to the ever-increasing number of homeless, poor, and working poor in the community. All cost estimates are based on the previous year's budget.

The funding requested for Hope House will provide assistance and Emergency Shelter to homeless families, specifically, homeless women with children and provide assistance to keep individuals and families at-risk of homelessness stably housed through Homeless Prevention Program Assistance, and transition individuals and families out of homelessness into permanent housing through Rapid Rehousing Program Assistance, as well as Case Management. Budgeting classes will also be offered for clients receiving Homeless Prevention and Rapid Rehousing Assistance.

Helping homeless persons (especially chronically homeless individuals and families, families with children, veterans and their families, and unaccompanied youth) make the transition to permanent housing and independent living, including shortening the period of time that individuals and families experience homelessness, facilitating access for homeless individuals and families to affordable housing units, and preventing individuals and families who were recently homeless from becoming homeless again

Proposed funding for the ESG program include activities targeting improvements in the areas of rapid rehousing, discharge planning, and homeless prevention.

For instance, ESG funds would allow Family Endeavors to serve additional Veterans who are homeless or at risk of homelessness in Corpus Christi with prevention funding to maintain housing or rapid rehousing services to regain housing stability. Family Endeavors will provide rapid re-housing assistance through security deposits, first month’s rental assistance, and utility deposits. Homeless prevention will be provided through the form of rental and utility arrears and continuing case management.

The Salvation Army will continue to provide food, shelter, case management, and supportive services including coordinated entry, homeless prevention, and rapid re-housing to homeless and at-risk individuals, families, and veterans. Funding requested will also support Coordinated Entry and family reunification programs.

Helping low-income individuals and families avoid becoming homeless, especially extremely low-income individuals and families and those who are: being discharged from publicly funded institutions and systems of care (such as health care facilities, mental health facilities, foster care and other youth facilities, and corrections programs and institutions); or, receiving assistance from public or private agencies that address housing, health, social services, employment, education, or youth needs

Homeless prevention is a major focus of the participants in the Homeless Issues Partnership. For some agencies, homeless prevention is their sole purpose. Other agencies include homeless prevention as a support program in conjunction with the provision of shelter and other support services. The recently

implemented Coordinated Entry System (CES) should assist greatly in identifying issues that impact homelessness and end the “recycling” of persons who are prone to bouts of homelessness.

AP-75 Barriers to affordable housing – 91.220(j)

Introduction:

In late 2017, the City of Corpus Christi completed its Assessment of Fair Housing (AFH). The City planned to submit the approved AFH to HUD on January 2, 2018.

On January 5, 2018 HUD published a notice in the Federal Register that extended the AFH submission deadline for all Consolidated Plan grantees until after October 30, 2020. As a result, the City was unable to submit its locally-approved AFH to HUD for review.

On May 23, 2018 HUD published a follow-up notice in the Federal Register withdrawing the January 5, 2018 notice that extended the AFH submission deadline for all Consolidated Plan grantees. On the same date HUD also published a notice in the Federal Register that withdrew the Local Government Assessment Tool which the City had utilized to prepare its AFH. HUD also reiterated the responsibility of all grantees that had not submitted their AFH that they must continue to comply with existing legal obligations to affirmatively further fair housing, including the preparation of an Analysis of Impediments to Fair Housing Choice (AI).

The City of Corpus Christi has determined that it will use its locally-approved AFH document as its AI update because of the vast amount of resources expended to prepare the AFH document. These resources included funding, extensive community outreach, the time and effort expended to develop the data analysis and all other sections of the AFH.

As part of its Consolidated Planning process currently underway, the City has identified the following fair housing strategies to be implemented over the next year (2018-2019) and over the next five years:

Actions it planned to remove or ameliorate the negative effects of public policies that serve as barriers to affordable housing such as land use controls, tax policies affecting land, zoning ordinances, building codes, fees and charges, growth limitations, and policies affecting the return on residential investment

The following Fair Housing goals are to be addressed in FY 2018-2019. These are based on Tables 1 and 5 located in SP-55, Barriers to Affordable Housing:

- By the end of 2018, the city will meet with local non-profit service providers, regional housing developers, and other stakeholder, to develop a strategy for increasing the availability of affordable housing in Corpus Christi over the next 10 to 20 years.
- By the end of 2018, the city will hold at least one public forum in the Hillcrest/Washington-Coles area to obtain input from local residents.

AP-85 Other Actions – 91.220(k)

Introduction:

The City currently provides a variety of services to the residents of Corpus Christi, some funded by CDBG, HOME, and ESG, with private, State, and City funding bringing additional assets to bear on these problems. Below are some of the actions currently performed by the City or under consideration for the future.

Actions planned to address obstacles to meeting underserved needs

The City will continue its ongoing efforts to look for new funding sources for programs to address underserved needs. Funding is the major obstacle in providing the services needed to focus on the vast variety of issues that prevent families from breaking out of poverty and from living in the best, most affordable housing possible.

Actions planned to foster and maintain affordable housing

City staff has been discussing the possibility of creating an Infill Housing Program. The program would secure vacant, abandoned parcels currently managed by Nueces County. These lots would be the site of new housing development, managed by the Private developers or non-profit housing developers under supervision of the City. Homes would be sold to low/mod households with assistance from the City's homebuyer assistance program. The City will continue to provide City Council Affordable Housing Workshops in the effort to receive direction from City Council on Housing Policies for the City as it pertains to affordable housing.

The City will also be working on an Affordable Housing Policy to provide incentives to builders and developers to create a gap financing program for down payment assistance. This policy is forthcoming to City Council.

Actions planned to reduce lead-based paint hazards

The City does lead-based paint hazard screening on all housing rehabilitation projects funded by the City using CDBG or HOME grant funds. It will continue these efforts during the five years of this Consolidated Plan. City staff has already attended and passed state training and has begun in house lead testing. The City will continue to send new staff to Lead inspector and Lead Risk Assessor training in order to expand knowledge and provide Lead services in house instead of by vendor.

Actions planned to reduce the number of poverty-level families

The City will continue its efforts in conjunction with the Homeless Issues Partnership and the Housing Authority of Corpus Christi to reduce the number of poverty-level families through the development of services needed to assist those families with educational opportunities, job growth, and life skills training through the various social service agencies operating in the city. The City will also work with the Texas Homeless Network in order to explore the best use of funding to assist poverty-level families.

Actions planned to develop institutional structure

The City continues to make attempts to build its CHDO base and encourage more CHDO's to participate in the HOME Program. Since the beginning of the last Consolidated Action Plan (2013-2017), the City's relationship with the participating CHDO has increased; however, additional CHDO's are sought for the competitive process. The City has also been fortunate to receive projects with Housing Tax Credits each year thus supporting affordable housing in the community. The City has begun to regularly attend the Texas Homeless Network's Balance of State monthly meetings by Webinar and have begun to participate in the Advisory Council on Homelessness, Mental Health, and Substance Abuse. This effort is to maintain and build the City's infrastructure regarding homelessness in the community. The City is working to continue to build on its strengths and meet the gaps identified in the 5-year plan. The City is also working to strengthen its relationship with the Corpus Christi Housing Authority, which will overall benefit the low income families which we both serve.

Actions planned to enhance coordination between public and private housing and social service agencies

The City will continue to coordinate planning activities with private housing and social service agencies, including participation in the Housing Issues Partnership meetings, development of the Continuum of Care, and enumeration of point-in-time and homeless surveys. City staff will also continue its participation in other coalitions and study groups as the opportunity arises. The City will also continue its efforts of collaborating with the Corpus Christi Housing Authority to develop a program which will assist in providing infill rental housing in order to expand the city's overall Affordable Housing inventory.

In addition, the City is establishing strong working relationships with local housing developers by establishing affordable housing policies and procedures and continuing to provide guidance and support to funded agencies.

Program Specific Requirements

AP-90 Program Specific Requirements – 91.220(l)(1,2,4)

Introduction:

The following provides details on program specific requirements for each of the three entitlement programs, Community Development Block Grant, HOME Investment Partnership, and Emergency Solutions Grant.

Community Development Block Grant Program (CDBG)
Reference 24 CFR 91.220(l)(1)

Projects planned with all CDBG funds expected to be available during the year are identified in the Projects Table. The following identifies program income that is available for use that is included in projects to be carried out.

1. The total amount of program income that will have been received before the start of the next program year and that has not yet been reprogrammed	$450,000
2. The amount of proceeds from section 108 loan guarantees that will be used during the year to address the priority needs and specific objectives identified in the grantee's strategic plan	0
3. The amount of surplus funds from urban renewal settlements	0
4. The amount of any grant funds returned to the line of credit for which the planned use has not been included in a prior statement or plan.	0
5. The amount of income from float-funded activities	0
Total Program Income	$450,000

Other CDBG Requirements

1. The amount of urgent need activities	0
2. The estimated percentage of CDBG funds that will be used for activities that benefit persons of low and moderate income. Overall Benefit - A consecutive period of one, two or three years may be used to determine that a minimum overall benefit of 70% of CDBG funds is used to benefit persons of low and moderate income. Specify the years covered that include this Annual Action Plan.	100.00%

HOME Investment Partnership Program (HOME)
Reference 24 CFR 91.220(l)(2)

1. A description of other forms of investment being used beyond those identified in Section 92.205 is as follows:

The City is not utilizing other forms of investment beyond those identified in Section 92.205.

2. A description of the guidelines that will be used for resale or recapture of HOME funds when used

for homebuyer activities as required in 92.254, is as follows:

The following language is included in the homebuyer agreement for the homebuyer assistance program:

This Agreement, the related Deed of Trust and Promissory Note refer to the affordability provisions of 24 Code of Federal Regulations (CFR) Section 92.254. As the affordability provisions place some limitations on your ability to sell the property for a period of five (5) years, you should be sure that you thoroughly understand these documents before you sign them. You should obtain legal advice if you do not understand any provision.

*language in the agreement to cover loan forgiveness, recapture and failure to pay:

LOAN FORGIVENESS: Homebuyer understands and agrees that provided that the Property remains the Homebuyer's principal place of residence throughout the five (5) year affordability period, after the Beginning Date as defined in paragraph 9 of this Agreement, the City will forgive 100% of Homebuyer's original principal amount of the HOME Funds Loan ("Loan"), and no further sums will be due to the City.

FAILURE TO REPAY: HOMEBUYER UNDERSTANDS AND AGREES THAT FAILURE TO REPAY THE HOME FUNDS IN ACCORDANCE WITH THIS AGREEMENT AND/OR THE LOAN DOCUMENTS AND/OR TO COMPLY WITH THE OTHER PROVISIONS OF THE LOAN DOCUMENTS, MAY RESULT IN THE FORECLOSURE OF THE CITY'S LIEN AGAINST THE PROPERTY AND THE LOSS OF HOMEBUYER'S RESIDENCE AND THE PROPERTY.

RECAPTURE PROVISION: Homebuyer understands and agrees that if Homebuyer sells the Property voluntarily or involuntarily through foreclosure, within the five (5) year period of affordability, then the City will recapture all or a portion of the Loan provided to the Homebuyer as provided in this paragraph: The Loan will be forgiven pro rata by 1/60th of the original amount over the five (5) year period of affordability for each month the Loan is outstanding. The monthly reductions shall take effect on the same day of the month as the Beginning Date of the period of affordability, as defined in paragraph 9 of this Agreement, and will continue throughout the period of affordability as long as the home remains the principal residence of the Homebuyer.

The City of Corpus Christi has adopted a Recapture Policy that serves to address the continued affordability of housing units acquired with HOME funds. Recaptured funds are HOME funds which are recouped by the City of Corpus Christi when HOME assisted homeownership housing does not continue to be the principal residence of the assisted homebuyer for the full affordability period required by 24 CFR 92.254(a)(4). When HOME funds are used to assist a household in the purchase of a unit, restrictions will be placed on the unit to ensure compliance with the recapture requirements described in 24 CFR 92.254(a)(5)(ii). This section sets forth the

method that will be used by the City of Corpus Christi to enforce these requirements. In the event there is a transfer of title, voluntary or involuntary, within the affordability period, the City of Corpus Christi has selected the "Owner Investment Returned First" recapture option (as defined under 24 CFR 92.254(a)(5)(ii)(A)(4) to calculate the recapture amount.

The Homebuyer Subsidy (Direct Subsidy) is the amount of the subject to the recapture provisions.

*If the net proceeds from a voluntary sale or involuntary sale by foreclosure are insufficient to repay the prorated amount of the Loan provided to the Homebuyer, the City shall recapture the entire amount of net proceeds from the sale. If there are no net proceeds from the sale, no repayment is required. Net proceeds are defined as the sales price minus superior loan repayment and any closing costs incurred by the homebuyer.

3. A description of the guidelines for resale or recapture that ensures the affordability of units acquired with HOME funds? See 24 CFR 92.254(a)(4) are as follows:

Homebuyer agrees to comply with all applicable requirements of the HUD Affordable housing home ownership statutes and regulations, including but not limited to 24 CFR §92.254, and more specifically 24 CFR § 92.254(a) entitled “Qualification as Affordable Housing: Homeownership”, as amended. Homebuyer agrees that the housing being purchased must be a single residential unit. The unit maybe a house, condo, townhome, or manufactured home, Funds will not be provided to purchase properties with multi-units. The housing must be modest housing meaning the maximum sales price cannot exceed 95% of the median purchase price for the area.

4. Plans for using HOME funds to refinance existing debt secured by multifamily housing that is rehabilitated with HOME funds along with a description of the refinancing guidelines required that will be used under 24 CFR 92.206(b), are as follows:

The City has no current projects in this category.

Emergency Solutions Grant (ESG)
Reference 91.220(l)(4)

1. Include written standards for providing ESG assistance (may include as attachment)

   Written standards are attached to this Action Plan.

2. If the Continuum of Care has established centralized or coordinated assessment system that

meets HUD requirements, describe that centralized or coordinated assessment system.

The City worked closely with THN and HIP to develop and implement a Coordinated Entry System (CES) that began in April 2018. The Salvation Army has taken the lead in the effort to provide a central point to determine the housing and social service needs of homeless persons. Homeless Issues Partnership, Inc (HIP) is managing the CES.

3. Identify the process for making sub-awards and describe how the ESG allocation available to private nonprofit organizations (including community and faith-based organizations).

Funds will be awarded to community-based nonprofit organizations providing emergency shelter and related services to the homeless, on a dollar-for-dollar match. ESG funds will be used for homeless prevention and rapid re-housing. During this process, request for proposals were released and nonprofit organizations applied for funding. Staff reviewed the requests and provided a narrative to department staff. Department staff reviewed, evaluated and scored each recipient request. Based on the score given, projects were ranked by score and were recommended funding by their rank. Projects were presented to City Council for approval.

It is a priority of HUD and the City of Corpus Christi to work under a "Continuum of Care" approach to homelessness to assist homeless individuals and families to obtain a decent living environment, either through rental housing or home ownership. The Housing and Community Development Department specifically seeks proposals to provide shelter and supportive services for the homeless.

4. If the jurisdiction is unable to meet the homeless participation requirement in 24 CFR 576.405(a), the jurisdiction must specify its plan for reaching out to and consulting with homeless or formerly homeless individuals in considering policies and funding decisions regarding facilities and services funded under ESG.

The City requires non-profits participating in the ESG program to have homeless representatives on their boards of directors. This is monitored on an annual basis.

5. Describe performance standards for evaluating ESG.

The City measures by using Performance Measures/Quality Controls, Monitoring Activities, and Monitoring Schedules for evaluating ESG performance standards. See Appendix 2

The City strives to meet all program specific requirements as detailed in the enabling legislation and program guidelines. City staff works with subgrantees to ensure that these requirements are met and oversees internal operations towards the same goal.

Appendix

Citizen Participation Comments

NOTICE TO THE PUBLIC
HOUSING AND COMMUNITY DEVELOPMENT DEPARTMENT
FY2018-2019 CONSOLIDATED ANNUAL ACTION PLAN (CAAP)
RELEASE OF PRE-APPLICATION FORM AND
FULL APPLIATION (REQUEST FOR PROPOSAL)
ANNOUNCEMENT OF PUBLIC HEARING, TECHNICAL ASSISTANCE (TA) WORKSHOPS AND NEIGHBORHOOD MEETINGS

The City's Housing and Community Development Department (HCD) will be preparing for the FY2018 Consolidated Annual Action Plan (CAAP). As such Pre-Application form(s) must be submitted to HCD by all interested parties intending to submit a Request for Proposal Application (RFP) for the Community Development Block Grant (CDBG), Emergency Solutions Grant (ESG), and Home Investment Partnerships (HOME) Programs. This will allow staff to review and screen all proposals for eligibility and other requirements prior to the submittal of the RFP Application. One-on-one interviews will be scheduled for all applicants who have not previously received CDBG, ESG, and HOME Program funding for a project within the last year or as deemed necessary. These interviews will be scheduled with each organization after the Pre-Application forms are submitted to HCD.

Staff will hold Public Hearings, Technical Assistance (TA) workshops, and neighborhood meetings for the City of Corpus Christi's FY2018 CAAP that includes the CDBG, ESG, and HOME Programs. The purpose of the Public Hearing, TA workshops, and neighborhood meetings are to provide program information, receive comments concerning housing and community needs and answer questions regarding request for proposals and the process. All interested persons of low- and moderate-income residing in CDBG eligible areas are invited to attend any of the following meetings except for **February 6 at 9:00 a.m**. This is exclusive for City Departments only.

CAAP 2018-2019 MANDATORY MEETING SCHEDULE

DATE	PLACE & LOCATION	MEETING TYPE	TIME
February 6, 2018	City Hall,1201 Leopard St., 2nd Fl. HCD Conf. Room	TA Workshop (City Depts. Only)	9:00 a.m.
February 9, 2018	City Hall, 1201 Leopard St., 6th Fl. Conference Room Programs: CDBG-9 a.m.; ESG-10 a.m.; HOME-11 a.m.	Public Hearing/TA	9:00 a.m.
February 15, 2018	City Hall, 1201 Leopard St., 6th Fl. Conference. Room	Public Hearing / TA / Neighborhood Mtg.	5:30 p.m.
February 21, 2018	City Hall, 1201 Leopard St., 6th Fl. Conference. Room	TA Workshop / Neighborhood Mtg.	5:30 p.m.

Nonprofit organizations providing services to low- and moderate-income individuals are invited to attend any of the above meetings except for February 6 at 9:00 a.m. **However, nonprofit organizations and interested parties will be required to submit a Pre-Application form and attend a TA Workshop if they are submitting a RFP Application for FY2018 CDBG, ESG, and/or HOME Programs.**

Staff will release the FY2018 Pre-Application forms on **January 2, 2018**, with the release of the RFP Application on **February 1, 2018.** Pre-Application forms and RFP Applications will be available at the above scheduled TA Workshops and Neighborhood Meetings and at City Hall, 2nd Floor, 1201 Leopard St., Corpus Christi, TX**. Hard copies of Pre-Application forms must be submitted to HCD no later than 5:00 p.m. on Friday, January 19, 2018, with hard copies of the RFP Application due no later than 5:00 p.m. on Friday, March 16, 2018.** Pre-Application forms and/or RFP Applications received after above due dates and times **will not** be considered. For further information, you may contact Leticia Kanmore, Housing and Community Development Administrator, at 361.826.3816.

Corpus Christi, TX Five Year (2018-2022) CP Stakeholder Chart

Category	Name	Title	Organization	Address	Phone	Email
Affordable Housing: For-profit & Non-profit Housing Developers	Bart Braselton	Owner, Developer	Braselton Homes	5337 Yorktown Blvd #10d, Corpus Christi, TX 78413	361-991-4710	bart@braseltonhomes.com
	Alex Azali	Owner, Developer	Azali Homes	3602 Giants Park Ct, Corpus Christi, TX 78414	361-944-7637	alexazali@aol.com
	Teresa Bowyer	Development Director	Herman & Kittle Properties, Inc	500 East 96th Street, Indianapolis, Indiana 46240	806-543-8645	tbowyer@hermankittle.com
	Henry Flores	President	Madhouse Development Services, Inc.	8500 Shoal Creek Blvd, Bldg 4, Suite 208, Austin, TX 78757	512-914-0953	contact@madhousedevelopment.net
	Raymond Lucas	President of the General Partner	Lucas & Associates, LP	8610 North New Braunfels, Suite 536, San Antonio, Texas 78217		luke007rhl@aol.com
	Sylvia Whitmore	President and Director	John G. and Marie Stella Kennedy Memorial Foundation	555 N. Carancahua, Suite 1700 Tower II, Corpus Christi, TX 78401	361-887-6565	swhitmore@kenedy.org
	Marco Castillo	Operations Officer	John G. and Marie Stella Kennedy Memorial Foundation	555 N. Carancahua, Suite 1700 Tower II, Corpus Christi, TX 78401	361-887-6565	marcojc@kenedy.org
	David L. Hoyer	President	Ed Rachal Foundation	555 N. Carancahua, Suite 700, Corpus Christi, TX 78401	361-881-9040	info@edrachal.org
	Nancy G. Summers	President and CEO	Hogan Homes	P. O. Box 2487, Corpus Christi, TX 78403	361-877-0772	angela@hoganhomestexas.com
	Sara Eichenburger		Prospera	8610 N. New Braunfels Ave. Suite 500,San Antonio, TX 78217-6397		sarae@prosperahcs.org
Fair Housing Advocacy Organizations	Sylvia Wilson	Human Relations Administrator	City of Corpus Christi	1201 Leopard Street, Corpus Christi, Texas 78401	361-826-3196	sylviaw@cctexas.com
	Gary Allsup	Executive Director	Housing Authority	3701 Ayers St, Corpus Christi, TX 78415		gary.allsup@hacc.org
	Deborah Sherrill	Assistant Director	Housing Authority	3701 Ayers St, Corpus Christi, TX 78415		Deborah.Sherrill@hacc.org
	Bridgette Breaux	Director	Habitat for Humanity	5541 Bear Ln #236, Corpus Christi, TX 78405		admin@corpuschristihfh.org
	Linda Reyes	Will route information	Texas RioGrande Legal Aid	3825 Agnes St, Corpus Christi, TX 78405	361-880-5400	lreyes@trla.org
	Linda Fallwell Stover	Executive Director	Coastal Bend Center for Independent Living	1537 7th Street, CCTX 78404	361-883-8461	lindaafs@cbcil.org
Affordable Housing Providers & Advocates	Debbie Sherrill	Sr. VP of Housing and Community Development	Housing Authority	3701 Ayers Street, Corpus Christi, Texas 78415	361-889-3300	Deborah.Sherrill@hacc.org
	Richard Throop	President	Corpus Christi Realtor Association	4825 Everhart Road, Suite 1, Corpus Christi Texas 78411	361-991-8221	richard@ccarmail.com
	Caren Childers	Branch Manager	Mortgage Financial Services	5656 S. Staples, Suite 222 Corpus Christi	361-774-8500	Caren Childers <CChilders@mfsus.com>
	Judy Telge	Director of Development	Coastal Bend Center for Independent Living	1537 7th Street, CCTX 78404	361-883-8461	judyt@cbcil.org
	Martin Longoria	Officer	Nueces County Veteran Services	901 Leopard St. Corpus Christi, TX 78401	361- 888-0820	martin.longoria@nuecesco.com
	Chloe Dotson	Director	Community Development Corporation of Brownsville	901 E Levee St, Brownsville, Texas 78520	956-541-4955	cdotson@cdcb.org
	Adam Carrington	Pastor and Advocate for Hillcrest Residents	Pastor of Brooks AME Worship Center	2101 N. Port Ave., Corpus Christi, TX 78401	361-452-6864	brooksamec@hotmail.com
Economic Development Organizations or Agencies	Arlene Medrano	Business Liaison	City of Corpus Christi	1201 Leopard Street, Corpus Christi, Texas 78401	361-826-3925	arlenem@cctexas.com
	Iain Vasey	President and CEO	Corpus Christi Regional Economic Development Corporation	800 N. shoreline, Corpus Christi, Texas 78401	361-882-7448	ivasey@ccredc.com
	Cleo Rodriguez, Jr.	President and CEO	United Corpus Christi Chamber of Commerce	602 N. Staples Street, Ste. 150, Corpus Christi, TX 78401	361-881-1800	cleojr@unitedcorpuschristichamber.com
	Paulette Kluge	CEO	Corpus Christi Convention and Vistors Bureau	1501 N Chaparral Street, Corpus Christi, TX 78401	361-881-1877	PKluge@visitcorpuschristitx.org
	Alyssa Barrera	Executive Director	Downtown Management District	223 N. Chaparral St. Suite A, Corpus Christi, Texas 78401	361-882-2363	alyssa@cctexasdmd.com
	Sylvia Tryon Oliver	President and CEO	Black Chamber of Commerce	PO BOX 60574, Corpus Christi, TX 78466	361-698-2116	stryonoliver@yahoo.com
Homeless, Elderly and Disabiltiy Providers and/or Advocates	Elizabeth Schlueter	Executive Director	Deaf and Hard of Hearing Center	5151 McArdle Rd, Corpus Christi, TX 78411	361- 993-1154	bschlueter@deafhhcenter.org
	Jesus Hernandez	Social Manager and HMIS Administrator	Salvation Army	521 Josephine St, Corpus Christi, TX 78401	361- 884-9497	jesus.hernandez@uss.salvationarmy.org
	Debra Arsuaga	Director of Client Services and Case Manager	Hope House	658 Robinson St, Corpus Christi, TX 78404	361-852-2273	darsuagahh@yahoo.com
	Melissa Escamilla	Program Director	Family Endeavors	1130 Pecan Blvd, McAllen, TX 78501	956- 278-0751	mescamilla@endeavors.org
	Debra Thompson		Senior Housing Assistance of Nueces County	1758 Delgado St, Corpus Christi, TX 78416	361-855-1494	debra.thompson@uahmgt.com
	Nicky Ooi	President and CEO	South Texas Lighthouse for the Blind	4421 Agnes St, Corpus Christi, Tx 78405	361-883-6553	info@stlb.net
	Mike Davis	Executive Director and CEO	Behavioral Health Center of Nueces County	1630 S Brownlee Blvd, Corpus Christi, TX 78404	361-886-6900	mdavis@bhcnc.org
	Mike McLellan	Interim Executive Director	Catholic Charities of Corpus Christi	P.O. Box 9056, Corpus Christi, TX 78469	361-884-0651 x230	mmclellan@diocesecc.org
	Amy Granberry	CEO	Charlie's Place Recovery Center	820 McBride Ln, Corpus Christi, TX 78408	361-826-5364	agranberry@cbadrc.org
	Linda Terjenia		Cliff Maus Village	1458 W Point Rd, Corpus Christi, TX 78416	361-853-0911	whisperingwindapartments@yahoo.com
	Linda Fallwell Stover	Executive Director	Coastal Bend Center for Independent Living	1537 7th Street, CCTX 78404	361-883-8461	lindaafs@cbcil.org
	Meredith Grantham	Director	Coastal Bend Wellness Foundation	5633 S Staples St., Corpus Christi, TX 78411	361-814-2001	meredith@cbwellness.org
	Andrea		Coastal Bend Wellness Foundation	5633 S Staples St., Corpus Christi, TX 78411	361-814-2001	andreah@cbwellness.org
	Ann Awlt	Executive Director	Community Action Corporation of South Texas	204 E 1st St, Alice, TX 78333	361-664-0145	ann.awalt@cacost.org
	Kristen Holt	President and CEO	GreenPath Financial Wellness (fka Consumer Credit Counseling Service of South Texas)	4444 Corona, Suite 125, Corpus Christi, TX 78411	1-800-333-4357	
	Eric Hamon	Interim President and CEO	Driscoll Children's Hosptial	3533 S Alameda St, Corpus Christi, TX 78411	361-694-5000	oreilly@dchstx.org
	Carole Murphrey	Director	Good Samaritan Rescue Mission	210 S Alameda St, Corpus Christi, TX 78401	361-883-6195	GoodSamCC@aol.com
	Patty Clark	CEO	Metro Ministries - Loaves & Fishes, Inc.	1927 Leopard St, Corpus Christi, TX 78408	361-888-7239	info@ccmetro.org
	Sammy Grunwald	President	Mother Theresa Shelter	513 Sam Rankin St, Corpus Christi, TX 78401	361-883-7372	mteresashelter@diocesecc.org
	Adm. John M. Richardson	Chief of Naval Operations	Navy-Marine Corps Relief Society	10651 E St, Corpus Christi, TX 78419	361-961-3482	CorpusChristi@nmcrs.org
	Alma A. Barrera	CEO	Nueces County Community Action Agency	101 S. Padre Island Drive, Corpus Christi Texas 78405	361-883-7201 x121	abarrera@nccaatx.org
	Rebecca Rach	Director	Nueces County Dept of Social Services	602 N. Staples Street, Ste. 180, Corpus Christi, TX 78401	361-888-0837	rebecca.rach@nuecesco.com
			Nueces County Housing Assistance	1757 Gollihar, Corpus Christi, TX 78416	361-851-9890	debra.thempson@uahmgt.com
	Harley Schmidt	Director	Search for Truth Mission	709 Waco St, Corpus Christi, TX 78401	361-882-4143	
	Robert Zamora	President	STSARS	905 Antelope St, Corpus Christi, TX 78401	361-882-9979	stsars@stsars.org
	Ralph Middlecamp	National President	Society of St. Vincent de Paul	801 S Reynolds St, Alice, TX 78332	361-661-1168	
	Kae Berry	Director	Timons Ministries	10501 S Padre Island Dr, Corpus Christi, TX 78418	361-937-6196	timonsministries@sbcglobal.net
			Corpus Christi VA Outpatient	5283 Old Brownsville Rd, Corpus Christi, TX 78405	361-806-5600	
	Stephen Simmons	Director	Veterans Affairs – HUD VASH	4646 Corona, Suite 250, Corpus Christi, TX 78411	361-854-9961	stephen.simmons@va.gov
	MaLinda Conway-Faugh	Executive Director	Wesley Community Center	4015 MacArthur St, Corpus Christi, TX 78416	361-880-8300	klfmcf@aol.com
	Frank Wilson	CEO	Women's Shelter (Purple Door)	813 Buford St, Corpus Christi, TX 78404	361-884-2900	fwilson@purpletx.org
	Kelly Addison	Director	Women's Shelter (Purple Door)	813 Buford St, Corpus Christi, TX 78404	361-884-2900	kaddison@purpletx.org
	Linda Reyes	will distribute to group	Texas RioGrande Legal Aid	3825 Agnes St, Corpus Christi, TX 78405	361-880-5400	lreyes@trla.org
	Jesse Elizondo	Chairman	Homeless Issues Partnership			jesse_elizondo@live.com
	MaLinda Faughn		Homeless Issues Partnership			klfmcf@aol.com
	Sophia Checa	Director	Texas Homeless Network	1713 Fortview Road, Austin, TX 78704		sophia@thn.org
	Mary Rycklik	Director	Texas Homeless Network	1713 Fortview Road, Austin, TX 78704		mary@thn.org
	Tiffany Hart	Systems Change Coordinator	Texas Homeless Network	1713 Fortview Road, Austin, TX 78704		tiffany@thn.org
City Staff and Housing	Rudy Bentancourt	Director, Housing and Community Development	City of Corpus Christi	1201 Leopard Street, Corpus Christi, Texas 78401	361-826-3021	rudyb@cctexas.com
	Daniel McGinn	Director, Planning	City of Corpus Christi	1201 Leopard Street, Corpus Christi, Texas 78401	361-826-7011	danielmc@cctexas.com
	Margie Rose	City Manager	City of Corpus Christi	1201 Leopard Street, Corpus Christi, Texas 78401	361-826-3220	margier@cctexas.com
	Keith Selman	Assistant City Manager	City of Corpus Christi	1201 Leopard Street, Corpus Christi, Texas 78401	361-826-3898	keithse@cctexas.com
	Nina Nixon-Mendez	Director, Development Services	City of Corpus Christi	2406 Leopard Street, Corpus Christi, Texas 78401	361-826-3276	ninam@cctexas.com

Corpus Christi, TX Five Year (2018-2022) CP Stakeholder Chart

Category	Name	Title	Organization	Address	Phone	Email
and Planning Departments; Public Works; Code Enforcement; Emergency Mgmt and Broadband	Keren Constanzo	Senior Planner, Planning	City of Corpus Christi	1201 Leopard Street, Corpus Christi, Texas 78401	361-826-3573	kerenc@cctexas.com
	Dan Grimsbo	Executive Director, Utilities	City of Corpus Christi		361-826-1718	dang@cctexas.com
	Gabriel Ramirez	Assistant Director, Water Quality	City of Corpus Christi		361-826-1202	gabrielr@cctexas.com
	John Byrum	Assistant Director, Wastewater	City of Corpus Christi		361-826-1876	johnbyr@cctexas.com
	Belinda Mercado	Director, MIS	City of Corpus Christi	1201 Leopard Street, Corpus Christi, Texas 78401		bmercado@cctexas.com
	Gene DeLauro	Building Official	City of Corpus Christi	2406 Leopard Street, Corpus Christi, Texas 78401	361-826-3025	gened@cctexas.com
	Bill Green	Assistant Director, Development Services	City of Corpus Christi	2406 Leopard Street, Corpus Christi, Texas 78401		billg@cctexas.com
	David Prado	Superintendent, Code Enforcement	City of Corpus Christi	1201 Leopard Street, Corpus Christi, Texas 78401		DavidP3@cctexas.com
	Billy Delgado	Emergency Management Coordinator	City of Corpus Christi	2406 Leopard Street, Corpus Christi, Texas 78401		BillyD@cctexas.com
	Christina Rodriguez	Emergency Management Specialist	City of Corpus Christi	2406 Leopard Street, Corpus Christi, Texas 78401		ChristinaRo@cctexas.com
Social Service Organizations	Mike Markle	Police Chief	City of Corpus Christi	321 John Sartain St, Corpus Christi, TX 78401		mikema@cctexas.com
	David Blackmon	Assistant Police Chief	City of Corpus Christi	321 John Sartain St, Corpus Christi, TX 78401		davidbl@cctexas.com
	Annette Rodriguez	Director, Health Department	City of Corpus Christi	1702 Horne Road, Corpus Christi, Texas 78416		annetter@cctexas.com
	Randy Paige	Fire Chief, Fire Department	City of Corpus Christi	2406 Leopard Street, Corpus Christi, Texas 78401		randyp@cctexas.com
	Kelly Quintanilla	President, Texas A & M Corpus Christi	Texas A & M Corpus Christi	6300 Ocean Dr., Corpus Christi, Texas 78412		kelly.quintanilla@tamucc.edu
	Ann Fierova	Director, DMC Small Business Development Center	Del Mar College	101 Baldwin Blvd CED 146, Corpus Christi, Texas 78404		afierova@delmar.edu
	Beatriz Hanson	Director	Coastal Bend Food Bank	826 Krill St, Corpus Christi, TX 78408		bhanson@feedingamerica.org
	Tom Tagliabue	Director, Intergovernmental Relations	City of Corpus Christi	1201 Leopard Street, Corpus Christi, Texas 78401		tomtag@cctexas.com
	August Alfonso	COO	Del Mar College	101 Baldwin Blvd, Corpus Christi, TX 78404		aalfonso@delmar.edu
	Mark Escamilla	President	Del Mar College	101 Baldwin Boulevard, Corpus Christi, Texas 78404		mescamilla@delmar.edu
	Delia Perez	Executive Admistrative Assistant	Del Mar College	101 Baldwin Boulevard, Corpus Christi, Texas 78404		dperez@delmar.edu
	Gina Sanchez	Interim Assistant Director, Parks	City of Corpus Christi	1201 Leopard Street, Corpus Christi, Texas 78401		ginas@cctexas.com
	Jay Ellington	Director, Parks (Meals on Wheels)	City of Corpus Christi	1201 Leopard Street, Corpus Christi, Texas 78401		jayell@cctexas.com
Additional Social Service Organizations	Jesus Hernandez	Social Manager and HMIS Administrator	Salvation Army	521 Josephine St, Corpus Christi, TX 78401	361- 884-9497	jesus.hernandez@uss.salvationarmy.org
	Gustavo Perez	Business Manager	Salvation Army	521 Josephine St, Corpus Christi, TX 78401	361- 884-9497	Gustavo.Perez@uss.salvationarmy.org
	Stephen Kazanjian	Vice President	Christus Spohn Health System	1702 Santa Fe, Corpus Christi, Tx 78404	361-881-3145	stephen.kazanjian@christushealth.org
			REFUGE OF HOPE	4035 Violet Rd., Corpus Christi, TX 78410		info@refugeofhopecc.org
			RONALD McDONALD HOUSE CHARITIES of CORPUS CHRISTI	3402 Fort Worth St, Corpus Christi, TX 78411		Office@corpuschristirmhc.org
	David Schroll	Executive Director	FAMILY COUNSELING SERVICE	3833 S Staples St, Suite S-203, Corpus Christi, TX 78411	361-852-9665	fcs@fcscb.org
	Jay Woodall		CORPUS CHRISTI MEDICAL CENTER – DOCTOR'S REGIONAL	3315 S Alameda St, Corpus Christi, TX 78411		jay.woodall@corpushealth.org
	James Hall	Director	NATIONAL ALLIANCE ON MENTAL ILLNESS – NAMI	P.O.Box 8558, Corpus Christi, TX 78468	281-300-3837	jahall2@hotmail.com
	General Email		NAMI	P.O. Box 300817,Austin, TX 78703		namigreatercorpuschristi@gmail.com
	Jay Ellington	Director, Parks (Meals on Wheels)	City of Corpus Christi	1201 Leopard Street, Corpus Christi, Texas 78401		jayell@cctexas.com
	Gina Sanchez	Interim Assistant Director, Parks	City of Corpus Christi	1201 Leopard Street, Corpus Christi, Texas 78401		ginas@cctexas.com

FY 2018- 2023 Five Year Consolidated Plan
Neighborhood Meeting
City of Corpus Christi, Texas
May 2, 2018

Agenda

I. Introduction

Welcome

II. FY 2018-2013 Five Year Consolidated Plan Overview

Overview of the Planning Process
Purpose of Plan
Timeframe for Completion
Estimated City Funding

III. Housing Needs and Priorities in the City

IV. Non-Housing Community Needs and Priorities

- Needs/Priorities within Neighborhoods
- Eligible CDBG/ESG/HOME Activities

V. Next Steps

VI. Conclusion

W:\CLIENT\TEXAS\Corpus Christi\Stakeholder Outreach\Draft Neighborhood Meeting Agenda.docx

City of Corpus Christi, Texas
~~2019-2023~~ Consolidated Plan
2018-2022

City Staff and Departments Meeting

Name (please print legibly)	Organization	E-mail Address & Phone Number
Keren Costanzo	City of Corpus Christi - Planning	KerenC@cctexas.com 361-826-3573
Belinda Mercado	City of CC - IT Dept	bmercado@cctexas.com 361-826-3732
Chris White	CCPD - Code Enforce	Christopherw@cctexas.com 361 774 7659
Billy Breedlove	CCPD - Operations	williamB@CCTexas.com 361-886-2682
Julio Chavez	~~[illegible]~~ - TRAFFIC ENG	FRANKC@CCTEXAS.com 361-826-3589
Ray Chong	CCTX - TRAFFIC ENGINEERING	raymondc@cctexas.com 361 826 3552
Marisa Alaniz	City of Corpus Christi ~~Marisaal@cctexas.com~~ Engineering Services	marisaal@cctexas.com 361-826-3526
Nina Nixon-Meade	CC DS	ninam@cctexas.com 210-863-6805

City of Corpus Christi, Texas
~~2019-2023~~ Consolidated Plan
2018-2022
Social Service Providers Meeting

Name (please print legibly)	Organization	E-mail Address & Phone Number
Jaime N. Barrera	TAMU-CC	jaime.nodarse@tamucc.edu
Robert Duffie	Del Mar College	rduffie@delmar.edu
Annette Rodriguez	Health Dept	annetter@cctexas.com
Sylvia De La Cerda	Coastal Bend Food Bank	Sdelacerda@feedingamerica.org
Tom Tagliabve	City of Corpus Christi	tomtag@cctexas.com
Kristal Padilla	Behavioral Health Center of Nueces County	kpadilla@bhcnc.org
Doug Hairgrove	Community Action Corporation of South Texas	doug.hairgrove@cacost.org (361) 207-1721 cell
MALINDA CONWAY FAUGHN	WESLEY COMMUNITY CENTER	KLFMCF@AOL.COM 361-739-8802 CELL
Patty Doty	Charlies Place Recovery Center	pdoty@ebadrc.org (361) 826-5363
Jesse Elizondo	HIP - Homeless Issues Partnership	Jesse_elizondo@live.com.

City of Corpus Christi, Texas
~~2019-2023~~ Consolidated Plan
2018-2022

Economic Development Meeting

Name (please print legibly)	Organization	E-mail Address & Phone Number
MIKE CULBERTSON	CCREDC	(361)882-7448 MCULBERTSON@CCREDC.com
IAIN VOBEY		
Arlene Medrano	City of CC	361-826-3356 arlenem@cctexas.com
Gilda E. Ramirez	United Corpus Christi Chamber	gilda@unitedcorpuschristichamber.com 361-881-1800 or 361-815-0957 (cell)
Paulette Kluge	CCCVB	pkluge@visitcorpuschristi.tx.org (361) 960-2090
Alyssa Barrera	CC Downtown Management District	alyssa@cctexasdmd.com (361) 882-2363

City of Corpus Christi, Texas
~~2019-2023~~ Consolidated Plan
2018-2022
Homeless Providers Meeting

Name (please print legibly)	Organization	E-mail Address & Phone Number
George Vela	CC Metro Ministries	gvela@ccmetro.org (361 887-0151)
K. Lewis	CCMM	KLewis@ccmetro.org 361-887-0151
Jesús Hernández	Salvation Army	Jesus.hernandez@uss.salvation.org (361) 884-9497
monica Salazar	The Salvation Army	monica.salazar@uss.salvationarmy.org
Melissa Escamilla	Endeavors	mescamilla@familyendeavors.org
Debra Arsuaga	C.C. Hope Center	darsuagaXXX@yahoo.com
Melissa Juarez	Corpus Christi Hope House	hopehousecc@mygrande.net
Sandy Lerma	CC Hope House	Sandylerma@gmail.com
Yiyi Dean	Catholic Charities Mother Teresa shelter	ddean@dioceseCC.org

City of Corpus Christi, Texas
~~2018-2023~~ 2018-2022 Consolidated Plan

Affordable Housing Providers Meeting

Date: _____ Time: _____ Group: _____

Name (please print legibly)	Organization	E-mail Address & Phone Number
Human Relations Admin. Sylvia V. Wilson	City of C.C: Human Relations Off.	SylviaW@cctexas.com
GARY Allsup	CC Housing Authority	gary.allsup@HACC.ORG

City of Corpus Christi, Texas
~~2019-2023~~ Consolidated Plan
2018-2022

Name (please print legibly)	Organization	E-mail Address & Phone Number
RICHARD THROOP	CORPUS CHRISTI ASSN OF REALTORS	361.991.8221 Richard@ccarmail.com
Caren Colmery Childers	Mortgage Financial Services	carenchildersDMSN.com
Glenda Witman	WITMYER COASTAL BEND PROPERTIES	glendawitman@ymail.com
JUDY FELGE	AHRI - Accessible Housing Resources Inc. 1537 Seventh St.	judyf@cbcil.org
Chloe Detson	Community Development Corporation of Brownsville	cdetson@cdcb.org
BART BRASELTON	Braselton Homes	bart@braseltonhomes.com 3619914710
Pastor ADAM CARRINGTON	Brooks A.M.E. Worship center in Hillcrest	brooksamec@hotmail.com 512 913-1275
Roger Canales	Prospera HCS	rogerc@prosperahcs.org 210-247-8192

Harbor Bridge (Hillcrest) 5/3/18
CAB mtg.

City of Corpus Christi, Texas
~~2019-2023~~ Consolidated Plan
2018-2022

Public Meeting 5:30 pm - 7pm
5:30 Pm

Name (please print legibly)	Organization	E-mail Address & Phone Number
STEPHEN CHRISTE, Sr.	Retired	361 993 3549
Pastor Adam T. Carrington	Brooks A.M.E. Worship Center Citizens Alliance for Fairness and Progress	brooksamec@hotmail.com 512 913-1275 361 452-6864
BARBARA MASON	CITIZEN ALLIANCE FOR FAIRNESS	1315 VAN LOAN 361-884-3414
Rebecca Stroisch	1801 Van LOAN Ave CC, TX 78407	Babilly1999@yahoo.com (361)548-7396
DONALD SHELTON	4213 OCEAN BLVD CC TX 78413	PH. (361) 8558388
VERL SHELTON	PROPERTY OWNER	4213 OCEAN BLVD CC TX 78413 PH 3618558388
DIONISIO Marquez	Del Richardson & Assoc. Inc. (DRA INC.)	dionisio.marquez@drainc.com 361-232-5083
Frank Jordan II	DRA Inc.	Frank.Jordan@DRAINC.com 361-232-5083

1st Corpus Christi Housing Authority (CCHA) Meeting

Stakeholder Meeting for the City of Corpus Christi's 2018-2022 Consolidated Plan
Held at the offices of the City of Corpus Christi
May 1, 2018 – 10:15 AM

The following notes provide an overview on public housing needs in Corpus Christi. Meeting was attended by Deborah Sherrill, Senior Vice President of Housing and Community Development.

- There are 1,714 total units: 1,314 have recently been converted to a Rental Assistance Demonstration (RAD) program. CCHA still has 400 public housing units remaining at LaArmada 2 (LA2). These are in the process of converting to RAD.
- 122 units were demolished at the DN Leather site (due to the future construction of the bridge).
- Residents were offered vouchers (to the elderly and families). 26-30 families moved to other CCHA units.
- CCHA receives Capital Funds (2015, 2016, and 2017) to address PH needs. CCHA will receive 2018 Capital Funds – only for rental assistance towards the RAD. Operating funds will be used for the gap through 2019.
- Housing Choice Voucher (HCV) Program: there are 1,154 HCVs as of 3/14/18.
- Preferences are done on a point basis (Deb will send info on preferences).
- Currently at maximum rent standards.
- Portability: not a major problem for CCHA.
- Prior staff conducted landlord orientation to address landlord concerns.
- Not enough Section 8 housing vouchers are accepted by landlords. Voucher holders have 60 days to find a unit. Another 30 days is often provided.
- LA2: 93 units were off-line for a long-time. 56 units are being rehabilitated. There were a total of 370 units at the site.
- Carbon Townhomes: a 128 unit tax credit project (60% and below). The 400 units surrounding the site are being integrated into the development (307 LA2 units less the 93 units being rehabilitated).
- There have been three tax credit projects completed in the last few years:
    - Carbon Townhomes: 128 PBVs
    - Hampton Port: rehabilitation of 110 units (PBVs-multi-family)
    - Sea Breeze Senior Apartments: 200 apartments (89 of the 2-bedroom apartments are PBVs)
- There are about 100 VASH vouchers available.
- No homeownership program currently exists
- A new in-fill program is being implemented. 18 lots have been purchased for affordable infill housing. Funds from the sale of the DN Leather site are being used for the purchase. Modular rental homes will be built on the sites. A mix of 2 and 3-bedroom units are planned. Section 8 will be permitted.

2nd Corpus Christi Housing Authority (CCHA) Meeting

Stakeholder Meeting for the City of Corpus Christi's 2018-2022 Consolidated Plan
Held on the 6th Floor Conference Room
May 1, 2018 – 1:30 PM

The following notes provide an overview on public housing needs in Corpus Christi. Meeting was attended by Gary Allsup, Chief Executive Officer, Corpus Christi Housing Authority.

- $3 million from the sale of the DN Leather site will be going towards renovation efforts. This project was formally public housing. No loss of affordable housing units occurred from the sale (122 units were demolished at the DN Leather site due to the future construction of the bridge).
- As a result of the demotion of DN Leathers, the Authority received 122 permanent vouchers. Of these, an estimated 20 households went elsewhere, but most residents remained in Corpus Christi. –
- Bluebonnet Gardens is a non-profit corporation under the direction of the Housing Authority whose purpose is to provide decent, safe and sanitary housing for low-income families in Corpus Christi.
- There are a dozen placement preferences done on a point basis. Point preferences include the following:
    - Residency, public housing demolition/disposition, veterans, homeless referrals, public housing displacement, elderly or disabled preference, length of time on wait list, and working families.
- CCHA doesn't require fair housing training for landlords. Still, the Housing Choice Voucher (HCV) department has quarterly meetings with current landlords to maintain open communication with landlords (and potential new landlords).
- Gary doesn't see using tax credits as a cost-effective way to develop additional affordable units.
- The FMR is $1,300-$1,400 per month. No close relationship between FMR and actual rents.
- The Housing Authority offers a mobility program: the goal is to teach people budgeting skills, home maintenance, etc.
- More vouchers are needed in opportunity areas.
- The City needs a condemnation process (poor housing stock). Old areas of town have not been rejuvenated.
- A land bank needs to be developed.

City Staff: Introductory Meeting

Stakeholder Meeting for the City of Corpus Christi's 2018-2022 Consolidated Plan
Held at the offices of the City of Corpus Christi
May 1, 2018 – 9:00 AM

The following notes provide an overview of housing and community development needs in Corpus Christi. Meeting participants included Rudy Bentancourt and Leticia Kanmore.

- The City would like to stress the "needs" aspect of the process. The City wants to better understand the housing and non-housing community development needs.

- <u>Priorities:</u>

1) Housing: rehabilitation and 1st Time Homebuyer still a high priority

2) Predevelopment costs

3) Infrastructure: housing and streets

4) Addressing homelessness: the program focus has shifted-due to regulatory changes-the City is looking at developing tiny houses as a potential future model.

  - The City does not generally fund public services other than senior services. Code enforcement and clearance are still high priorities for the city.
  - Would like to continue to prioritize senior services in the new Consolidated Plan.
  - In the past funds were used for public facility improvements (Boys and Girls Cubs, etc.) but Council wants to see something new-not just rehabilitation.
  - Park improvements were identified in the last CP, but Council wasn't interested. No RFP was released. De-emphasize parks in the next 5-year plan. .

- The City manager is still discussing implementing the AFH. This will have to be further discussed as the Plan is developed.

- Explanation of Type A funds:

  - The fund can be used for down payment assistance, building permits, other costs/fees/waivers. Can be used to write-down construction costs (1st mortgage).

  - Type A funds may run out soon. A Type B fund has begun. The fund is created through 1/8 of a cent sales tax.

- Most new housing in Corpus Christi is over $200,000-unaffordable. For the City's housing programs, most clients are being approved for homes in the $110,000 - $130,000 range.

- The City doesn't directly receive CDBG DR funds. Funds may be going to the Coastal Bend COG.

- Citizen Participation Plan: the local HUD office would like updates on the CPP.

- City Demolition and Rehabilitation:

    - 700 current housing rehabilitation loans are funded via Program Income (PI). On average, $30,000 to $50,000 is received monthly as PI from the program (impacts timeliness). Need to expend $600,000 soon to lower the timeliness problem.
    - There is a $20,000 cap on rehab loans-this may be moved up to $25,000.
    - Demolition is funded through PI.

- HOME Program: used to do grants-now loans (creates cash flow)
- Need to allocate CHDO funds-in a more creative manner.
- **The City Department of Human Services recently stopped funding transitional housing as part of its Supportive Housing Programs.** Transitional housing is a critical need for people beginning to stabilize after homelessness, providing them with low-cost shelter for up to 24 months as they save money for future permanent housing. However, the provision of transitional housing can be prohibitively expensive but is the most successful way to get homeless persons into long term, permanent housing.

City of Corpus Christi Economic Development Meeting

Stakeholder Meeting for the City of Corpus Christi's 2018-2022 Consolidated Plan
Held at the offices of the City of Corpus Christi
May 1, 2018 – 2:45 PM

The following notes provide an overview on economic development and its impact on housing needs and jobs in Corpus Christi. The meeting was attended by the following persons: Iain Vasey, Corpus Christi Regional Economic Development Corporation (CCREDC); Mike Culbertson, (CCREDC); Arlene Medrano, Pastor of Brooks AME Worship Center; Gilda Ramirez, United Corpus Christi Chamber; Paulette Kluge, Corpus Christi Convention and Visitor's Bureau; Alyssa Barrera, Downtown Management District.

Iain Vasey provided background information on the local economy:

  - Pre-2010: the economy was relatively stable. The economic generators included the port to ship crude oil, the oil refineries, and processing plants.
  - 2011: the economy began to change due to fracking. The plants generated $200-$300 million annually.
  - 2012: the plants generated over $1 billion. The industry will soon generate over $50 billion, in part because of the cracker plant (gas to liquid) that is being developed for $10 billion. In addition, the affordability of transporting shale/gas via rail to the port has helped the industry.

- Iain will provide a copy of a recent target industry study.
- 3-5,000 jobs being added to the economy annually which is causing housing demand and affordability issues
- 55% of the outbound crude for the entire country comes out of Corpus Christi-3rd largest in terms of tonnage.
- A recent housing study with a university shows a gap of 500-600 houses in the MSA (the MSA has three counties).
- Median housing prices have gone from $135,000 to $189,000 within the last few years (should be in the $140K range).
- A skills gap exists—need for those with specialized skills for the gas/pipeline industry and steel production.
- The gap is estimated to be 5,000 workers needed for these industries
- A portion of Type A funds are going towards workforce development
- Del Mar College is a partner in providing trained persons and tailored courses
- The Craft Training Center of the Coastal Bend provides courses in welding, pipefitting, and other industry skills. They were recently awarded $1.6 million to expand their programs.

Mike Culbertson:

- Employers are looking for a supply chain to fill the open jobs.
- Big need for additional housing for workers
- Goal: to improve the downtown to draw in younger people
- A shortage of multi-family framers exists. So much demand exists in Austin and Houston that construction labor is difficult to find.

Alyssa:

- She will provide copies of a Downtown Investment Plan and Strategic Plan that provides good background information.
- Opportunity Zones: there are 4 of them in Corpus Christi-primarily downtown.
- Trying to bring tourism to the community-negative perception vs. reality.
- Lots of panhandling exists-the large number of homeless persons downtown are attracted to the available social services.
- There are 11,000 hotel rooms-finding employees for the hotels is difficult. Many apartment complexes that housed lower wage worker were destroyed in the hurricane.
- Market rate housing isn't incentivized.
- Tiny homes have been discussed as one solution to homelessness. "Community First" in Austin is a model chronic homelessness community the City of Corpus Christi is exploring

City of Corpus Christi Human Relations Division Meeting

Stakeholder Meeting for the City of Corpus Christi's 2018-2022 Consolidated Plan
Held at the offices of the City of Corpus Christi
May 1, 2018 – 1:30 PM

The following notes provide an overview on needs in Corpus Christi. Meeting was attended by Sylvia Wilson, City of Corpus Christi Human Relations Administrator.

- The Human Relations Division is a HUD certified fair housing and EEOC agency. The office has HUD and EEOC contracts. The office handles employment, housing, and public accessibility (ADA) complaints.
- Substandard condition of housing is a big issue.
- The office has considered conducting testing but has not done so at this point.
- There are many requests for reasonable accommodation.
- Renters are responsible for modifications but the unit must be returned to its original condition when vacated.
- The City recently (2-3 years ago) passed a minimum standard criteria.
- In 2011, there were 147 cases, with 50% based on disability issues (wide range of ages-young and old). Many of these cases were a result of a denial of reasonable accommodation (many were support animal cases).
- Half of the cases closed via reconciliation. The cases were citywide.
- The agency conducts an annual training for apartment associations. Many companies participate-over 100 last year.
- Free outreach is available for at CCHA-such as managing service animals and sexual harassment.
- 30 fair housing trainings are conducted each year, covering topics such as fair housing and ADA accessibility. There are 5 people on staff to manage the trainings and compliance.

City of Corpus Christi Affordable Housing Providers Meeting

Stakeholder Meeting for the City of Corpus Christi's 2018-2022 Consolidated Plan
Held at the offices of the City of Corpus Christi
May 2, 2018 – 1:30 PM

The following notes provide an overview on affordable housing needs in Corpus Christi. Meeting was attended by a number of affordable housing developers and providers.

1. CDC of Brownsville – River Valley

- The CDC builds 150-200 homes per year (Energy Star)
- Originator (home loans)
- Difficult to get private developers interested in developing affordable housing

2. Accessible Housing Resources Inc.

- Coastal Center for Independent Living is a resource for persons with disabilities in the region
- Displacement of persons from other regions who move to Corpus Christi is an issue

Local housing market conditions:

- Lack of accessible and decent rental housing
- For 30 years in a row, with the exception of 2009, housing prices have increased in the city.
- There has been a 6% increase in housing prices since 2016 with the average sale price being $192,000.
- Additionally, median income down over the last 10 years (i.e. housing prices are rising but incomes declining).
- $187,000 and lower is the price point for current housing. However, there is a need for additional housing stock in the $150,000 range which would considered to be affordable. However, builders not interested or can't build at the lower price point
- Evictions have become a major issue for low income renters
- The City Type A Fund has had some success supporting housing developments in the $110,000-$120,000 range. The Type A fund was developed in large part to get hotels and hospitals constructed.
- No organized affordable housing effort exists. No city leadership on the housing affordability issue. The housing stock is older and the goal should be to "resupply" the market.
- A recent affordable housing development in the $150,000-$160,000 stalled.
- A need exists for additional affordable rental housing
- No program exists from the city that reduces fees – the effort stalled. Land costs are a big issue-the city could waive fees.
- NIMBYism is a major factor for affordable housing development – workforce housing isn't as accepted a term
- Insurance costs are an issue (wind storm certification costs) and floodplain insurance
- Sales prices aren't public record in Texas (MLS data)
- Medium household income has declined. $51K currently
- The policy side of affordable housing is the problem

- $950 average rental costs – 3rd highest in the state
- 56% of homeowners rent out their homes which contradicts the census data
- $2 million sitting in the Type A fund for housing – regulations are a barrier. Lack of capacity in the City.
- People moving from the Hillcrest neighborhood due to the bridge project can't find new homes- even with federal money to relocate.

City of Corpus Christi CoC Homelessness Meeting

Stakeholder Meeting for the City of Corpus Christi's 2018-2022 Consolidated Plan
Held at the offices of the City of Corpus Christi (basement)
May 2, 2018 – 8:30 AM

The following notes provide an overview on homelessness and social services in Corpus Christi. The meeting was attended by the following persons: Jesus Hernandez, Salvation Army; George Velo, Corpus Christi Metro Ministries; K. Lewis, Corpus Christi Metro Ministries; Monica Saldzar, Salvation Army; Melissa Escamilla, Endeavors; Debra Arsuaga, Hope House; Melissa Juarez, Hope House; Sandy Lerna, Hope House; Yiyi Dean, Catholic Charities-Mother Theresa Shelter.

Family Endeavors:

- Funded through the HUD VASH program
- Works with the City on the ESG program
- Fewer affordable housing units available: $900 for a 1 bedroom in the Ingleside community north of Corpus Christi, for example
- Programming is funded, in part, through a VA grant
- Few landlords seem to take vouchers, even for veterans
- Rapid Rehousing: includes housing stabilization and employment searches.-Wrap-around services, including case management, are key.
- Multiple issues exist: drug addiction, mental health problems, etc.
- Clients are identified through field work, walk-ins, VA centers, and area agencies
- The number of homeless persons, and homeless veterans, tends to pick-up in the summer
- Need appropriate housing – apartments are often not an option due to high cost issues. Lack of affordable housing.
- Landlords wait 3-4 months for eviction – barter system
    - Recertify on the 75th day just to maintain stability
- "Frequent flyers" – people who know the system → system allows recycling
- Coordinated entry program should help to end the recycling
- Homeless prevention: people tend to come back into the system

Corpus Christi Metro Ministries:

- Provides five programs: a food pantry/cafeteria, a medical clinic, transitional housing for homeless women and women with children, a screening and intake center for social services, and a transitional housing program for homeless men with mental and/or physical disabilities, and the elderly.
- Issue: the uninsured population often don't qualify for Medicaid / Medicare
- 16 beds in facility
- Need case management
- Work on self -assessment /goal setting with homeless clients

Salvation Army:

- Began as the site for the Coordinated Entry System (CES) on April 23rd.

- The CES is just beginning in Corpus Christi-the Salvation Army is the site.
- Housing First-trying to place people within the first 30-60 days.
- Need more funding for emergency shelters – maintenance – short term
- Salvation Army is at capacity –many have nowhere else to go
- Dad's with children is an issue (single dads and moms)
- Older population – mix of population – loss of jobs (income / divorce (child support)
- Raising private money for a new shelter
- Clients don't have to be employed (expectations)
- CoC Rapid Rehousing is a focus
- Housing First: 1st year (supposed to replace transitional)
- Assist with 30% of housing costs → still working with families

Catholic Charities/ Mother Teresa Shelter, Inc.

- Primarily private funds are used to provide homeless services
- Some state money is received for homeless assistance and prevention
- Difficult finding affordable housing
- Catholic Charities took center stage during hurricane on recovery efforts and partnered with FEMA
- $1,350 for a 3 bedroom (Fair Market Rate) in 2017
    - $1,599 after the hurricane
- Approved HUD housing counseling
- 98.6% occupancy rate for rental in the City-very high (from 78.8% just last year).
- Many apartments are uninhabitable
- Families are often doubling-up.
- Overcrowding is occurring-often 5 families in a two-bedroom unit.
- Works with Men's Warehouse – prepare homeless for interviews, resumes
- Lack of funding – going to get worse
- Talk about shifting shelters to outside of the city
- Properties are available for revitalization

In Bayside /Rockport Areas:

- Few one -bedroom apartments available
- Many trailers were destroyed – pushed people into Corpus Christi from outlying areas
- In the Ingleside neighborhood: a 2 bedroom goes for at least $1,200 per month

- Developers haven't attended the fair housing events

VASH Program

- Average of $1,300 for a 2 bedroom (only get $990 since it is the FMR)
- Some complexes won't work with the program – slow payments from the federal government
- 63% of income being paid for housing + utilities (families)
- 3 huge projects were demolished for the bridge project (122 demo.)
- Difficult to find qualified employees: cost of housing – hiring has been an issue

- Background issues – ex-offenders– can be difficult for veterans to get hired
- VA doesn't permit transitional housing – lots of recidivism; people not ready for permanent housing

Discharge Planning

- Drop-off from hospitals to shelter-limited adherence to discharge planning protocol

Homeless Issues Partnership (HIP)

- HIP is a Corpus Christi's Homeless Coalition
- Meets on a monthly basis to discuss homeless issues in the area, services offered by agencies, barriers which are faced
- Transitional housing needed but deemphasized by HUD

Domestic Violence (DV):

- Both male and female survivors
- Emergency housing – not enough family housing in shelters – seeing more families
- Many don't want to leave –need more services
- "Purple Door" – was a women's shelter
- Catholic Charities considered developing housing – red tape barriers – made difficult – couldn't find places to locate the shelter.

City of Corpus Christi Social Services Meeting

Stakeholder Meeting for the City of Corpus Christi's 2018-2022 Consolidated Plan
Held at the offices of the City of Corpus Christi
May 2, 2018 –10:15 AM

The following notes provide an overview on social service needs in Corpus Christ. Meeting attended by various social service agencies (sign-in sheet attached)

1. Coastal Food Bank

- Few bus stops to get to the pantry
- Transportation is a problem – lack of density that limits walkability
- Current zoning / ordinances don't encourage high density – limits infill
- More need exists
- Opened a pantry for students at Texas A & M
- Diabetes is an issue – nutrition program includes an education component
    - RN on staff that helps with training- one of the few food banks that offers this service
- Backpack program for weekend food (for kids)
- Distribute via trucks to 11 counties
- Just bought 1 truck to expand – currently have off-site storage – need to enlarge – limited storage
- USDA commodities – large co. donations (Walmart / Sams Club/ Naval bases)
- Over 160 agencies in 11 counties
- Harvey was the largest disaster – FEMA – assisted with disaster
- Worked with sheriff's department to distribute food
- Looking for back-up warehouses – none identified yet
- Limited sustainability and resources

3. Del Mar Community College:

- STEM a missing component in the high school curriculum – concentrating to fill gap; processing plants need skilled employees – outreach
- Discussion are underway about a Southside campus – academic and STEM building; Working with an architect
- Mass transit is an issue – no current services – discussions with RTA to include a bus stop
- Large recreation park exists – positive for attracting people - destination park

4. Texas A & M

- Craft Training Center is a good partner to train local workers for jobs in local industries
- Need paid interns (may have done a couple of internships – need to retrain students)
- Improving the downtown is key; need a more active downtown – no synergy exists
- Space is a premium (and was gifted by the City)
- There is talk about a downtown satellite branch – in discussion with the City (art space, business incubator)

- College readiness – test scores are low-remediation courses are needed (more than 50% of ?? come from outside of CC – mostly Hispanic – 1st generation)
- Schools teach to the test

5. Health Department

- Have not tracked Lead Based Paint (LBP) – 15 years ago –but not recently
- Hepatitis C – huge increase: homeless population TB testing / flu vaccine
- HIV/AIDs Department that collects data and provide information to the state health department
- Provide tokens for buses
- Mobile clinics exist
- Memorial Hospital is closing their old facility and relocating. The move will impact area clients- particularly those with mental health issues

- Affordable Housing is a major need
- Increasing insurance cost have negatively impacted the affordability of housing
- Newer houses must meet new wind code (+20% more in construction costs)
- New flood maps – will increase costs and expand the area which are considered floodplain

- Nueces County just had 9 CTs designated as "Opportunity Zones" (8 out of 9 are in Corpus Christi

6. Charlie's Place Recovery Center:

- Drug and alcohol recovery center – residential out-patient
- 14 funders
- Sources of funding for care include Medicaid, VA (Homeless Program)

7. Homeless Issues Partnership (HIP)

- People come from out of state who think work options exist – end up getting stuck
- Large number of people work in basic, minimum wage jobs
- Many families are one paycheck away from homelessness
- Need to look at Rapid Rehousing
- Need transitional housing

8. Behavioral Health Center of Nueces County

- SSI averages $750 per month– very limited resources
- Wrap around services works – drug and alcohol counseling, job /skills
- Work with large apartment complexes to place clients
- 2nd & 3rd generations of families in need- a new issue

ANUNCIO DE LA REUNIÓN DEL VECINDARIO
PLAN DE ACCIÓN CONSOLIDADA DE CINCO AÑOS

La Ciudad de Corpus Christi se encuentra actualmente en el proceso de preparación de su próximo Plan Consolidado de Cinco Años. El Plan Consolidado de Cinco Años es un requisito para la asignación anual de fondos de la Ciudad de Subsidio de Desarrollo Comunitario (CDBG), Programa de Asociación de Inversiones (HOME) y Concesión de Soluciones de Emergencia (ESG), fondos a través del Departamento de Vivienda y Desarrollo Urbano de los Estados Unidos (HUD). El Plan Consolidado servirá como un plan para el gasto de estos fondos federales en la Ciudad de Corpus Christi desde el 1 de octubre de 2018 hasta el 30 de septiembre de 2023.

El alcance a las partes interesadas locales de desarrollo de la vivienda y la comunidad, las organizaciones de servicios sociales y los ciudadanos es un elemento clave para el proceso de desarrollo del plan. Estas reuniones ayudan a identificar las necesidades de vivienda y desarrollo comunitario y establecer prioridades para la financiación de HUD durante los próximos cinco años.

la Ciudad está llevando a cabo una reunión del vecindario para obtener aportes de la comunidad sobre vivienda y necesidades de desarrollo comunitario dentro de la Ciudad de Corpus Christi. La reunión ocurrirá el:

miércoles, 02 de mayo de 2018 de 5:30 a 7:00 p.m.

Localidad: **Corpus Christi City Hall**
1201 Leopard Street
6 ° sala de conferencias
Corpus Christi, TX 78401

Para obtener más información, por favor contactar:

Leticia Kanmore 361-826-3816 (leticiak@cctexas.com)

EQUAL HOUSING OPPORTUNITY

FIVE YEAR CONSOLIDATED ACTION PLAN
NEIGHBORHOOD MEETING ANNOUNCEMENT

The City of Corpus Christi is currently in the process of preparing its next Five Year Consolidated Plan. The Five Year Consolidated Plan is a requirement for the City's annual funding allocation of Community Development Block Grant (CDBG), HOME Investment Partnerships Program (HOME) and Emergency Solutions Grant (ESG) funds through the U.S. Department of Housing and Urban Development (HUD). The Consolidated Plan will serve as a blueprint for the expenditure of these federal funds in the City of Corpus Christi from October 1, 2018 to September 30, 2023.

Outreach to local housing and community development stakeholders, social service organizations and citizens is a key element to the plan development process. These meetings help to identify housing and community development needs and establishing priorities for HUD funding over the next five years.

Therefore, the City is holding a neighborhood meeting to obtain input from the community on housing and community development needs within the City of Corpus Christi. The meeting will occur on:

Wednesday, May 2, 2018 between 5:30-7:00pm

Location: **Corpus Christi City Hall**
1201 Leopard Street
6th Floor Conference Room
Corpus Christi, TX 78401

For more information, please contact:

Leticia Kanmore 826-3816
(leticiak@cctexas.com)

EQUAL HOUSING OPPORTUNITY

City of Corpus Christi City Departments Meeting

Stakeholder Meeting for the City of Corpus Christi's 2018-2022 Consolidated Plan
Meeting held at the airport
May 3, 2018 – 2:45 PM

The following notes provide an overview on needs within various city departments in Corpus Christi Meeting attendees were from various city departments. See attached sign-in sheet.

City Departments:

1. Engineering Department:

- The department manages ADA projects
- Plan to apply for sidewalk funds. Need sidewalks around schools – major issue – joint agreement with schools is underway. There have been a number of complaints in the Sunnybrook area.
- Safe Routes to schools is another effort underway (working with the Corpus Christi Metropolitan Planning Organization (MPO) on this effort).
- Trying to create connectivity – lack of money is an issue
- Mobility Corpus Christi: forum to create a safe environment.
- Safety is a big issue – highest road fatality rate occurred this past year
- Drainage is also an issue.

2. Director of Development Services:

- A Hazard Mitigation Grant program was recently approved by the governor. Funds will be matched with state CDBG funds. $10 billion in CDBG DR funds to Texas (via Army Corps of Engineers)
- A core group is working on submitting a list of projects to access funds
- The local COG is working on allocations

3. Long Range Planning

- A better emergency operations center is one of the greatest needs;
- Power issues for city buildings was a major problem during the hurricane
- Pumping stations malfunctioned – waste water problems and flooding resulted
- Greenwood Treatment Plant issues – unintended releases of unprocessed waste resulted
- Implementation of the Corpus Christi 2035 Plan is currently underway
- Lack of Community Development Corporations (CDCs) is an issue – would help in implementing the housing section of the Comprehensive Plan.
- Homeland Security grants are available for bomb squads-specialty units. Crime control district funds have been received.
- Housing costs have gone up-both rental and for sale units
- Households are in debt-which limits housing security and housing options

- A shadow housing market exists: statistics show 66% owner-occupied housing-but the statistics don't reflect the actual market

4. IT Department

- Poor broadband access in the city. An aging system that is being replaced over the next 4 years – moving towards a cellular system. Currently in the planning stages.
- A Del Mar College initiative to expand broadband is on hold (started3 years ago)
- Libraries are a potential avenue to expand broadband in the city
- Fiber location: 2 current hotspots (downtown –and at Waters Edge)
- Existing equipment is dated
- Push to do broadband – push for private approach
- Need to beef up community centers and libraries
- Texas A & M is a good collaborator

5. Code enforcement /Patrol /Emergency Management

- Code and crime reduction: are an ongoing need
- CDBG funds are used to abate code deficient properties
- Removal of blight is an ongoing need
- Drugs + mental health issues are prominent in the community
- Surveillance needs to occur in some of the "dead zones" – no fiber cable exists in same areas (an ongoing issue)

City of Corpus Christi: Hillcrest/CAB Meeting

City of Corpus Christi's 2018-2022 Consolidated Plan
Neighborhood meeting conducted at the Oveal Williams Senior Center
May 3, 2018 – 5:30 PM

The following notes provide an overview on needs was identified area residents and stakeholders. See attached sign-in sheet.

- 340 cards (invitations) were send out to area residents to get input (in addition to the ad in the paper)
- The role of the city in the process is to provide a gap financing program
- Bridge meeting: after 3 years-there is a threat of eminent domain. The goal is equity. The current 3-year agreement ends on December 2019.
- $6 million in mitigation funds came from the bridge project
- Goal: use CDBG funds to augment the mitigation funds
- Habitat for Humanity is involved in the area-need people to apply-currently building 4 houses
- The Harbor Bridge project is a $1 billion dollar project
    - A $100 million (10%) set-aside exists for MBE/WBE businesses. The funds could help small businesses (big need)
- $50 billion will be invested north of Corpus Christi (new Exxon plant near Rockport)
    - Employment and contracting opportunities will result
    - Corpus Christi needs to leverage the investment

City of Corpus Christi: Conference Call

Stakeholder Meeting for the City of Corpus Christi's 2018-2022 Consolidated Plan
Conference call conducted at City Hall
May 3, 2018 – 1:30 PM

The following notes provide an overview on needs was identified by Texas Rio Grande Legal Aid (TRLA). Meeting participants included Carmen Garcia and Rachel Zummo.

- TRLA provided comments to the City on the recently completed Assessment of Fair Housing (AFH).
- The impact of Hurricane Harvey exacerbated the existing affordable housing shortage
- Don't use the data sets in the state's Needs Assessment section of the Action Plan.
- Need to look at the local impact of Hurricane Harvey (if data is available)
- Need to increase affordable housing in high opportunity areas – the public housing is very segregated (LaArmada as one example).
- Future funds shouldn't perpetuate segregation
- RAD conversion: include CCHA decisions in plan
- An infill housing program is needed
- TRLA worked with DN Leather residents. It was difficult to find replacement housing for residents. Need to provide tracking to measure success.
- Fair housing mobility counseling: Provide mobility counseling to include educating Section 8 participants in the mobility of their voucher assistance and the benefits of locating in higher income and opportunity areas
- Landlord /tenant counseling is needed by the city to enforce housing laws
- Consider Corpus Christi transportation issues – north / south – difficult pattern – study improved methods for access to high opportunity areas
- Consider impact of school locations and protected classes
- Fair Housing enforcement – the city should encourage fair housing education and enforcement – more money for fair housing services
- Environmental justice issues – many low-income neighborhoods close to refineries – need buffer zones between the neighborhood and the refineries
- Consider buyouts in certain areas
- Public engagement: survey + outreach materials: more outreach should occur in Spanish
- Analyze needs of each income group – (MFI by income tier)
- Target housing goals by housing category (0-30%, etc.)
- Report progress in CAPER by category
- Examine track record; need to use city funds to track progress
- HUD will not provide CDBG DR funds to Corpus Christi-the COG will provide via HUD
- Fair housing criteria could be used to evaluate awarding of LIHTC funds / apps.

City of Corpus Christi: Public Meeting

City of Corpus Christi's 2018-2022 Consolidated Plan
Public meeting conducted at City Hall, 6th Floor Conference Room
May 2, 2018 – 5:30 PM

The following notes provide an overview on needs as identified by one attendee: Stephen Ondrejas.

- Need capacity building for neighborhood associations on financial management and outreach.
- No organized community groups exist in the city; HOAs exist-but no community organizations
- Need to reach out to stakeholders to have a comprehensive approach to community development
- Need to include area foundations, and the philanthropic community, in addition to realtors and religious organizations
- to the Hillcrest community and the bridge project
- Need an Affordable Housing Collaborative
- Need to build new housing for disabled veterans; Veterans need help with simple home modifications; some local companies have offered contributions
- Need to get costs for veterans down to $300-$400 per month for rent-many vets. are on a very limited income.

CORPUS CHRISTI
Caller Times | caller.com

> Ad Proof

Sales Rep: Erin Duffy (GW52) Phone: Email:

> Account Information

Date: 05/14/18

Account Number: 172983 (CC18438)

Company Name: CITY OF CORPUS CHRISTI

Contact Name: 361-826-3206 Rebecca Serna

Email: rebeccas@cctexas.com

Address: PO BOX 9277, CORPUS CHRISTI, TX, 78469-9277

Phone: (361) 826-3672 Fax: (000) 000-0000

> Insertion Information

This is a proof of your ad scheduled to run on the dates indicated below.

Please confirm placement prior to deadline by contacting your account rep at .

Ad Id: 2016143 P.O. Number: Total Cost: $1,440.45

Tag Line: NOTICE TO THE PUBLIC HOUSING AND COM

Start Date: 05/20/18 Stop Date: 05/20/18

Number of Times: 1 Class: 16100 - Legal Notices

Publications: CC-Corpus Christi Caller-Times, CC-Internet - caller.com

> Ad Proof

I agree this ad is accurate and as ordered.

Thank you for your business. Our commitment to a quality product includes the advertising in our publications. As such, Gannett reserves the right to categorize, edit and refuse certain classified ads. Your satisfaction is important. If you notice errors in your ad, please notify the classified department immediately so that we can make corrections before the second print date. The number to call is 361-883-1111. Allowance may not be made for errors reported past the second print date. The Corpus Christi Caller-Times may not issue refunds for classified advertising purchased in a package rate; ads purchased on the open rate may be pro-rated for the remaining full days for which the ad did not run.

MULLIN & LONERGAN ASSOCIATES INCORPORATED

Whitney Finnstrom <whitneyf@mandl.net>

Public Hearing 6-5-18 sign in sheets and notes

4 messages

Leticia Kanmore <LeticiaK@cctexas.com> Wed, Jun 6, 2018 at 6:53 PM
To: Whitney Finnstrom <whitneyf@mandl.net>
Cc: Bill Wasielewski <billw@mandl.net>, Rudy Bentancourt <RudyB@cctexas.com>

Hi Whitney,

Please see attached sign in sheet for public hearing held on 6/5/18. Only 2 residents showed up to the meeting. However, they had much to say and stayed until 705 pm. See notes below:

Stephen ONdreas

the City should incorporate in their plan the following 3 initiatives:

1. Development of a Capacity Building to empower local groups. The building would have people available to offer grant writing; business planning; research; etc., Groups will then formalize to lead neighborhood and redevelopment initiatives.
2. comprehensive Housing for community study/plan for all housing level needs, from addressing homelessness, to low low, low, low to moderate, etc.,
3. Veteran Housing initiatives-Housing Adaptation Grant-is anyone pursuing this? and why not?

Judy Telge

1. Issues with survey monkey, if she went back it kicked her out. Is there a way for her to print her responses? How can you tell it was received on your end and/or how confirm comments will be incorporated into plan. If not incorporated, would there be a separate section for such comments in the plan? If not, there should be and maybe taken into account for next year annual plan.
2. Why has the CITY not participated more with TBRA vouchers? The ones in most need of housing need them most and it is a CDBG eligible expense.
3. The CITY needs to do more in terms on emergency management planning in terms of flood areas and mitigation of people who come to Corpus Christi after disasters in their community. The CITY did not have a plan for people from outlying communities after Hurricane Harvey.
4. Desperate need for local Community Development Corporation to assist with affordable housing.
    a. Can be catalyst
    b. Can help with neighborhood groups or other non profits
5. Need to have conversation about what is defined as affordable housing and at what capacity? Rental housing should also be taken into account.
    a. What is the CITY doing about this? There is no future plan
    b. Invest in a CITY wide housing study and analysis to lay the foundation
    c. Identify vacant lots and buildings and what can be done with them in terms of housing.
    d. Land Trust Bank

I will check with my coworker tomorrow and see if I left anything out.

Let me know if you have any questions.

thanks

Leticia

Leticia Kanmore, MPA

Housing and Community Development Administrator

Housing and Community Development Department

1201 Leopard Street

P.O. Box 9277

Corpus Christi, Texas 78469

Office: 361-826-3816

Fax: 361-826-3005

leticiak@cctexas.com

Public Hearing 6-5-18 sign in sheet.pdf
38K

Whitney Finnstrom <whitneyf@mandl.net> Thu, Jun 7, 2018 at 10:17 AM
To: Leticia Kanmore <LeticiaK@cctexas.com>
Cc: Bill Wasielewski <billw@mandl.net>, Rudy Bentancourt <RudyB@cctexas.com>

Thanks, Leticia. I'll include the sign-in sheet and notes in the document (and as an attachment for the Citizen Participation section).
Thanks,
Whitney
[Quoted text hidden]
--
Whitney Finnstrom, AICP
Housing and Community Development Specialist

MULLIN & LONERGAN ASSOCIATES INCORPORATED

800 Vinial Street, Suite B-414
Pittsburgh, PA 15212
(412) 323-1950
Website: www.mandl.net

Leticia Kanmore <LeticiaK@cctexas.com> Thu, Jun 7, 2018 at 10:21 AM
To: Whitney Finnstrom <whitneyf@mandl.net>
Cc: Bill Wasielewski <billw@mandl.net>, Rudy Bentancourt <RudyB@cctexas.com>

Thank you Whitney. I believe that is all the input we will have up to this point and it appears THN already chimed in as well correct?

thanks

Leticia

From: Whitney Finnstrom [mailto:whitneyf@mandl.net]
Sent: Thursday, June 07, 2018 9:18 AM
To: Leticia Kanmore <LeticiaK@cctexas.com>
Cc: Bill Wasielewski <billw@mandl.net>; Rudy Bentancourt <RudyB@cctexas.com>
Subject: Re: Public Hearing 6-5-18 sign in sheets and notes

[Quoted text hidden]

Whitney Finnstrom <whitneyf@mandl.net> Thu, Jun 7, 2018 at 12:01 PM
To: Leticia Kanmore <LeticiaK@cctexas.com>
Cc: Bill Wasielewski <billw@mandl.net>, Rudy Bentancourt <RudyB@cctexas.com>

Yes- I believe we have everything we need from THN but I will double-check.
Thanks,
Whitney
[Quoted text hidden]
[Quoted text hidden]

FY2018-FY2023 Consolidated Action Plan

Public Hearing

Tuesday, June 05, 2018

Name	Organization	Email and Telephone Number
Stephen Andreias	Self-Employ	361-993-8549
Letricia Kanmore	HCD	letidiak@cctexas.com
Norma Ramirez	HCD	normara@cctexas.com
JUDY TELGE	CBCIL/AHRI	judyt@cbcil.org/ 361-883-6397

Community Needs Survey

Introduction

The City of Corpus Christi is in the process of preparing its Five-Year Consolidated Plan for submission to the U.S. Department of Housing and Urban Development (HUD) and we have engaged the firm of Mullin and Lonergan to assist us in this endeavor. The Consolidated Plan will serve as a blueprint for the expenditures of federal funds in the City of Corpus Christi from October 1, 2018 to September 30, 2023.

As part of this five-year planning process, the City of Corpus Christi is required to identify the housing and community development needs for low-moderate income persons and households, as well as persons with special needs such as disabilities, substance abuse, mental illness, HIV/AIDS, the elderly, etc. Your participation in this planning process is important if the City is to develop an accurate strategy that addresses the priority needs of these groups and individuals.

A draft plan will be available for public display on or about June 13, 2018.

Please complete the survey by June 5, 2018 so that your voice is heard.

Haga clic aquí para el español.

* 1. Please select the category that best represents you

- ◯ Resident
- ◯ Stakeholder (social service provider, neighborhood organization, advocate, economic development organization, housing and planning, emergency management, etc.)

Community Needs Survey

Community Needs Questions

This section of the survey focuses on identifying the level of need for different housing, economic development, and community development categories. For each item, rate the need as "Low," "Medium," or "High." Use the comment boxes to indicate additional needs or to comment on your selections.

2. In your opinion, what priority should be assigned to each of the following housing activities?

	Low	Medium	High
Homebuyer Assistance	○	○	○
Rental Assistance	○	○	○
Owner-Occupied Housing Rehabilitation	○	○	○
Rental Housing (new construction)	○	○	○
Rental Housing (rehabilitation)	○	○	○
Transitional Housing	○	○	○
HIV/AIDS Housing	○	○	○
Senior Housing	○	○	○
Housing for Persons with Disabilities	○	○	○
Housing for Larger Families	○	○	○
Lead-based Paint Removal	○	○	○
Fair Housing Services	○	○	○
Homebuyer/Homeowner Counseling	○	○	○
Energy-Efficiency Improvements	○	○	○
Historic Preservation	○	○	○
Demolition of Blighted Structures	○	○	○
Homeless Initiatives	○	○	○

Include other activities or provide additional comments.

3. In your opinion, what priority should be assigned to each of the following economic development activities?

	Low	Medium	High
Workforce Development Programs	○	○	○
Job Creation/Retention	○	○	○
Start-up Business Assistance	○	○	○
Small Business Loans	○	○	○
Commercial/Industrial Rehabilitation	○	○	○
Business Mentoring	○	○	○
Literacy Programs/GED Preparedness	○	○	○
Vocational Training / Programs	○	○	○

Indicate other economic development activities or provide additional comments.

4. In your opinion, what priority should be assigned to each of the following special needs and services activities?

	Low	Medium	High
Services for Persons with Disabilities	○	○	○
Residential Accessibility Improvements for Persons with Disabilities	○	○	○
Public Facility Accessibility Improvements for Persons with Disabilities	○	○	○
Emergency Shelters	○	○	○
Homeless Services	○	○	○
Mental Health Services	○	○	○
Substance Abuse Services	○	○	○
Foster Youth Services	○	○	○
Youth Transitioning Out of Foster Care	○	○	○
HIV/AIDS Services	○	○	○
Domestic Violence Services	○	○	○
Elderly Services	○	○	○
Veterans Services	○	○	○
Hunger and Nutrition Services	○	○	○

Indicate other needs or provide additional comments.

5. In your opinion, what priority should be assigned to each of the following neighborhood commercial district revitalization activities?

	Low	Medium	High
Building Facade (Exterior) Improvements	○	○	○
Historic Preservation	○	○	○
Sidewalk Improvements	○	○	○
Street/Alley Improvements	○	○	○
Street Lighting	○	○	○
Streetscape Improvements	○	○	○
Parking Improvements	○	○	○
Demolition of Blighted Structures	○	○	○

Indicate other activities or provide additional comments.

6. In your opinion, what priority should be assigned to each of the following community facilities?

	Low	Medium	High
Community Centers	○	○	○
Senior Centers	○	○	○
Childcare Centers	○	○	○
Substance Abuse Centers	○	○	○
Employment Centers	○	○	○
Healthcare Facilities	○	○	○
Mental Health Facilities	○	○	○
Parks & Recreation Facilities	○	○	○

Indicate other needs or provide additional comments.

7. In your opinion, what priority should be assigned to the following public infrastructure projects?

	Low	Medium	High
Sanitary Sewer System Improvements/Extensions	○	○	○
Water System Improvements/Extensions	○	○	○
Water and Wastewater Treatment Facilities	○	○	○
Storm Sewer Projects	○	○	○
Road Reconstruction	○	○	○
Sidewalk Reconstruction	○	○	○
Transportation	○	○	○

Indicate other projects or provide additional comments.

8. Please provide any additional comments or feedback related to housing, economic development, and community development needs in the City of Corpus Christi.

Community Needs Survey

Other Comments

9. Offer any additional comments in the space below:

Community Needs Survey

Survey Complete

Thank you for participating in this survey!

Q1 Please select the category that best represents you

Answered: 315 Skipped: 0

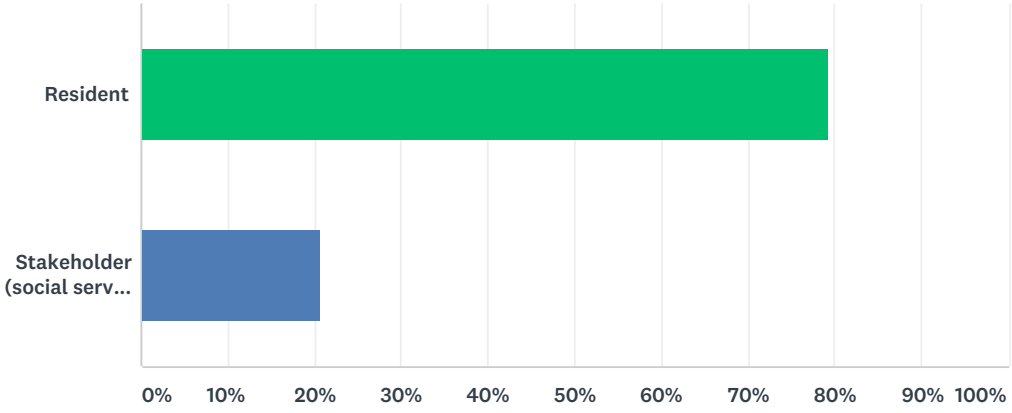

ANSWER CHOICES	RESPONSES	
Resident	79.37%	250
Stakeholder (social service provider, neighborhood organization, advocate, economic development organization, housing and planning, emergency management, etc.)	20.63%	65
TOTAL		315

Q2 In your opinion, what priority should be assigned to each of the following housing activities?

Answered: 233 Skipped: 82

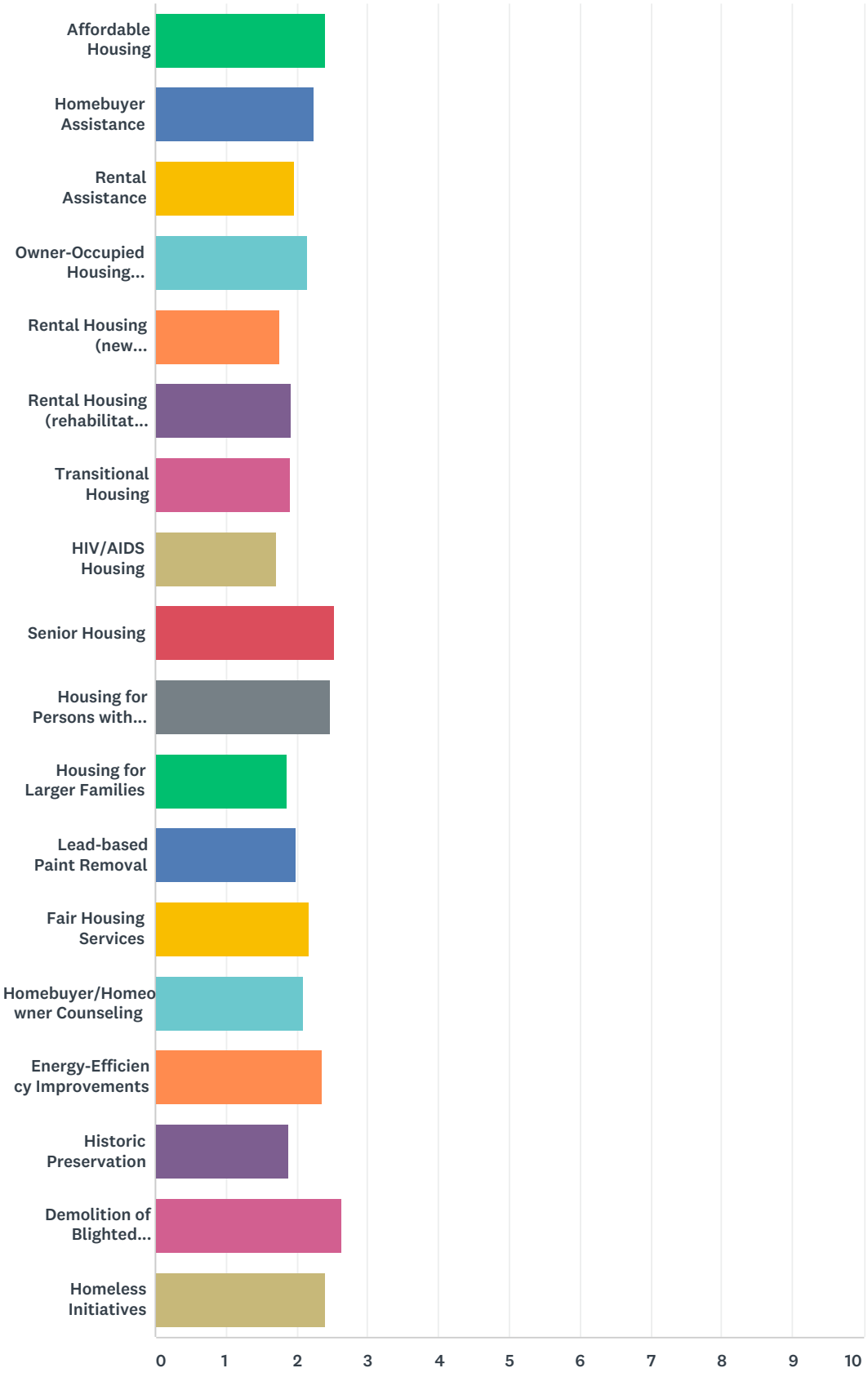

	LOW	MEDIUM	HIGH	TOTAL	WEIGHTED AVERAGE
Affordable Housing	15.65% 36	28.26% 65	56.09% 129	230	2.40

Homebuyer Assistance	16.74% 38	43.61% 99	39.65% 90	227	2.23
Rental Assistance	33.04% 75	38.33% 87	28.63% 65	227	1.96
Owner-Occupied Housing Rehabilitation	17.90% 41	49.34% 113	32.75% 75	229	2.15
Rental Housing (new construction)	42.29% 96	40.53% 92	17.18% 39	227	1.75
Rental Housing (rehabilitation)	31.70% 71	44.20% 99	24.11% 54	224	1.92
Transitional Housing	31.39% 70	45.74% 102	22.87% 51	223	1.91
HIV/AIDS Housing	47.06% 104	34.84% 77	18.10% 40	221	1.71
Senior Housing	6.14% 14	35.09% 80	58.77% 134	228	2.53
Housing for Persons with Disabilities	8.26% 19	37.39% 86	54.35% 125	230	2.46
Housing for Larger Families	35.27% 79	43.75% 98	20.98% 47	224	1.86
Lead-based Paint Removal	37.22% 83	26.91% 60	35.87% 80	223	1.99
Fair Housing Services	20.98% 47	40.18% 90	38.84% 87	224	2.18
Homebuyer/Homeowner Counseling	23.01% 52	44.69% 101	32.30% 73	226	2.09
Energy-Efficiency Improvements	15.42% 35	33.04% 75	51.54% 117	227	2.36
Historic Preservation	33.48% 76	44.49% 101	22.03% 50	227	1.89
Demolition of Blighted Structures	7.52% 17	20.80% 47	71.68% 162	226	2.64
Homeless Initiatives	13.45% 30	32.74% 73	53.81% 120	223	2.40

Q3 In your opinion, what priority should be assigned to each of the following economic development activities?

Answered: 229 Skipped: 86

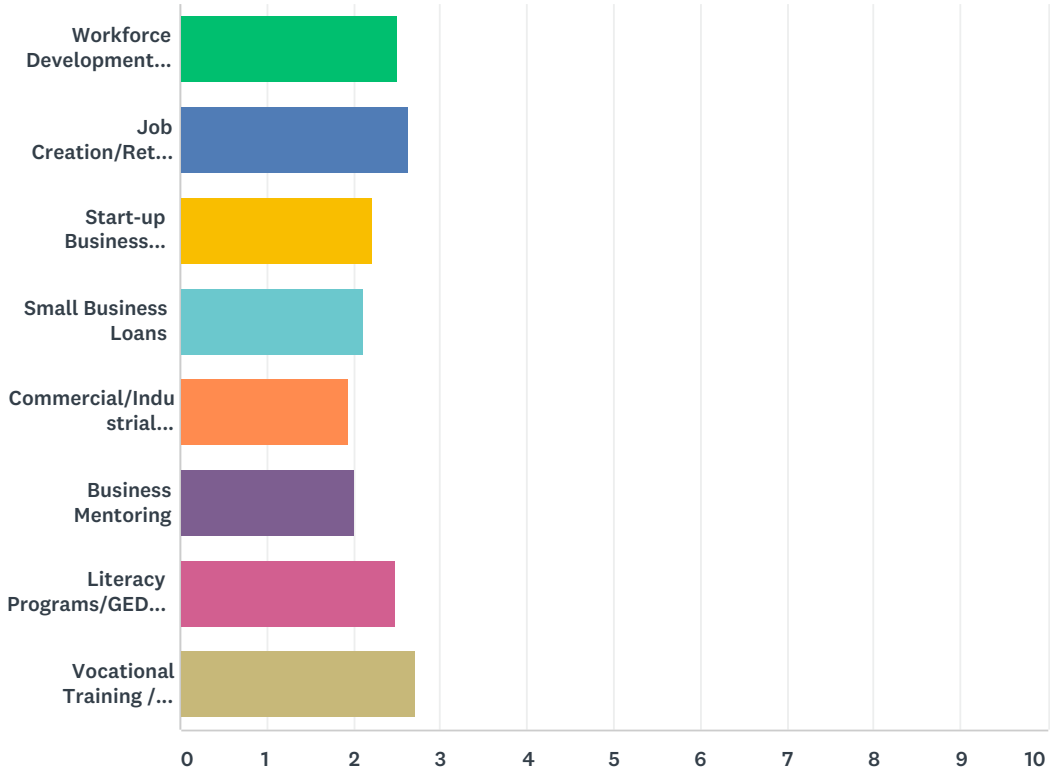

	LOW	MEDIUM	HIGH	TOTAL	WEIGHTED AVERAGE
Workforce Development Programs	8.97% 20	30.49% 68	60.54% 135	223	2.52
Job Creation/Retention	6.58% 15	23.68% 54	69.74% 159	228	2.63
Start-up Business Assistance	15.56% 35	47.56% 107	36.89% 83	225	2.21
Small Business Loans	17.04% 38	54.26% 121	28.70% 64	223	2.12
Commercial/Industrial Rehabilitation	26.24% 58	52.49% 116	21.27% 47	221	1.95
Business Mentoring	25.91% 57	48.18% 106	25.91% 57	220	2.00
Literacy Programs/GED Preparedness	11.16% 25	27.23% 61	61.61% 138	224	2.50
Vocational Training / Programs	4.93% 11	18.83% 42	76.23% 170	223	2.71

Q4 In your opinion, what priority should be assigned to each of the following special needs and services activities?

Answered: 231 Skipped: 84

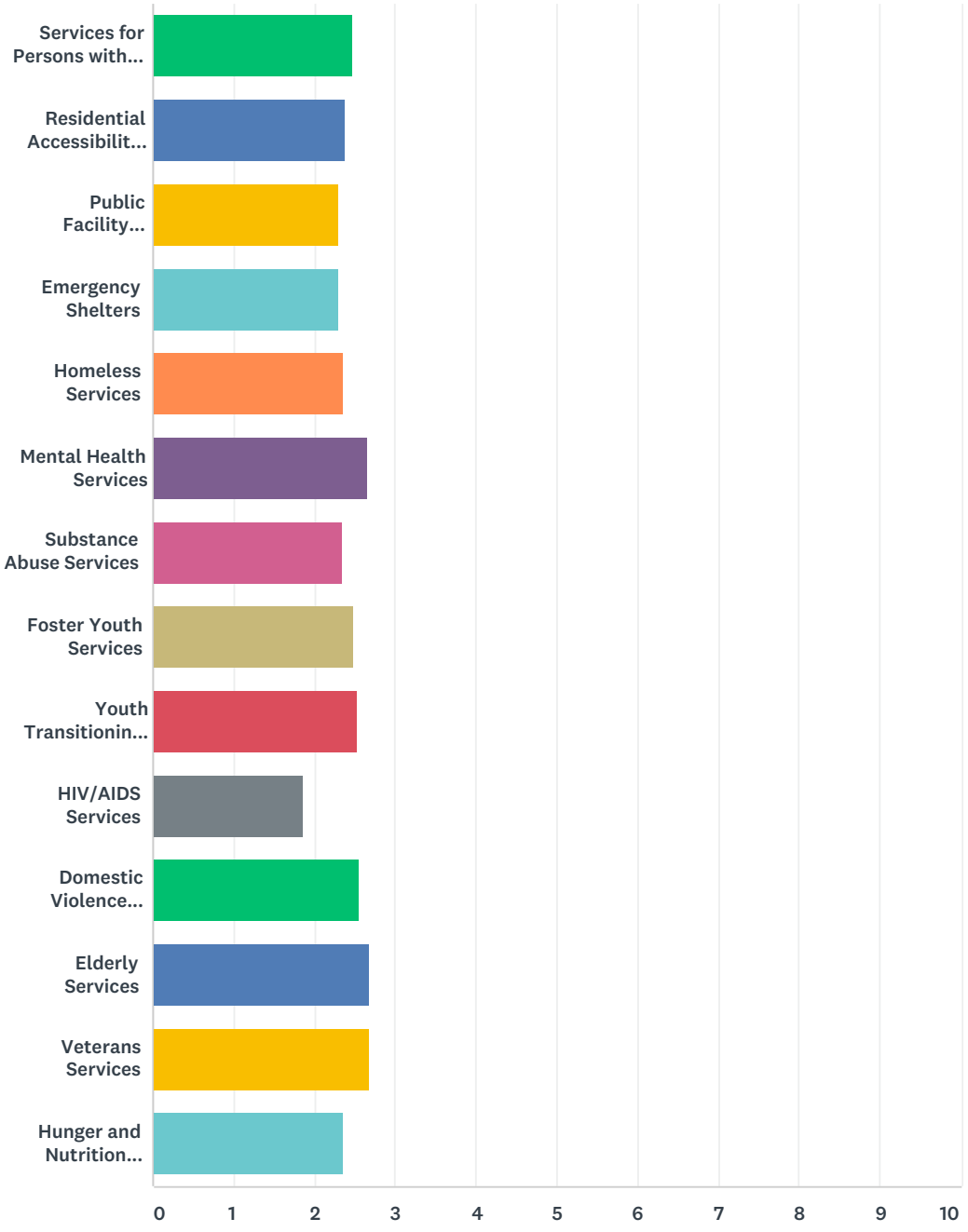

	LOW	MEDIUM	HIGH	TOTAL	WEIGHTED AVERAGE
Services for Persons with Disabilities	8.41% 19	37.17% 84	54.42% 123	226	2.46
Residential Accessibility Improvements for Persons with Disabilities	11.50% 26	38.94% 88	49.56% 112	226	2.38

Public Facility Accessibility Improvements for Persons with Disabilities	15.93% 36	37.17% 84	46.90% 106	226	2.31
Emergency Shelters	14.98% 34	39.21% 89	45.81% 104	227	2.31
Homeless Services	14.98% 34	33.92% 77	51.10% 116	227	2.36
Mental Health Services	4.89% 11	24.44% 55	70.67% 159	225	2.66
Substance Abuse Services	14.16% 32	36.73% 83	49.12% 111	226	2.35
Foster Youth Services	8.00% 18	35.56% 80	56.44% 127	225	2.48
Youth Transitioning Out of Foster Care	10.18% 23	26.55% 60	63.27% 143	226	2.53
HIV/AIDS Services	31.53% 70	49.55% 110	18.92% 42	222	1.87
Domestic Violence Services	10.18% 23	24.34% 55	65.49% 148	226	2.55
Elderly Services	3.54% 8	24.78% 56	71.68% 162	226	2.68
Veterans Services	4.87% 11	23.01% 52	72.12% 163	226	2.67
Hunger and Nutrition Services	13.00% 29	37.22% 83	49.78% 111	223	2.37

Q5 In your opinion, what priority should be assigned to each of the following neighborhood commercial district revitalization activities?

Answered: 230 Skipped: 85

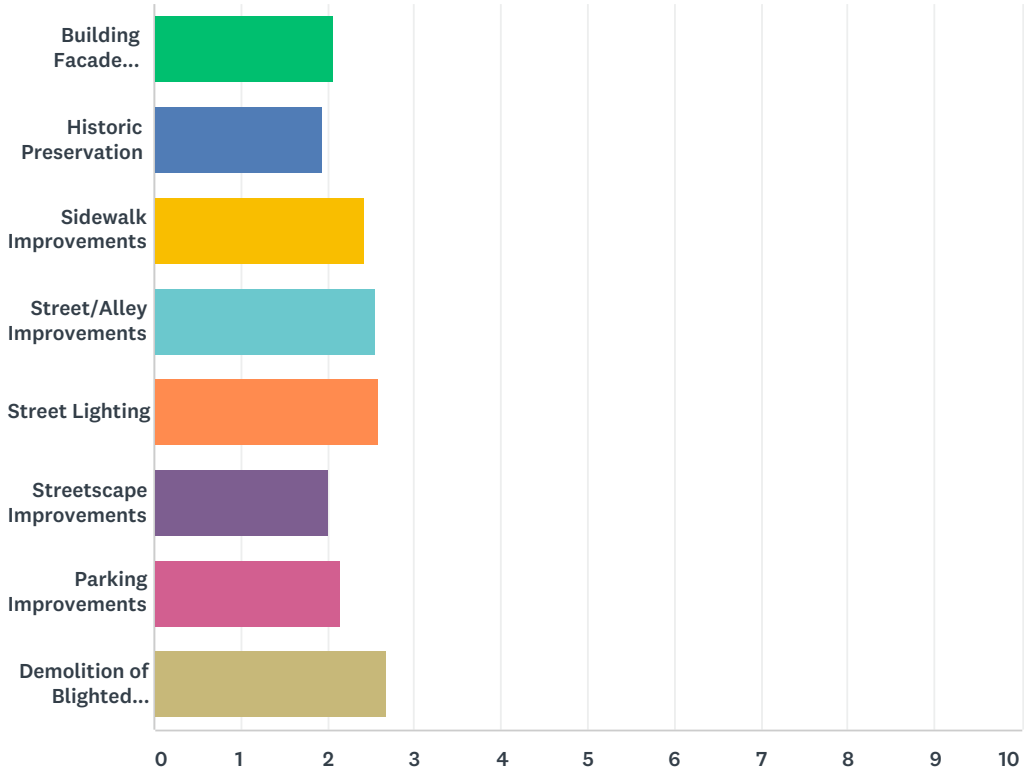

	LOW	MEDIUM	HIGH	TOTAL	WEIGHTED AVERAGE
Building Facade (Exterior) Improvements	21.33% 48	50.67% 114	28.00% 63	225	2.07
Historic Preservation	33.19% 75	39.38% 89	27.43% 62	226	1.94
Sidewalk Improvements	9.17% 21	38.43% 88	52.40% 120	229	2.43
Street/Alley Improvements	7.49% 17	30.40% 69	62.11% 141	227	2.55
Street Lighting	6.11% 14	27.51% 63	66.38% 152	229	2.60
Streetscape Improvements	30.53% 69	38.50% 87	30.97% 70	226	2.00
Parking Improvements	19.64% 44	45.54% 102	34.82% 78	224	2.15
Demolition of Blighted Structures	5.78% 13	20.89% 47	73.33% 165	225	2.68

Q6 In your opinion, what priority should be assigned to each of the following community facilities?

Answered: 230 Skipped: 85

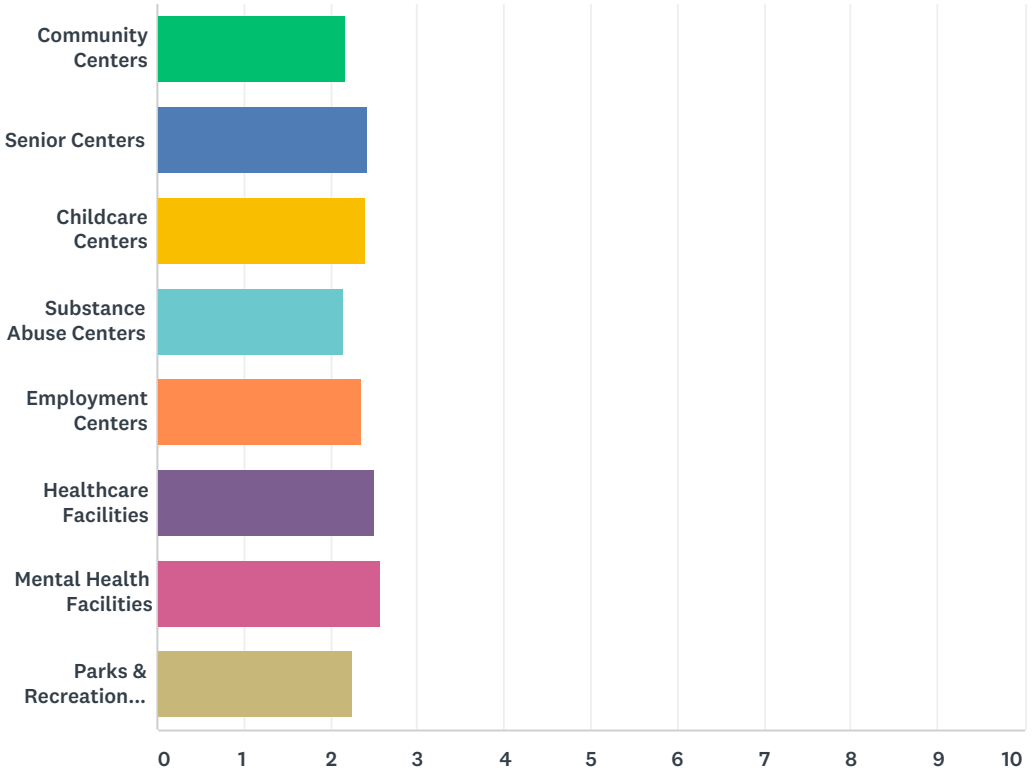

	LOW	MEDIUM	HIGH	TOTAL	WEIGHTED AVERAGE
Community Centers	15.86% 36	51.10% 116	33.04% 75	227	2.17
Senior Centers	8.81% 20	39.65% 90	51.54% 117	227	2.43
Childcare Centers	11.11% 25	38.22% 86	50.67% 114	225	2.40
Substance Abuse Centers	19.37% 43	45.50% 101	35.14% 78	222	2.16
Employment Centers	8.93% 20	45.54% 102	45.54% 102	224	2.37
Healthcare Facilities	7.56% 17	33.33% 75	59.11% 133	225	2.52
Mental Health Facilities	7.56% 17	26.67% 60	65.78% 148	225	2.58
Parks & Recreation Facilities	15.11% 34	44.00% 99	40.89% 92	225	2.26

Q7 In your opinion, what priority should be assigned to the following public infrastructure projects?

Answered: 231 Skipped: 84

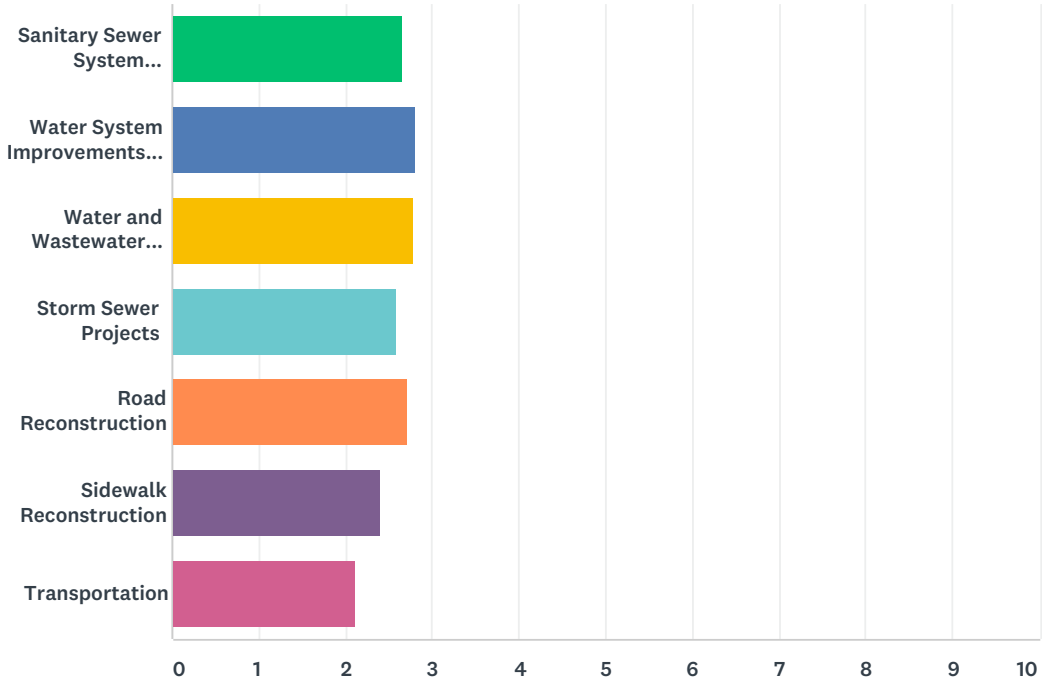

	LOW	MEDIUM	HIGH	TOTAL	WEIGHTED AVERAGE
Sanitary Sewer System Improvements/Extensions	3.93% 9	27.51% 63	68.56% 157	229	2.65
Water System Improvements/Extensions	2.18% 5	15.28% 35	82.53% 189	229	2.80
Water and Wastewater Treatment Facilities	1.32% 3	18.86% 43	79.82% 182	228	2.79
Storm Sewer Projects	4.37% 10	31.44% 72	64.19% 147	229	2.60
Road Reconstruction	3.51% 8	21.49% 49	75.00% 171	228	2.71
Sidewalk Reconstruction	14.54% 33	30.40% 69	55.07% 125	227	2.41
Transportation	22.81% 52	43.86% 100	33.33% 76	228	2.11

Q8 Please provide any additional comments or feedback related to housing, economic development, and community development needs in the City of Corpus Christi.

Answered: 32 Skipped: 283

Q9 Offer any additional comments in the space below:

Answered: 26 Skipped: 289

CORPUS CHRISTI
Caller Times | caller.com

> Ad Proof

Sales Rep: Erin Duffy (GW52) Phone: Email:

> Account Information

Date: 06/27/18

Account Number: 172983 (CC18438)

Company Name: CITY OF CORPUS CHRISTI

Contact Name: 361-826-3206 Rebecca Serna

Email: MichelleP@cctexas.com

Address: PO BOX 9277, CORPUS CHRISTI, TX, 78469-9277

Phone: (361) 826-3672 Fax: (000) 000-0000

> Insertion Information

This is a proof of your ad scheduled to run on the dates indicated below.

Please confirm placement prior to deadline by contacting your account rep at .

Ad Id: 2055419 P.O. Number: Total Cost: $1,358.00

Tag Line: NOTICE TO THE PUBLIC HOUSING AND COM

Start Date: 07/01/18 Stop Date: 07/01/18

Number of Times: 1 Class: 16100 - Legal Notices

Publications: CC-Corpus Christi Caller-Times, CC-Internet - caller.com

> Ad Proof

I agree this ad is accurate and as ordered.

Thank you for your business. Our commitment to a quality product includes the advertising in our publications. As such, Gannett reserves the right to categorize, edit and refuse certain classified ads. Your satisfaction is important. If you notice errors in your ad, please notify the classified department immediately so that we can make corrections before the second print date. The number to call is 361-883-1111. Allowance may not be made for errors reported past the second print date. The Corpus Christi Caller-Times may not issue refunds for classified advertising purchased in a package rate; ads purchased on the open rate may be pro-rated for the remaining full days for which the ad did not run.

City of Corpus Christi

Community Development Block Grant (CDBG) Program

HOME Investment Partnerships Grant (HOME) Program

Emergency Solutions Grant (ESG) Program

1st Reading of Ordinance and Final Public Hearing on Proposed FY 2018 - FY 2022 Housing and Community Development

MULLIN & LONERGAN ASSOCIATES INCORPORATED

July 17, 2018

Purpose

- Provide an overview on the Consolidated Plan process
- Review identified needs
- Review proposed activities
- Accept comments on needs and proposed activities

What is a Five-Year Consolidated Plan?

- Required for federal funding:
- FY 2018 HUD Awards
  - $2,687,817 in CDBG funds
  - $1,188,809 in in HOME funds
  - $216,522 in ESG funds
- Covers the period 10/1/2018 through 09/30/2023
- Process:
  - Extensive stakeholder consultation (non-profit organizations, housing developers, economic development organizations, public and private agencies, local government, housing authority, etc.)
  - Housing and homeless needs assessment
  - Housing market analysis
  - Strategic plan – local priorities
  - Annual action plan – proposed activities for FY 2018
  - Extensive citizen participation – Online survey with **316** responses; 2 public hearings

Identified Priorities

- Affordable Housing Initiative:
  - Housing Rehabilitation
  - Homebuyer Program
  - Emergency Housing Repair Program
- Demolition
- Public Infrastructure Improvements: accessibility improvements (sidewalks, curbs), street improvements
- Support homeless efforts
- Public services: code enforcement and senior services; broadband connectivity
- Public Facility Improvements: community centers or Emergency Operation Center

Schedule for Preparation and Submission of the FY 2018 – FY 2022 Consolidated Plan and FY 2018 Annual Action Plan

- Public needs hearing and stakeholder consultation – May-June, 2018
- Consolidated Plan and Annual Action Plan placed on public display – June 14- July 19, 2018
- 2nd Reading of the Ordinance and City Council action – July 24, 2018
- Submission of CP and Annual Action Plan to HUD – August 16, 2018

Comments or Questions?

City of Corpus Christi
Housing and Community Development Department

- Rudy Bentancourt, Director

rudyb@cctexas.com

- Leticia Kanmore, Administrator

leticiak@cctexas.com

City of Corpus Christi

1201 Leopard Street
Corpus Christi, TX 78401
cctexas.com

Meeting Minutes

City Council

Tuesday, July 17, 2018 | **11:30 AM** | **Council Chambers**

Public Notice - - THE USE OF CELLULAR PHONES AND SOUND ACTIVATED PAGERS ARE PROHIBITED IN THE CITY COUNCIL CHAMBERS DURING MEETINGS OF THE CITY COUNCIL.

MEMBERS OF THE AUDIENCE WILL BE PROVIDED AN OPPORTUNITY TO ADDRESS THE COUNCIL AT APPROXIMATELY 12:00 P.M. CITIZEN COMMENTS WILL BE LIMITED TO THREE MINUTES. Please speak into the microphone located at the podium and state your name and address. If you have a petition or other information pertaining to your subject, please present it to the City Secretary. Any electronic media (e.g. CD, DVD, flash drive) that the Public would like to use while they speak to the City Council MUST be submitted a minimum of 24 hours prior to the meeting. Please contact the Public Communications department at 361-826-3211 to coordinate.

A. Mayor Joe McComb to call the meeting to order.

Mayor McComb called the meeting to order at 11:32 a.m.

B. Invocation to be given by Pastor Ely Perez, Bridgeway Church.

Pastor Ely Perez gave the invocation.

C. Pledge of Allegiance to the Flag of the United States to be led by Buck Brice, Assistant City Attorney.

Assistant City Attorney Buck Brice led the Pledge of Allegiance.

D. City Secretary Rebecca L. Huerta to call the roll of the required Charter Officers.

City Secretary Rebecca L . Huerta called the roll and verified that a quorum of the City Council and the required Charter Officers were present to conduct the meeting.

Charter Officers:

Interim City Manager Keith Selman, City Attorney Miles K. Risley, and City Secretary Rebecca L. Huerta.

Present: 8 - Mayor Joe McComb,Council Member Rudy Garza Jr.,Council Member Paulette Guajardo,Council Member Michael Hunter,Council Member Debbie Lindsey-Opel,Council Member Ben Molina,Council Member Everett Roy, and Council Member Greg Smith

Absent: 1 - Council Member Lucy Rubio

E. Proclamations / Commendations

1. Proclamation declaring July 16 - July 20, 2018, "National Disability Voter Registration Week".
Proclamation declaring July 21, 2018, "Mandela Day".
Proclamation declaring July 2018, "National Parks and Recreation Month".
Recognition of Mayor's "4th of July Big Bang Celebration" Regatta Winners.

Mayor McComb presented the proclamations and recognition.

F. CITY MANAGER'S COMMENTS / UPDATE ON CITY OPERATIONS:

Mayor McComb referred to City Manager's Comments. Interim City Manager Keith Selman reported on the following topics:

e. OTHER

1) Interim City Manager Selman provide a recap of the items that City Council approved related to the City Council's goals for Water and Streets. 2) Interim City Manager Selman presented a video regarding the new Corpus Christi Mobile App.

b. HEALTH FUND UPDATE

Director of Human Resources Steven Viera provided an update on the status of the Citicare, Police, and Fire health plans.

a. STRATEGIC FUTURE ISSUES (NONE)

Council Member Lindsey-Opel requested an update on the City's water supply.

J. PUBLIC COMMENT FROM THE AUDIENCE ON MATTERS NOT SCHEDULED ON THE AGENDA WILL BE HEARD AT APPROXIMATELY 12:00 P.M. A recording is made of the meeting; therefore, please speak into the microphone located at the podium and state your name and address. If you choose to speak during this public comment period regarding an item on the agenda, you may do so. You will not be allowed to speak again, however, when the Council is considering the item. Citizen comments are limited to three minutes. If you have a petition or other information pertaining to your subject, please present it to the City Secretary. Any electronic media (e.g. CD, DVD, flash drive) that the Public would like to use while they speak MUST be submitted a minimum of 24 hours prior to the Meeting. Please contact the Public Communications department at 361-826-3211 to coordinate.

Mayor McComb deviated from the agenda and referred to comments from the public. Mayor McComb announced that Item 6 and 20 were being pulled from the agenda. City Attorney Miles K. Risley read the Rules of Decorum for the Council Chambers.

Kirt Newport, 327 Chenoweth, thanked the City for their work to remove mud on Chenoweth Street after a recent water break and requested that Chenoweth Street be repaired as soon as possible. Flo East, 1605 Yorktown, spoke regarding a recent media report's portrayal of Flour Bluff and listed examples of how the Flour Bluff area is prospering. Jack Gordy, 4118 Bray, spoke regarding enforcement of illegal signs. Sherry Sells, 5014 Wingfoot, spoke regarding ADA accessibility on sidewalks. Reba Gandana, 623 Bradshaw; Mandy Cox, 1601 Sea Oak; Marissa Ettinger, 1325 Tates Creek; Sandra Gideon, 3217 Nassau; Tiffany Fader, 4706 Sea Island; Rachel Meldrum, 6826 Round Table; Alissa Mejia, 4302 Ocean Drive; Lisa Orsborn Hernandez, 5826 Llano; and Alyce Oblad, 7721 Van Zandt, spoke regarding park improvements including: splash pads, shade structures, additional trees, updated playground equipment and in support of a bond proposition for parks. Juliane Brown, 1241 Calle San Marcos, thanked the City Council for the regular clean-out of La Volla Creek and spoke regarding the need for additional street outlets. Raymond Ames, 7 Virginia Hills, asked the City Council to consider revisiting wastewater rates. Pat Polastri, 1605 Ocean Drive, spoke in opposition to the new landscaping placed in the median on Ocean Drive because it attracts roaches and rodents and is a safety concern. Sara Salvide, 634 Hoffman, expressed appreciation to Council Member Molina and Mayor McComb for their assistance in removing a fallen tree on her property by providing funding from the Mayor's Hurricane Harvey Fund and to the City Council for keeping the senior centers open. Brian Watson, 5813 Hugo, spoke regarding: pensions for City employees; collective bargaining agreements with first responders; and recycling. Margareta Fratila, 3606 Tripoli, spoke regarding the Water Department and legal issues. Shirley Thornton, 1917 Woodcrest, Flour Bluff Citizens Council, thanked council members, Police Captain Chris White with Code Enforcement and Director of Solid Waste Lawrence Mikolajczyk who attended a recent Flour Bluff Citizens Council meeting to address issues in the Flour Bluff area. Juan Araiza, 5921 Shadow Wood, spoke regarding public comment including: the Rules of Decorum; the Texas Open Meetings Act; and the Code of Ethics Rules of Conduct. Andrea Montalvo-Hamid, 7030 Wakeforest, spoke regarding: the budget for Parks and Recreation and Libraries; park activities; and splash pads. Errol Summerlin, spoke regarding Agenda Item 35,

an executive session item related to Gulf Coast Growth Ventures and the San Patricio Municipal Water District, and requested the item be held in open session. Susie Luna Saldana, 4710 Hakel, expressed her opinion that comments made by some members of the public were politically motivated and untrue. Julie Rogers, 710 Furman, read the City Council Policy regarding public comment. Sylvia Campos, 4410 Fir, spoke regarding: democracy; the Youth Sailing Event; food trucks; and splash pads for parks.

CITY MANAGER'S COMMENTS / UPDATE ON CITY OPERATIONS:

Mayor McComb returned to City Manager's Comments.

c. BUDGET UPDATE

Director of Management and Budget Eddie Houlihan provided a brief update on the FY2017-2018 budget. Mr. Houlihan presented the following information: General Fund revenues related to property, sales, franchise fees, and other taxes; public safety services; transfers; and a summary of the revenues and expenditures for the General, Enterprise, Internal Service, Debt Service, and Special Revenue Funds.

Council members and staff discussed the following topics: the transfer of funds for the baseball stadium; a future discussion related to water and wastewater; the status of the hotel occupancy tax funds and how to allocate unanticipated revenue; the decrease in utility revenues from last fiscal year; Hurricane Harvey's impact on General Fund revenues; a three-minute statement regarding the water and wastewater rate structure; and problems associated with the Utilities Billing System.

d. CITY PERFORMANCE REPORT - CODE ENFORCEMENT

Police Captain Chris White provided a briefing on the mission statement, operational profile, baseline information and performance indicators of Code Enforcement.

Council members and Captain White discussed the following topics: prioritization of calls; the difference between the number of citations versus calls; the number of citations that result in payment or dismissal through Municipal Court; a property located at Buford and Third Streets; the statewide standard and goal of the department regarding the average time to address calls; if additional staff or process changes are needed to meet the goal of the department to respond to calls; the turnover rate of code enforcement officers; and opportunities to implement technology to effectively communicate to citizens enforcement violations and minimize administrative time completing documentation.

R. EXECUTIVE SESSION: (ITEM 35)

Mayor McComb deviated from the agenda and referred to Executive Session Item 35. The Council went into executive session at 2:05 p.m. The Council returned from executive session at 3:26 p.m.

35. Executive session pursuant to Texas Government Code § 551.071

and Texas Disciplinary Rules of Professional Conduct Rule 1.05 to consult with attorneys concerning legal issues related to economic development agreements, agreements pursuant to Texas Local Government Code Chapter 212, potential economic development agreement(s) involving Gulf Coast Growth Ventures and related entities, potential amendment(s) to water contracts with San Patricio Municipal Water District) and pursuant **to Texas Government Code § 551.087** to discuss or deliberate regarding commercial or financial information relating to some or all of the aforementioned matters and entities that the governmental body seeks to have locate, stay, or expand in or near the territory of the governmental body and with which the governmental body is conducting economic development negotiations and/or financial or other incentives involving said business prospect(s).

This E-Session Item was discussed in executive session.

L. RECESS FOR LUNCH

The recess for lunch was held during Executive Session Item 35.

G. MINUTES:

2. Regular Meeting of June 26, 2018 and Workshop Sessions of June 21, 2018 and June 28, 2018.

Mayor McComb referred to approval of the minutes. Council Member Garza made a motion to approve the minutes, seconded by Council Member Lindsey-Opel and passed unanimously (Council Members Hunter and Rubio - absent).

H. BOARD & COMMITTEE APPOINTMENTS:

3. Committee for Persons with Disabilities
Landmark Commission
Planning Commission
Airport Zoning Commission

Mayor McComb referred to board and committee appointments. The following appointments were made:

Committee for Persons with Disabilities

Council Member Lindsey-Opel made a motion to appoint Melanie R. Gomez, seconded by Council Member Garza and passed unanimously (Council Members Hunter and Rubio - absent).

Landmark Commission

Council Member Garza made a motion to reappoint Craig Thompson

(Engineer), Jillian Becquet (Historian), and Bert Rucker, Jr. (Regular Member), seconded by Council Member Molina and passed unanimously (Council Members Hunter and Rubio - absent).

Council Member Garza made a motion to appoint Bryan E. Stone (Regular Member) and Kathleen De La Garza (Regular Member), seconded by Council Member Smith and passed unanimously (Council Members Hunter and Rubio - absent).

Planning Commission

Council Member Lindsey-Opel made a motion to reappoint Matthew Ezell and Sheldon Schroeder, seconded by Council Member Smith and passed unanimously (Council Members Hunter and Rubio - absent).

Council Member Garza nominated Kamran Zarghouni. Council Member Smith nominated Gordon R. Robinson.

Kamran Zarghouni was appointed with Council Members Molina, Lindsey-Opel, Guajardo, Garza, and Roy voting for Kamran Zarghouni and Mayor McComb and Council Member Smith voting for Gordon R. Robinson (Council Members Hunter and Rubio - absent).

Airport Zoning Commission

Council Member Molina made a motion to reappoint Matthew Ezell and Sheldon Schroeder and appoint Kamran Zarghouni, seconded by Council Member Lindsey-Opel and passed unanimously (Council Members Hunter and Rubio - absent).

I. EXPLANATION OF COUNCIL ACTION:

K. CONSENT AGENDA: (ITEMS 4 - 10)

Approval of the Consent Agenda

Mayor McComb referred to the Consent Agenda.

Mayor McComb made a motion to table Items 6 and 20 to the July 24, 2018 Council meeting, seconded by Council Member Lindsey-Opel and passed unanimously (Council Members Hunter and Rubio - absent).

There were no comments from the Council or the public regarding the Consent Agenda Items.

A motion was made by Council Member Lindsey-Opel, seconded by Council Member Garza, to approve the Consent Agenda. The consent agenda items were passed and approved by one vote as follows:

Aye: 7 - Mayor McComb, Council Member Garza Jr., Council Member Guajardo, Council Member Lindsey-Opel, Council Member Molina, Council Member Roy and Council Member Smith

Absent: 2 - Council Member Hunter and Council Member Rubio

Abstained: 0

4. **Resolution authorizing submission of grant application for Automobile Burglary Theft Prevention Authority**

Resolution authorizing submission of grant application for $410,973 to Automobile Burglary Theft Prevention Authority to continue motor vehicle theft enforcement grant with City cash match of $673,711, in-kind match of $61,105, and program income match of $1,831 for a total project cost of $1,147,620.

This Resolution was passed on the consent agenda.

Enactment No: 031471

5. **Resolution for the purchase of nine Crispin butterfly valves for O.N. Stevens Water Treatment Plant - Sole Source**

Resolution authorizing the purchase of nine Crispin valves from Municipal Valve and Equipment Company from Addison, Texas for a total amount not to exceed $145,854.00.

This Resolution was passed on the consent agenda.

Enactment No: 031472

6. **Two Construction Contracts for Community Development and Improvements - Bill Witt Park (Bond 2012, Proposition 4)**

Motion authorizing a construction contract with ABBA Construction LLC of Laredo, Texas in the amount of $282,999.75 for Base Bid A and a construction contract with Mako Contracting of Corpus Christi, Texas in the amount of $572,533.22 for Base Bid B for Community Park Development and Improvements - Bill Witt Park project. (Bond 2012, Proposition 4).

Item 6 was tabled at the start of the Consent Agenda.

7. **Second Reading Ordinance - Rezoning for a Property located at or near 9630 Compton Road (1st Reading 6/26/18)**

Case No. 0518-01 Suncrest Construction, Inc:
Ordinance rezoning property at or near 9630 Compton Road from “CG-1”

General Commercial District and “RE” Residential Estate District to the “RS-22” Single-Family 22 District.

Planning Commission and Staff Recommendation (May 16, 2018):
Approval of the change of zoning from the “CG-1” General Commercial District and “RE” Residential Estate District to the “RS-22” Single-Family 22 District.

This Ordinance was passed on second reading on the consent agenda.

Enactment No: 031473

8. Second Reading Ordinance - Accepting and appropriating State grant funds for the contract period of October 1, 2018 through September 30, 2019 (1st Reading 6/26/18)

Ordinance accepting an amendment to the Health Promotions and Chronic Disease Prevention/Texas Healthy Communities grant in the amount of $50,000, increasing the total amount to $200,000, from the Texas Department of State Health Services to continue implementing systems and strategies addressing Texas Healthy Communities priority indicators; and appropriating the increased grant amount.

This Ordinance was passed on second reading on the consent agenda.

Enactment No: 031474

9. Second Reading Ordinance - Farm and Grazing Land Leases at Corpus Christi International Airport (1st Reading 6/26/18)

Ordinance authorizing two, five-year Farm Leases with Matt Danysh Farms, Inc and S & S Farms Partnership, and one five-year Grazing Lease with S & S Farms Partnership with a three year option for all leases for land located at Corpus Christi International Airport with projected annual revenue of $133,806.45.

This Ordinance was passed on second reading on the consent agenda.

Enactment No: 031475

10. Second Reading Ordinance - Appropriating funds for a Three-Year Service Agreement for the Purchase and Installation of a Public-Address System for Corpus Christi International Airport (1st Reading 6/26/18)

Ordinance appropriating $216,672 from the Unreserved Fund Balance in the Airport Fund; amending the operating budget; and approving a three-year service agreement for the purchase and installation of a public-address system from Ford Audio-Video System LLC of Austin,

Texas, via BuyBoard Cooperative, for an amount not to exceed $216,672.

This Ordinance was passed on second reading on the consent agenda.

Enactment No: 031476

M. PUBLIC HEARINGS: (ITEMS 11 - 14)

11. Public Hearing and First Reading Ordinance - Rezoning property at or near 1752 Flour Bluff Drive

Case No. 0518-02 Siecoast Development, Inc.:
Ordinance rezoning property at or near 1752 Flour Bluff Drive from “RM-1” Multifamily 1 District to the “CN-1” Neighborhood Commercial District.

Planning Commission and Staff Recommendation (May 30, 2018):
Approval of the change of zoning from the "RM-1" to the “CN-1”.

Mayor McComb referred to Item 11. Director of Development Services Nina Nixon-Mendez stated that the purpose of this item is to rezone the subject property to allow for future development. Ms. Nixon-Mendez stated that the Planning Commission and staff are in favor of the zoning change.

Mayor McComb opened the public hearing. Mayor McComb stated that neither the applicant nor the applicant's representative was present. Mayor McComb closed the public hearing.

A council member expressed his support for the rezoning.

Council Member Smith made a motion to approve the ordinance, seconded by Council Member Lindsey-Opel. This Ordinance was passed on first reading and approved with the following vote:

Aye: 7 - Mayor McComb, Council Member Garza Jr., Council Member Guajardo, Council Member Lindsey-Opel, Council Member Molina, Council Member Roy and Council Member Smith

Absent: 2 - Council Member Hunter and Council Member Rubio

Abstained: 0

12. Public Hearing and First Reading Ordinance - Rezoning property at or near 4549 Violet Road

Case No. 0518-03 Elaine Pittman and James Massur:
Ordinance rezoning property at or near 4549 Violet Road from “RS-6” Single-Family 6 District to the “RV” Recreational Vehicle Park District.

Planning Commission and Staff Recommendation (May 30, 2018):
Approval of the change of zoning from the "RS-6" to the “RV”.

Mayor McComb referred to Item 12. Director of Development Services Nina Nixon-Mendez stated that the purpose of this item is to rezone the subject property to allow for the construction of a 73-pad recreational vehicle park. Ms. Nixon-Mendez stated that the Planning Commission and staff are in favor of the zoning change.

Mayor McComb opened the public hearing. Michelle Williams, 4557 Church, spoke in favor of the zoning change. Mayor McComb closed the public hearing.

Council members spoke regarding the following topics: a council member's opinion that the recreational vehicle park will be a benefit to the area; noise restrictions; the applicant's previous experience regarding recreational vehicle parks; and the development of a 73-pad recreational vehicle park, which is below the maximum allowed.

Cliff Zarbock, 1802 Hosea Ct., representative for the applicant, responded to questions regarding the recreational vehicle park.

Council Member Roy made a motion to approve the ordinance, seconded by Council Member Garza. This Ordinance was passed on first reading and approved with the following vote:

Aye: 7 - Mayor McComb, Council Member Garza Jr., Council Member Guajardo, Council Member Lindsey-Opel, Council Member Molina, Council Member Roy and Council Member Smith

Absent: 2 - Council Member Hunter and Council Member Rubio

Abstained: 0

13. Public Hearing Adopting the FY2018-FY2022 5 Year Consolidated Action Plan

Resolution adopting the fiscal year (FY) 2018-FY2022 5 Year Consolidated Action Plan (PLAN) which includes the Community Development Block Grant (CDBG), the Emergency Solutions Grant (ESG), and the HOME Investment Partnerships (HOME) Programs; authorizing the City Manager or designee to submit the FY2018-FY2022 PLAN to the U.S. Department of Housing and Urban Development (HUD); and authorizing the City Manager or designee to make changes to the FY2018-FY2022 PLAN if required by HUD.

Mayor McComb referred to Item 13. Director of Housing and Community Development Rudy Bentancourt stated that the purpose of this item is to hold a public hearing and adopt the FY2018-2022 5-Year Consolidated Action Plan for the Community Development Block Grant (CDBG), Emergency Solutions Grant (ESG), and the HOME Investment Partnerships (HOME) Programs. The plan is the City's funding application to the U.S. Department of Housing and Urban Development (HUD) for the next five years. Mr. Bentancourt introduced Whitney Finnstrom, Mullin Lonergan Associates, who assisted the City with developing

the plan. Council Member Roy announced he was abstaining from this item.

Mr. Finnstrom presented the following information: an overview of the Consolidated Plan process; the FY2018 HUD award to the City of Corpus Christi; citizen participation; the identified needs and priorities; and the schedule for preparation and submission of the plan.

Council members and staff discussed the following topics: the total amount estimated to be awarded over the five-year period; the funding allocation for FY2018-2019; the decline of HUD funding in previous years; the amount of funding associated with administration; and the cost-to-benefit ratio.

Mayor McComb opened the public hearing. Judy Telge spoke regarding the public input process; the need for affordable housing; and in support of the plan. Steven Andres, 4645 Ocean Drive, spoke regarding the need for housing for veterans; providing support in the community through neighborhood empowerment; and identifying ways to get communities involved. Lamont Taylor, 1701 Stillman, spoke in support of the plan; the public input process; and the need for affordable housing. Errol Summerlin spoke in support of adopting the plan and addressed how the funds are beneficial to the community. Mayor McComb closed the public hearing.

Council Member Lindsey-Opel made a motion to approve the resolution, seconded by Council Member Guajardo. This Resolution was passed and approved with the following vote:

Aye: 6 - Mayor McComb, Council Member Garza Jr., Council Member Guajardo, Council Member Lindsey-Opel, Council Member Molina and Council Member Smith

Absent: 2 - Council Member Hunter and Council Member Rubio

Abstained: 1 - Council Member Roy

Enactment No: 031477

14. **Public Hearing and First Reading Ordinance Adopting the City of Corpus Christi's Proposed FY2018-2019 Consolidated Annual Action Plan**

Ordinance adopting the fiscal year (FY) 2018-2019 Consolidated Annual Action Plan (CAAP) for the Community Development Block Grant (CDBG), the Emergency Solutions Grant (ESG), and the HOME Investment Partnerships (HOME) Programs funding from the United States Department of Housing and Urban Development (HUD) and authorizing the City Manager or designee to execute all documents necessary to submit the CAAP, accept and appropriate funding for the approved CAAP projects and further execute funding agreements, amendments or other documents necessary to implement the FY2018-2019 CAAP with organizations for approved projects.

Mayor McComb referred to Item 14. Director of Housing and Community Development Rudy Bentancourt stated that the purpose of this item is to hold a

public hearing and first reading ordinance to adopt the FY2018-2019 Consolidated Annual Action Plan for the Community Development Block Grant (CDBG), Emergency Solutions Grant (ESG), and the HOME Investment Partnerships (HOME) Programs. Mr. Bentancourt provided a brief overview of staff's recommendations for the CDBG, ESG, and HOME project funding. City Secretary Rebecca L. Huerta announced that Council Member Roy was abstaining from this item.

Council members and staff discussed the following topics: an explanation of the HCD - Rehabilitation Services project; whether the administration of the HCD - Rehabilitation Services project could be contracted out; the total amount of funding being recommended for administration of projects; the project details for Engineering-Sunnybrook Road Sidewalk Improvements Phases I and II; the project description for the Parks and Recreation-Del Mar College Nutrition Education Service Center; the commencement date for the projects; use of the unallocated HOME funds to address workforce housing; the Homebuyer Gap Financing Assistance Program; leveraging the HOME funds with Type B funds; and the Community Development Corporation of Brownsville project.

Mayor McComb opened the public hearing. Nick Mitchell Bennett, Executive Director of the Community Development Corporation of Brownsville, provided information on the program and responded to council members' questions regarding: the definition of affordable housing; if homes are being built windstorm certified; and the relationship between the City and the Community Development Corporation of Brownsville to provide access to affordable housing. Mayor McComb closed the public hearing.

Council Member Lindsey-Opel made a motion to approve the ordinance, seconded by Council Member Guajardo. This Ordinance was passed on first reading and approved with the following vote:

Aye: 6 - Mayor McComb, Council Member Garza Jr., Council Member Guajardo, Council Member Lindsey-Opel, Council Member Molina and Council Member Smith

Absent: 2 - Council Member Hunter and Council Member Rubio

Abstained: 1 - Council Member Roy

N. REGULAR AGENDA: (NONE)

O. FIRST READING ORDINANCES: (ITEMS 15 - 22)

15. First Reading Ordinance - Accepting and appropriating grant funds for the purchase of body cameras for the Police Department

Ordinance accepting $156,000 from State of Texas, Office of the Governor Edward Byrne Memorial Justice Assistance Grant for purchase of body cameras with a City cash match of $39,000; and appropriating $156,000 in the Police Grants Fund.

Mayor McComb referred to Item 15. Police Chief Mike Markle stated that the

purpose of this item is to accept and appropriate a grant from the State of Texas, Edward Byrne Memorial Justice Assistance Grant in the amount of $156,000 for the purchase of body cameras. There were no comments from the Council or the public.

Council Member Garza. made a motion to approve the ordinance, seconded by Council Member Molina. This Ordinance was passed on first reading and approved with the following vote:

Aye: 7 - Mayor McComb, Council Member Garza Jr., Council Member Guajardo, Council Member Lindsey-Opel, Council Member Molina, Council Member Roy and Council Member Smith

Absent: 2 - Council Member Hunter and Council Member Rubio

Abstained: 0

16. **First Reading Ordinance - Accepting and appropriating the Edward Byrne Memorial Justice Assistance Grant within the Police Department**

Ordinance authorizing acceptance of grant from U. S. Department of Justice, Bureau of Justice Assistance, in amount of $167,457 for FY 2017 Edward Byrne Memorial Justice Assistance Grant Program; and appropriating $167,457 in the Police Grants Fund to fund enhancement of law enforcement efforts with 50% funds distributed to Nueces County per interlocal agreement**.**

Mayor McComb referred to Item 16. Police Chief Mike Markle stated that the purpose of this item is to accept and appropriate a Justice Assistance Grant in the amount of $167,457. This annual grant is used to purchase equipment and 50% of the funds are distributed to Nueces County. There were no comments from the Council or the public.

Council Member Lindsey-Opel made a motion to approve the ordinance, seconded by Council Member Molina. This Ordinance was passed on first reading and approved with the following vote:

Aye: 7 - Mayor McComb, Council Member Garza Jr., Council Member Guajardo, Council Member Lindsey-Opel, Council Member Molina, Council Member Roy and Council Member Smith

Absent: 2 - Council Member Hunter and Council Member Rubio

Abstained: 0

17. **First Reading Ordinance - Accepting and appropriating grant for Internet Crimes Against Children (ICAC) Task Force Program wihtin the Police Department**

Ordinance authorizing acceptance of grant from Office of the Attorney General for Internet Crimes Against Children (ICAC) Task Force program, in amount of $10,000 for the ICAC program within the Police

Department; and appropriating the $10,000 in Police Grants Fund.

Mayor McComb referred to Item 17. Police Chief Mike Markle stated that the purpose of this item is to accept and appropriate a grant for the Internet Crimes Against Children Task Force Program. Chief Markle requested that the ordinance be amended to reflect a grant amount of $10,010. There were no comments from the Council or the public.

Council Member Lindsey-Opel made a motion to amend the ordinance by changing the amount of the grant to $10,010, seconded by Council Member Molina and passed unanimously (Council Members Hunter and Rubio - absent).

Council Member Lindsey-Opel made a motion to approve the ordinance as amended, seconded by Council Member Garza. This Ordinance was passed on first reading as amended and approved with the following vote:

Aye: 7 - Mayor McComb, Council Member Garza Jr., Council Member Guajardo, Council Member Lindsey-Opel, Council Member Molina, Council Member Roy and Council Member Smith

Absent: 2 - Council Member Hunter and Council Member Rubio

Abstained: 0

18. **First Reading Ordinance - Partial utility easement closure located at 4030 Giants Drive**

Ordinance abandoning and vacating 7-feet (420-square feet) of an existing 15-foot utility easement out of Lot 19, Block 3, Manhattan Estates Unit 4 Subdivision, located at 4030 Giants Drive and requiring the owner, Richard Ocanas, to comply with the specified conditions.

Mayor McComb referred to Item 18. Director of Development Services Nina Nixon-Mendez stated that the purpose of this item is to abandon and vacate an existing utility easement in the Manhattan Estates Unit 4 Subdivision located at 4030 Giants Drive to facilitate the potential sale of the property. There were no comments from the Council or the public.

Council Member Garza made a motion to approve the ordinance, seconded by Council Member Molina. This Ordinance was passed on first reading and approved with the following vote:

Aye: 7 - Mayor McComb, Council Member Garza Jr., Council Member Guajardo, Council Member Lindsey-Opel, Council Member Molina, Council Member Roy and Council Member Smith

Absent: 2 - Council Member Hunter and Council Member Rubio

Abstained: 0

19. **First Reading Ordinance - 2018 Que Bueno Taco Festival Agreement**

Ordinance authorizing an agreement with Corpus Christi PATCH, Inc. to

allow use of Artesian Park and portions of Taylor, Mesquite, Starr and Chaparral Streets for the Que Bueno Taco Festival and related activities on September 15, 2018.

Mayor McComb referred to Item 19. Director of Parks and Recreation Jay Ellington stated that the purpose of this item is to execute an agreement with Corpus Christi PATCH, Inc. to allow the use of Artesian Park and the adjacent streets for the Que Bueno Taco Festival on September 15, 2018. There were no comments from the Council or the public.

Council Member Lindsey-Opel made a motion to approve the ordinance, seconded by Council Member Molina. This Ordinance was passed on first reading and approved with the following vote:

Aye: 7 - Mayor McComb, Council Member Garza Jr., Council Member Guajardo, Council Member Lindsey-Opel, Council Member Molina, Council Member Roy and Council Member Smith

Absent: 2 - Council Member Hunter and Council Member Rubio

Abstained: 0

20. **First Reading Ordinance - Accepting and appropriating developer contributions, other donations and interest earnings for park improvements**

Ordinance to accept and appropriate $846,228.34 in developer contributions, other donations and interest earnings in the Community Enrichment Fund for park improvements.

Item 20 was tabled at the start of the Consent Agenda.

21. **First Reading Ordinance - Appropriating $500,000 from Worker's Compensation Reserve Fund Balance for higher-than-actuarially-calculated worker's compensation costs**

Ordinance appropriating $500,000 from the Reserved Fund Balance in the Workers' Compensation Fund for payment of higher-than-actuarially calculated workers compensation costs and amending the FY17-18 Budget.

Mayor McComb referred to Item 21. City Attorney Miles K. Risley stated that the purpose of this item is to appropriate $500,000 from the Reserved Fund Balance in the Workers' Compensation Fund for payment of higher-than-actuarially calculated workers' compensation costs. There were no comments from the public.

Council members and Risk Manager Gilbert Sanchez discussed the following topics: management of the claims by a third-party administrator, York Services; if York Services is incentivized to close-out claims; how payment is made to York Services; claims management; utilization review; and the balance of the Reserved Fund.

Council Member Molina made a motion to approve the ordinance, seconded by Council Member Roy. This Ordinance was passed on first reading and approved with the following vote:

Aye: 7 - Mayor McComb, Council Member Garza Jr., Council Member Guajardo, Council Member Lindsey-Opel, Council Member Molina, Council Member Roy and Council Member Smith

Absent: 2 - Council Member Hunter and Council Member Rubio

Abstained: 0

22. **First Reading Ordinance - Appropriating $550,000 for Selena Auditorium elevator modernization project**

Ordinance appropriating $550,000 from the unreserved fund balance of the Hotel Occupancy Tax Fund for modernization of elevators at the Selena Auditorium; and amending the FY18 operating budget.

Mayor McComb referred to Item 22. Assistant to the City Manager Esther Velazquez stated that the purpose of this item is to appropriate $550,000 from the Unreserved Fund Balance for modernization of elevators at the Selena Auditorium. There were no comments from the Council or the public.

Council Member Lindsey-Opel made a motion to approve the ordinance, seconded by Council Member Molina. This Ordinance was passed on first reading and approved with the following vote:

Aye: 7 - Mayor McComb, Council Member Garza Jr., Council Member Guajardo, Council Member Lindsey-Opel, Council Member Molina, Council Member Roy and Council Member Smith

Absent: 2 - Council Member Hunter and Council Member Rubio

Abstained: 0

P. FUTURE AGENDA ITEMS: (ITEMS 23 - 32)

Mayor McComb referred to Future Agenda Items. Interim City Manager Keith Selman stated that staff had a planned presentation on Item 28. Council members requested information on Items 30 and 31.

23. **Resolution for the Purchase and installation of Storage Cabinets for the Corpus Christi Museum of Science and History - Sole Source**

Resolution authorizing a four month service agreement with Southwest Solutions Group, of Lewisville, Texas for the purchase and installation of storage cabinets for a total amount not to exceed $218,299.

This Resolution was recommended to the consent agenda.

24. **Four-year Service Agreement for Emergency or Disaster**

Response Services

Motion authorizing a four-year service agreement with Garner Environmental Services, Inc. of Deer Park, Texas to secure required equipment and services in the event of an emergency or disaster for a total amount of $200,000 via General Services Administration's (GSA) Cooperative.

This Motion was recommended to the consent agenda.

25. Resolution approving submission of a grant application for Beach Cleaning and Maintenance

Resolution approving Texas General Land Office's Beach Cleaning and Maintenance Assistance Program FY 2018-2019 grant application.

This Resolution was recommended to the consent agenda.

26. Four-Year Service agreement for Bio-Monitoring Testing Services for Wastewater Treatment Plants

Motion authorizing a four-year service agreement with Bio-Aquatic Testing Inc., of Carrollton, Texas for bio-monitoring testing services for the wastewater treatment plants for a total amount not to exceed $173,040.

This Motion was recommended to the consent agenda.

27. Amendment No. 1 to the Master Services Agreement for Professional Survey Services

Motion authorizing Amendment No. 1 to the Master Services Agreement with Urban Engineering of Corpus Christi, Texas in the amount of $60,000 for a total restated fee of $85,000 for Professional Survey Services per year with the option to administratively renew for one additional year for a total contract price of $170,000.

This Motion was recommended to the consent agenda.

28. Resolution Approving Construction Contracts for Residential Street Rebuild Program (RSRP) Bond 2016

Resolution rejecting bids and authorizing construction contracts with A. Ortiz Construction & Paving, Inc., of Corpus Christi, Texas in the amount of $4,570,000 for Base Bid Part 1 and with J. Carroll Weaver, Inc., of Sinton, Texas in the amount of $4,390,000 for Base Bid Part 2 for the Bond 2016 Residential Street Rebuild Program Project.

This Resolution was recommended to the consent agenda.

29. **Purchase of Three Trucks for Solid Waste Operations**

Motion authorizing the purchase of one side loading refuse truck from Rush Truck Center of New Braunfels, Texas, and two self-loading brush trucks from Houston Freightliners of Houston, Texas via HGAC and two Chassis for the trucks from Petersen Industries of Lake Wells, Florida via NJPA for a total amount not to exceed $650,394.80.

This Motion was recommended to the consent agenda.

30. **Disaster Debris Clearing, Removal and Disposal Services**

Motion authorizing a two-year service agreement to provide disaster debris clearing, removal and disposal services with TFR Enterprises, Inc., of Leander, Texas for $168,893,230, with two two-year options for a total potential multi-year amount of $506,679,690.

This Motion was recommended to the consent agenda.

31. **Two-year Service Agreement for Storm Debris Removal Monitoring and Consulting Services**

Motion authorizing a two-year service agreement to provide storm debris monitoring and consulting services with Thompson Consulting Services, LLC, of Lake Mary, Florida for $871,875, with two two-year options for a total potential multi-year amount of $2,615,625.

This Motion was recommended to the consent agenda.

32. **Master Agreement - Municipal Lease Line of Credit**

Motion approving a two-year Master Lease-Purchase Financing Agreement with JPMorgan Chase Bank, N.A. of Chicago, Illinois for an estimated expenditure of $11,883,665, with three additional options for one-year periods.

This Motion was recommended to the consent agenda.

Q. BRIEFINGS: (NONE)

R. EXECUTIVE SESSION: (ITEMS 33 - 34)

Mayor McComb referred to Executive Session Items 33 and 34. The Council went into executive session at 5:53 p.m. The Council returned from executive session at 6:39 p.m.

33. **Executive session pursuant to Texas Government Code § 551.071 and** Texas Disciplinary Rules of Professional Conduct Rule 1.05 to

consult with attorneys concerning legal issues related to economic development agreements, industrial district agreements, entities that are signatories to the City's industrial district agreements, annexation, and disannexation, (including, but not limited to, transactions involving Flint Hills Resources Corpus Christi, LLC (and LP) and related entities) and pursuant **to Texas Government Code § 551.087** to discuss or deliberate regarding commercial or financial information relating to some or all of the aforementioned matters and entities that the governmental body seeks to have locate, stay, or expand in or near the territory of the governmental body and with which the governmental body is conducting economic development negotiations and/or financial or other incentives involving said business prospect.

This E-Session Item was discussed in executive session.

34. **Executive Session pursuant to Texas Government Code § 551.071** and Texas Disciplinary Rules of Professional Conduct Rule 1.05 to consult with attorneys concerning claims, pending litigation, potential settlement, attorney's fees, and/or other potential legal matters regarding lawsuits of *Salinas Construction Technologies, Ltd. and Salinas and Sons, Inc. v. City of Corpus Christi*, *Graham Construction Services, Inc. v. City of Corpus Christi, et al*, and other lawsuits against the City and the City's officers and employees.

This E-Session Item was discussed in executive session.

S. IDENTIFY COUNCIL FUTURE AGENDA ITEMS

None.

T. ADJOURNMENT

The meeting was adjourned at 6:41 p.m.

Unique Appendices

Corpus Christi, Texas

Unique Appendices *for the* 2018-2022 Five Year Consolidated Plan and 2018 Annual Action Plan

August 2018

Table of Contents

NA-30 Disproportionately Greater Need: Discussion – 91.205(b)(2) 3
MA-10 Number of Housing Units – 91.210(a)&(b)(2) 6
ESG Written Standards 8

NA-30 Disproportionately Greater Need: Discussion – 91.205(b)(2)

Are there any Income categories in which a racial or ethnic group has disproportionately greater need than the needs of that income category as a whole?

The impact of housing problems in Corpus Christi varies primarily by income level. However, the following groups within an income tier and race/ethnicity category experienced problems at a rate at least 10 percentage points higher than the City as a whole:

Housing Problems

- Black households earning 51-80% of AMI.
- Asian households earning 51%-80% of AMI and 81-100% of AMI (small sample size).
- American Indian, Alaska Native earning 0-30% of AMI (small sample size).
- Pacific Islander households earning 81-100% of AMI (small sample size).

Severe Housing Problems

- Asian households earning 0%-30% of AMI, 31-50% of AMI and 81-100% of AMI.
- Pacific Islander households earning 81-100% of AMI (small sample size).

While Hispanic households don't exceed the threshold of 10 percentage points more than the corresponding level as a whole, numerically Hispanics are by far the largest ethnic group with both housing problems and severe housing problems.

Cost Burden

According to HUDs definition, no racial/ethnic groups in Corpus Christi experienced cost burden at a disproportionate level using the HUD definition as defined above. Nevertheless, the data shows that a large number of Hispanics, 19,795, and Blacks, 2,250, have a cost burden over 30%.

If they have needs not identified above, what are those needs?

The needs among races/ethnicities are indicated above. Households in the lower income categories have more general needs, as described in NA-10 and the Housing Market Analysis.

Are any of those racial or ethnic groups located in specific areas or neighborhoods in your community?

According to the AFH, as shown in HUD Map 6.1 on the following page, the areas with the highest concentration of housing burden in Corpus Christi are the north-central, west-central, and northeast areas of the city. the north-central area includes several neighborhoods designated as racially or ethnically concentrated areas of poverty (R/ECAPs) due to their high concentrations of Hispanic and Black residents and the fact that at least 40 percent of residents are below the

federal poverty line. According to HUD Map 6.2 (next page), this includes many residents from Mexico.

The west-central area, around Corpus Christi International Airport, has a high concentration of Hispanic residents. HUD Map 6.2 shows that this area has some residents from Mexico, but not as many as the north-central area.

The northeast area has a relatively diverse mix of Hispanic and Non-Hispanic White residents. HUD Map 6.2 shows that this area includes some residents from Mexico as well as other residents.

Please find both maps on the following page.

HUD Map 6.1 Housing Burden and Race/Ethnicity

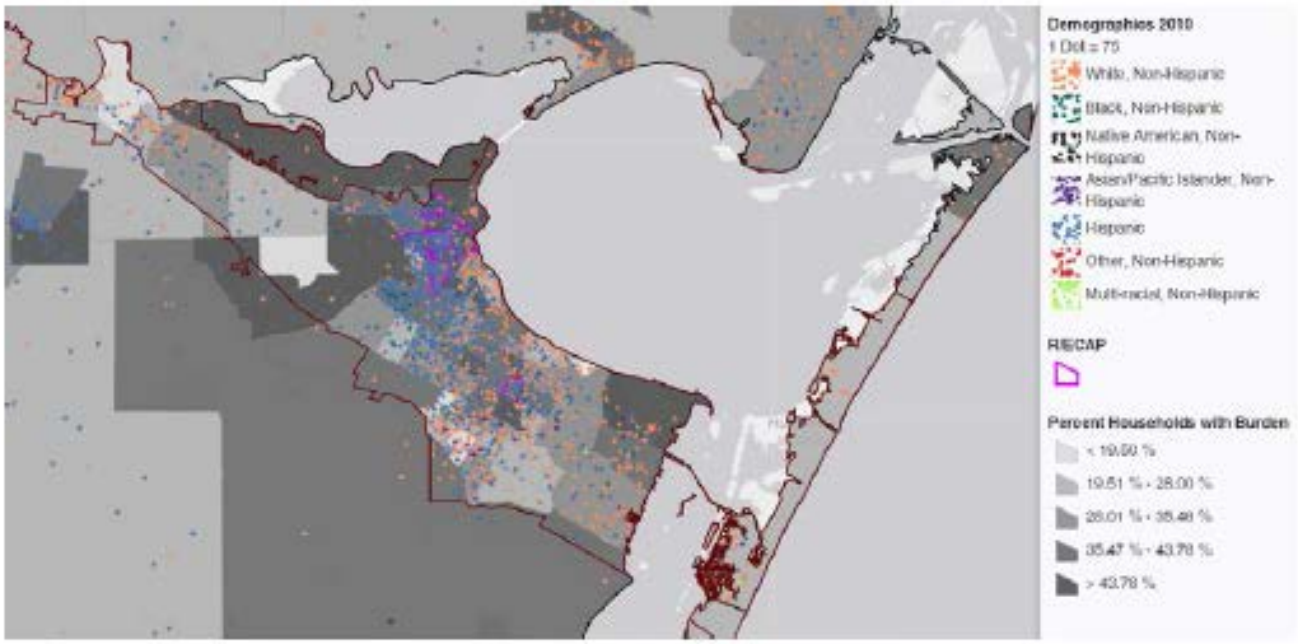

HUD Map 6.2 Housing Burden and National Origin

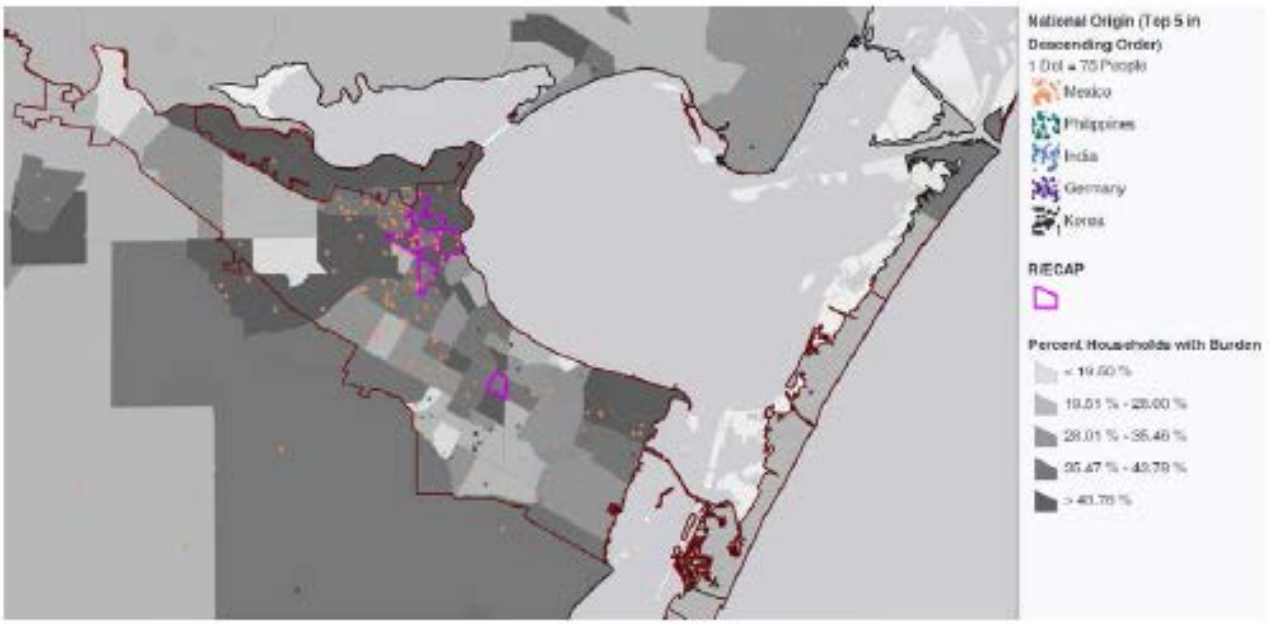

MA-10 Number of Housing Units – 91.210(a)&(b)(2)

Introduction

The housing stock in Corpus Christi is mostly single-family (68%) and owner-occupied (68%). The majority of multi-family units are located in medium-sized structures (5 to 19 units). Given the number of households that are cost burdened, as described in the Needs Assessment, and the length of the Housing Authority's waiting lists, it is clear that the number of affordable units in the City is insufficient to meet the level of demand. With 17% (2013 ACS) of the City's population living in poverty, the need for more affordable housing, both owner- and renter-occupied, is strong throughout the community.

All residential properties by number of units

Property Type	Number	%
1-unit detached structure	82,926	66%
1-unit, attached structure	2,578	2%
2-4 units	11,487	9%
5-19 units	16,629	13%
20 or more units	8,647	7%
Mobile Home, boat, RV, van, etc	3,253	3%
Total	***125,520***	***100%***

Table 1 – Residential Properties by Unit Number

Data Source: 2009-2013 ACS

Unit Size by Tenure

	Owners		Renters	
	Number	%	Number	%
No bedroom	232	0%	2,146	5%
1 bedroom	969	2%	12,893	27%
2 bedrooms	9,989	16%	18,237	38%
3 or more bedrooms	52,832	83%	14,443	30%
Total	***64,022***	***100%***	***47,719***	***100%***

Table 2 – Unit Size by Tenure

Data Source: 2009-2013 ACS

Describe the number and targeting (income level/type of family served) of units assisted with federal, state, and local programs.

The City is committed to allocating funds that serve the needs of the lowest-income and most disadvantaged residents. Households with incomes less than 80% of the area median income, particularly those with extremely low incomes (less than 30% of area median income), are priorities.

Provide an assessment of units expected to be lost from the affordable housing inventory for any reason, such as expiration of Section 8 contracts.

According to Policy Map's database on expiring project-based rental assistance (PBRA), which includes project-based Section 8, Section 202, Section 811, RAP, LIHTC, and HOME, there are 2,246 actively subsidized units in the City at-risk for conversion to market-rate units within the next ten years. In the absence of intervention to preserve the affordability of these units, conversion would occur as the rental assistance or affordability periods expire and these units

would be lost from the affordable housing inventory. The following is a table of units expected to be lost from the inventory based on the Policy Map database.

Property Name	Subsidy End Date	Total Units
Arrowsmith Apts	2025	70
Buena Vida Apts	2026	100
Castle Manor Apts	2027	62
Corban Townhomes	2026	128
Gulfway Manor Apts	2022	151
Hampton Port Apts	2022	110
Holly Park Apts	2019	172
Lulac Village Park	2021	152
Navigation Pointe	2022	124
Riversquare Apts	2020	204
Sea Breeze Senior Apts	2022	200
Villas at Costa Tarragona I	2022	250
Villas at Costa Tarragona Ii	2027	96
Hampton Port	2021	100
Castle Manor Apts.	2026	61
Lantana Square Apts	2026	44
Arrowsmith Apts.	2024	70
Lulac Village Park	2019	152

Does the availability of housing units meet the needs of the population?

No. Like most of the nation, the City is currently experiencing a significant shortage of affordable and available rental units for extremely low-income households. According to 2009-2013 CHAS data, there are approximately 13,700 households in the City who earn under 30% AMI, only 3,595 (26%) of which are not cost burdened. Affordability is a major barrier for many residents in the City, both renters and homeowners.

CCHA has a waiting list of about 4,626 persons for its project-based units and a waiting list of around 4,279 persons for its Housing Choice Voucher program. This clearly indicates an unmet need for affordable housing within the general population.

Describe the need for specific types of housing:

There is a need for safe, sanitary, accessible, and affordable housing throughout the City. Specifically, there is a strong need for housing affordable to households earning less than 80% of the median income.

ESG Written Standards

City of Corpus Christi

Housing and Community Development Department

The following standards were developed for providing assistance with Emergency Solutions Grant (ESG) funds as required by 24 CFR 576.400(e).

Overview

The City of Corpus Christi (City) has developed written standards for the provision of ESG assistance which includes policies and procedures for evaluating each individual or family's eligibility to obtain ESG assistance. The Emergency Solutions Grant, formerly known as the Emergency Shelter Grant, reflects the change in the program's focus from addressing the needs of homeless people in emergency or transitional shelters to assisting people to quickly regain stability in permanent housing after experiencing a housing crisis and/or homelessness.

The Emergency Solutions Grants program written standard serves as a guide in administering the City's ESG funds. ESG regulations 24 CFR Part 576, as amended, are clear regarding eligible program uses: street outreach, emergency shelter, homelessness prevention, rapid re-housing assistance, and data collection through the Homeless Management Information System (HMIS).

The City has the discretion of identifying how program funds can best be utilized based on the needs of the homeless in the community. This includes evaluating the amount in administration funds allowable- the statutory cap is 7.5 percent-for sub-recipients.

The City will continue to refine its written standards through consultation with various service providers and the Continuum of Care.

Current Changes

The following are recent changes related to the ESG program, as per HUD regulations and/or the Housing and Community Development Department's Community Development Division.

1. Amendment Request
2. Client Eligibility
3. Reporting Date
4. Templates
5. Matching Funds

Amendment Request

The Sub-recipient is allowed a maximum of one (1) amendment request per program year. Any sub- recipient making a request must submit a formal timely request on agency letterhead, addressed to the Community Development (CD) Administrator, Housing and Community Development Department (HCD), and provide detailed information as to the reason the amendment is being requested. The HCD has ten (10) business days to respond with its decision. Please note that any amendment request must be authorized by the CD Administrator before a sub-recipient can make changes as requested.

Client Eligibility

Individuals or Families seeking assistance for homeless prevention must be at 30% of the Area Median Income (AMI) or below. In addition, individuals or family requesting services through the ESG program must meet HUD's definition of homelessness or at-risk of homelessness. To determine if an individual or family is income eligible, the sub-recipient must examine an individual or family's annual income to ensure that it does not exceed the most current area income limits as posted on.

http://www.huduser .org/datasets/il.html

Additionally, below are the different categories clients can qualify for assistance:

NOTE: OR signifies either/or category, while AND signifies the client must meet all criteria listed.

1. At-Risk of Homelessness:

   a. Category 1- Individual or Family

      i. 30% of AMI or below

      And

      ii. Insufficient resources or support networks immediately available to prevent household from moving into an emergency shelter, hotel or motel placement or place not fit for human habitation

      AND

      iii. Meets one of the following conditions:

      1. Two moves in the past 60 days due to economic hardship
      2. Living doubled-up due to economic hardship
      3. Possess written notice terminating current living situation within 21 days of application
      4. Living in hotel or motel paid for by household income
      5. Living in crowded conditions: SRO or Efficiency with more than 2

people or larger unit with more than 1.5 people per room

6. Exiting publicly funded institution
7. Living in housing with characteristics associated with instability and increased risk of homelessness

b. Category 2 - Unaccompanied children and youth

A child or youth who does not qualify as homeless under the homeless definition, but qualifies as homeless under another Federal statute

i. Runaway and Homeless Youth Act
ii. Head Start Act
iii. Violence Against Women Act
iv. Public Health Service Act
v. Food and Nutrition Act
vi. Child Nutrition Act

c. Category 3- Families with Children and Youth

An unaccompanied Youth Who does not qualify as homeless under section 725(2) of the McKinney-Vento Homeless Assistance Act, and the parents or guardians of that child or youth living with them

2. Homeless

a. Category 1- Literally Homeless

An individual or family who lacks a fixed, regular, and adequate nighttime residence, meaning:

i. An individual or family with a primary nighttime residence that is a public or private place not designed for or ordinarily used as a regular sleeping accommodation for human beings, including a car, park, abandoned building, bus or train station, airport, or camping ground
ii. An individual or family living in a supervised publicly or privately-operated shelter designated to provide temporary living arrangements (including congregate shelters, transitional housing, and hotels and motels paid for by charitable organizations or by federal, state, or local government programs for low-income individuals)
iii. An individual who is exiting an institution where he or she resided for 90 days or less and who resided in an emergency shelter or place not meant for human habitation immediately before entering that institution

b. Category 2- Imminent Risk of Homelessness

Individual or family who will imminently lose their primary nighttime residence, provided that:

i. The primary nighttime residence will be lost within 14 days of the date of application for homeless assistance

ii. No subsequent residence has been identified

AND

iii. The individual or family lacks the resources or support networks, e.g., family friends, faith-based or other social networks, needed to obtain permanent housing

c. Category 3- Homeless under other Federal statute

Unaccompanied youth under 25 years of age, or families with children and youth, who do not otherwise qualify homeless under this definition, but who:

i. Are defined as homeless under
   1. Section 387 of the Runaway and Homeless Youth Act
   2. Head Start Act
   3. Food and Nutrition Act of 2008
   4. Section 725 of the McKinney-Vento Homeless Assistance Act

ii. Have not had a lease, ownership interest, or occupancy agreement in permanent housing at any time during the 60 days immediately preceding the date of application for homeless assistance

AND

iii. Have experienced persistent instability as measured by two moves or more during the 60-day period immediately preceding the date of applying for homeless assistance

d. Category 4-Fleeing/Attempting to flee

DV Any individual or family who

i. Is fleeing, or is attempting to flee, domestic violence, dating violence, sexual assault, stalking, or other dangerous or life-threatening conditions that relate to violence against the individual or a family member, including a child, that has either taken place within the individual's or family's primary nighttime residence or has made the individual or family afraid to return to their primary nighttime residence

ii. Has no other residence

And

iii. Lacks the resources or support networks, e.g., family, friends, faith based or other social networks, to obtain other permanent housing

Reporting Date

1. Monthly payment requests, expenditure reports, matching funds shall be submitted, in a format prescribed by the City which identify the allowable expenditures incurred under this contract.

2. Quarterly performance reports shall be submitted, in a format prescribed by the City, by the first Wednesday of the month after the quarter end, which identify the activities accomplished under this contract.

3. The City of Corpus Christi program year begins on October 1st and ends on September 30th of the following year. At completion of all activities, a contract closeout report must be submitted within 30 days of the end of the contract. The Sub-recipient is required to supply such information, in such form and format as the City may require. All records and reports must be made available to any authorized City representative upon request and without prior notice.

4. All ESG Sub-recipients must use HMIS to report on clients served by the ESG program.

Templates

The City will promote efficiency in reporting, promote cost-savings, reduce and simplify paperwork and ensure that applicable laws, statutes, and regulations are applied in the design of newly created standard reporting forms for all sub-recipients. These forms are all included as attachments in the agreement for the 2014 Program Year.

Matching Funds

The City will meet the required dollar-for-dollar ESG match requirement by requiring sub-recipients to match their award dollar-for-dollar with eligible match sources on a monthly basis. The amount will be reported on the sub-recipient's monthly report and reimbursement request form. The dollar-for-dollar match from sub-recipients can be in cash expended for allowable costs identified by OMB Circular A-87 and A-122. Additionally, program income for the ESG program can also be used as match funds.

Further, the value of any real property, equipment, goods, or services can also be used as dollar-for- dollar match.

The City will provide its own match for administrative funds allocated to the City from staff salaries used to administer the grant.

Eligible Organizations

The Sub-recipient must be a unit of local government or a private, non-profit organization, as defined by the Internal Revenue Service tax code, evidenced by having a Federal identification number, filed articles of incorporation, and written organizational by-laws.

Further, ESG sub-recipients must meet the following criteria to become eligible for assistance under one or multiple activities:

1. Street Outreach (24 CFR 576.101)

    a. Essential Services
        i. Related to reaching out to unsheltered homeless individuals and families, connecting them with emergency shelter, housing, or critical services, and providing them with urgent, non-facility-based care. Eligible costs include engagement, case management, emergency health and mental health services, transportation, and services for special populations.

2. Emergency Shelter (24 CFR 576.102)

    Any facility with primary purpose to provide a temporary shelter for the homeless in general or for specific populations of the homeless and which does not require occupants to sign leases or occupancy agreements. Any project funded as an emergency shelter.

    a. Renovation
        i. Include major rehabilitation or conversion, of a building to serve as an emergency shelter. The emergency shelter must be owned by a government entity or private nonprofit organization. The shelter must serve homeless persons for at least 3 or 10 years, depending on the type of renovation and the value of the building. Note: Property acquisition and new construction are ineligible ESG activities.
    b. Essential Services
        i. Include case management, child care, education services, employment assistance and job training, outpatient health services, legal services, life skills training, mental health services, substance abuse treatment services, transportation, and services for special populations.
    c. Shelter Operations,
        i. Include maintenance, rent, repair, security, fuel, equipment, insurance, utilities, food, furnishings, and supplies necessary for the operation of the emergency shelter. Where no appropriate emergency shelter is available for a homeless family or individual, eligible costs may also include a hotel or motel voucher for that family or

individual.

3. Homeless Prevention (24 CFR 576.03)

Housing relocation and stabilization services and short-and/or medium-term rental assistance as necessary to prevent the individual or family from moving to an emergency shelter, a place not meant for human habitation, or another place described in paragraph (1) of the homeless definition.

a. The costs of homelessness prevention are only eligible to the extent that the assistance is necessary to help the program participant regain stability in their current housing or move into other permanent housing and achieve stability in that housing. Eligible costs include:

i. Rental Assistance: rental assistance and rental arrears

ii. Financial assistance: rental application fees, security and utility deposits, utility payments, last month's rent, moving costs

111. Services: housing search and placement, housing stability case management, landlord-tenant mediation, tenant legal services, credit repair

4. Rapid Re-Housing {24 CFR 576.04)

Housing relocation and stabilization services and/or short-and/or medium-term rental assistance as necessary to help individuals or families living in shelters or in places not meant for human habitation move as quickly as possible into permanent housing and achieve stability in that housing.

a. Eligible costs include:

i. Rental Assistance: rental assistance and rental arrears

ii. Financial assistance: rental application fees, security and utility deposits, utility payments, last month's rent, moving costs

iii. Services: housing search and placement, housing stability case management, landlord- tenant mediation, tenant legal services, credit repair

5. Data Collection (24 CFR 576.07)

a. ESG funds may be used to pay for the costs of participating in and contributing to the HMIS designated by the Continuum of Care for the area. More information about using an HMIS is available on the HMIS page.

Ineligible Organizations

An organization will not be eligible to apply for ESG funds if it meets the following conditions:

1. Outstanding audit or monitoring finding, unless appropriately addressed by a corrective action plan
2. Current appearance on the List of Suspended and Debarred Contractors
3. Terms and conditions of existing contract are not in full compliance
4. History of non-performance with contracts

Written Standards for Provision of ESG Assistance

Standard policies and procedures for evaluating individuals' and families eligibility for Assistance under ESG.

Per 24 CFR 576.401 ESG sub-recipients must conduct an initial evaluation to determine each individual or family's eligibility for ESG assistance and the amount and types of assistance the individual or family needs to regain stability in permanent housing.

ESG sub-recipients must reevaluate the program participant's eligibility and the types and amounts of assistance the participant needs; not less than once every 3 months for participants who are receiving homelessness prevention assistance and rapid re-housing assistance.

At the sub-recipient's discretion, reevaluations may be conducted more frequently than required by 24 CFR 576.401 and may also be incorporated into the case management process which must occur not less than monthly for homelessness prevention and rapid re-housing participants – See 24 CFR 576.401 (e) (i). Regardless of which timeframe is used, reevaluations, must at minimum, establish that:

The program participant does not have an annual income that exceeds 30 percent of median family income for the area, as determined by HUD; and the program participant lacks sufficient resources and support networks necessary to retain housing without ESG assistance. To determine if an individual or family is income eligible, the sub-recipient must examine an individual or family's annual income to ensure that it does not exceed the most current area income limits as posted on:

http://www.huduser.org/datasets/il.html

When the program participant's income or other circumstances change (e.g. changes in household composition) that affects the program participant's need for assistance under ESG, the sub-recipient must reevaluate the program participant's eligibility and the amount and types of assistance the program participant needs.

Standards for targeting and providing essential services related to street outreach

The City of Corpus Christi does not target ESG funding to any geographic area or client population. ESG sub-recipients are selected through a request for proposal process based on service provision. Sub- recipients will not duplicate services in the same Corpus Christi area of operation.

ESG funding may be used for costs of providing essential services necessary to reach out to unsheltered homeless people; connect them with emergency shelter, housing, or critical services; and provide urgent, non-facility-based care to unsheltered homeless people who are unwilling or unable to access emergency shelter, housing, or an appropriate health facility. For the purposes of this section, the term "unsheltered homeless people" means individuals and families who qualify as homeless under paragraph (1) (i) of the "homeless" definition under 24 CFR Part 576.2. As outlined in 24 CFR Part 576.101, essential services consist of:

i. Engagement;
ii. Case management;
iii. Emergency health services – only when other appropriate health services are inaccessible or unavailable within the area;
iv. Emergency mental health services – only when other appropriate mental health services are inaccessible or unavailable within the area;
v. Transportation; and
vi. Services for special populations.

ESG sub-recipients must determine an individual's or family's vulnerability and unwillingness or inability to access emergency shelter, housing, or an appropriate health facility, prior to providing essential services under this component to ensure that ESG funding is used to assist those with the greatest need for street outreach assistance.

Policies and procedures for admission, diversion, referral and discharge by emergency shelters

a. Emergency Shelter Definition

The term Emergency Shelter was revised by 24 CFR Part 576.2 to mean "any facility, the primary purpose of which is to provide a temporary shelter for the homeless in general or for specific populations of the homeless and which does not require occupants to sign leases or occupancy agreements. This definition excludes transitional housing. However, projects that were funded as an emergency shelter (shelter operations) under the FY 2010 Emergency Shelter Grants program may continue to be funded under the emergency shelter component under the Emergency Solutions Grants program, regardless of whether the project meets the revised definition.

b. Admission, Diversion and Referral

Shelter stays should be avoided, if possible, and when not possible, limited to the shortest time necessary to help participants regain permanent housing. Consistent with Section (a) of this document, ESG sub-recipients must conduct an initial evaluation of all individuals or families to determine if they should be admitted to an emergency shelter, diverted to a provider of other ESG- funded components, such as rapid re-housing or homeless prevention assistance, or referred for other mainstream resources.

c. ESG sub-recipients must determine that individuals and families meet category (1), (2), (3), or (4) of the Homeless Definitions listed below and rate the individual's or family's vulnerability to ensure that only those individuals or families that have the greatest need for emergency shelter assistance receive ESG funded assistance.

i. Category 1-Literally Homeless
ii. Category 2 - Imminent Risk of Homeless
iii. Category 3 - Homeless under Other Federal Statutes
iv. Category 4 - Fleeing/Attempting to Flee DV

d. ESG sub-recipients must also reassess emergency shelter participants, on an ongoing basis, to help determine the earliest possible time that they can be discharged to permanent housing. All persons discharged from emergency shelters will have their exit status entered into HMIS and will be provided discharge paperwork.

e. Safety and Shelter Needs of Special Populations

a. ESG funding may be used to provide services for homeless youth, victim services, and services for people living with HIV/AIDS, so long as the costs of providing these services are eligible under the regulations for the emergency shelter component found at 24 CFR Part 576.102.

b. Consistent with ESG recordkeeping and reporting requirements found at 24 CFR Part 576.500, ESG sub-recipients must develop and apply written policies to ensure the safety of program participants through the following actions:

i. All grantees and sub-grantees will take appropriate measures to provide for client confidentiality. Grantees and sub-grantees will develop and implement procedures to guarantee the confidentiality of records concerning program participants. All records containing personally identifying information (as defined in HUD's standards for participation, data collection, and reporting in a local HMIS) of any individual or family who applies for and receives ESG assistance will be kept secure and confidential.

ii. The address or location of any domestic violence, dating violence, sexual assault, or stalking shelter project assisted under the ESG will not be made public, except with written authorization of the person responsible for the operation of the shelter, and

iii. The address or location of any housing of a program participant, including youth, individuals living with HIV/AIDS, victims of domestic violence, dating violence, sexual assault, and stalking; and individuals and families who have the highest barriers to housing will not be made public, except as provided under a preexisting privacy policy of the sub-recipient and consistent with state and local laws regarding privacy and obligations of confidentiality

c. In addition, ESG sub-recipients must adhere to the following ESG shelter and housing standards found at 24 CFR Part 576.403 to ensure that shelter and housing facilities are safe, sanitary, and adequately maintained:

i. Lead-Based Paint Requirements. The Lead-Based Paint Poisoning Prevention Act applies to all shelters assisted under ESG program and all housing occupied by program participants. All ESG sub-recipients are required to conduct a Lead-Based Paint inspection on all units receiving assistance under the rapid re-housing AND homelessness prevention components if the unit was built before 1978 and a child under age of six or a pregnant woman resides in the unit.

ii. Structure and Materials. The shelter building should be structurally sound to protect residents from the elements and not pose any threat to health and safety of the residents.

iii. Access. The shelter must be accessible, and there should be a second means of exiting the facility in the case of emergency or fire.

iv. Space and Security. Each resident should have adequate space and security for themselves and their belongings. Each resident must have an acceptable place to sleep.

v. Interior Air Quality. Each room or space within the shelter/facility must have a natural or mechanical means of ventilation. The interior air should be free of pollutants at a level that might threaten or harm the health of residents.

vi. Water Supply. The shelter's water supply should be free of contamination.

vii. Sanitary Facilities. Each resident should have access to sanitary facilities that are in proper operating condition. These facilities should be able to be used in privacy, and be adequate for personal cleanliness and the disposal of human waste.

viii. Thermal Environment. The shelter/facility must have any necessary heating/cooling facilities in proper operating condition.

ix. Illumination and Electricity. The shelter/facility should have adequate natural

or artificial illumination to permit normal indoor activities and support health and safety. There should be sufficient electrical sources to permit the safe use of electrical appliances in the shelter.

x. Food Preparation. Food preparation areas, if any, should contain suitable space and equipment to store, prepare and serve food in a safe and sanitary manner.

xi. Sanitary Conditions. The shelter should be maintained in a sanitary condition.

xii. Fire Safety-Sleeping Areas. There should be at least one working smoke detector in each occupied unit of the shelter facility. In addition, smoke detectors should be located near sleeping areas where possible. The fire alarm system should be designed for a hearing-impaired resident.

13. Fire Safety-Common Areas. All public areas of the shelter must have at least one working smoke detector.

Policies and procedures for assessing, prioritizing and reassessing individuals' and families' needs for essential services related to emergency shelter.

a. City of Corpus Christi will allow agency developed intake and assessment tools and protocols that will be used by all agencies that receive ESG. In addition, the City will continue to collaborate with all Coe partners, including those that exist within the City of Corpus Christi region to share best practices and further develop common tools, including reporting templates, assessment documents, etc. The tools and protocols will create consistency in client intake and assessment and provide basis for appropriate agency referral and to develop targeting and prioritization protocols.

b. Upon completion of the common intake and assessment tools and protocols, all ESG sub-recipients will use that system to help determine the individual or family need for emergency shelter or other ESG-funded assistance, including essential services related to emergency shelter.

c. ESG funding may be used to provide essential services to individuals and families who are in an emergency shelter. Essential services for participants of emergency shelter assistance can include case management, child care, education services, employment assistance and job training, outpatient health services, legal services, life skills training, mental health services, substance abuse treatment services, transportation, and services for special populations.

d. ESG sub-recipients are responsible to assess an individual or family's initial need for emergency shelter including the need for essential services for emergency shelter and must re-assess their need on an ongoing basis to ensure that only those individuals or families with the greatest need receive ESG-funded emergency shelter assistance. Shelters that serve families must serve all eligible families and may not refuse services based on the age of children or the size of the family.

e. Client re-assessment will take place at the participant level and at the service provider level. Clients meet with case managers throughout their participation in the program, have regular progress evaluations and re-assessment of clients' need for essential services related to emergency shelter. Clients have opportunity to provide feedback and assessment about programs and services as well.

Policies and procedures for coordination among emergency shelter providers, essential service providers, homelessness prevention and rapid re-housing assistance providers, other homeless assistance providers, and mainstream service and housing providers.

Coordination to assist the homeless and prevent homelessness will come from the leadership of the local Continuum of Care – Homeless Issues Partnership, Inc. Active engagement and membership in the local homeless coalition is strongly encouraged. The CoC will further engage and coordinate resources amongst other entities to improve current programs and funding.

Policies and procedures for determining and prioritizing which eligible families and individuals will receive homelessness prevention assistance and which eligible families and individuals will receive rapid re-housing assistance.

a. ESG-funded agencies will be responsible for ensuring that potential participants are served, with provisions for targeting some services to eligible households who meet prioritization criteria established through the Continuum of Care using coordinated assessment protocols.

b. A key component to successful implementation of a coordinated assessment system within the City of Corpus Christi is a common screening and assessment process developed through the COC. Screening and assessment thoroughly explores a family's or individual's situation and pinpoints their unique housing and service needs. Based upon the assessment, families and individuals should be referred to the kinds of housing and services most appropriate to their situations and need.

c. The common assessment tool aids matching individuals and families with the most appropriate assistance. Under homelessness prevention, ESG assistance is available to individuals and families below 30% of Area Median Income {AMI), and are homeless or at risk of becoming homeless.

d. ESG funds can be used to prevent an individual or family from becoming homeless and regain stability in current housing or other permanent housing. Rapid re-housing funds can be used to assist individuals and families who are literally homeless progress toward permanent housing and achieve housing stability.

   i. Homeless Prevention Households will be re-certified for continued eligibility every 3 months.
   ii. Rapid Re-Housing Households will be re-certified annually.

Standards for determining the share of rent and utility costs that program participants must pay, if any, while receiving homelessness prevention or rapid re-housing assistance.

a. Standards for both homelessness prevention and rapid re-housing for determining the share of rent and utilities costs that each program participant must pay, if any, will be based on the following:

   i. Rental assistance cannot be provided for a unit unless the rent for that unit is at or below the current Fair Market Rent limit, established by HUD.
   ii. The rent charged for a unit must be reasonable in relation to rents currently being charged for comparable units in the private unassisted market and must not be in excess of rents currently being charged by the owner for comparable unassisted units. See 24 CFR 574.320.
   iii. The rental unit must meet minimum habitability standards found at 24 CFR 576.403.
   iv. There must be a rental assistance agreement and lease between the property manager and tenant.
   v. No rental assistance may be made to an individual or family that is receiving rental assistance from another public source for the same time period.
   vi. Rental assistance may not be provided to a participant who is currently receiving replacement housing payments under Uniform Relocation Assistance

b. Per 24 CFR 576.106 (e), ESG sub-recipients may make rental assistance payments only to an owner with whom the sub-recipient has entered into a rental assistance agreement. The rental assistance agreement must set forth the terms under which rental assistance will be provided, including the requirements that apply under this section. The rental assistance agreement must provide that, during the term of the agreement, the owner must give the sub-recipient a copy of any notice to the program participant to vacate the housing unit, or any complaint used under state or local law to commence an eviction action against the program participant.

Standards for determining how long a particular program participant will receive rental assistance and whether and how the amount of that assistance will be adjusted over time.

a. Subject to the general conditions under 24 CFR 576.103 and 24 CFR Part 576.104, ESG sub-recipients may provide a program participant with up to 24 months of rental assistance during any 3-year period. This assistance may be short-term rental assistance, medium-term rental assistance, payment of rental arrears, or any combination of this assistance.
   i. Short-term rental assistance is assistance for up to 3 months of rent.
   ii. Medium-term rental assistance is assistance for more than 3 months but not more than 10 months of rent.

iii. Payment of rental arrears may consist of a one-time payment for up to 3 months of rent in arrears, including any late fees on those arrears.

b. The maximum amount of rental assistance provided, and an individual or family's level of responsibility for rent payments, over time, shall be determined by the ESG sub-recipient and shall be reflective of the individual or family's need for rental assistance and the level of financial resources available to the ESG sub-recipient.

c. Rental assistance will end if and when other subsidy begins, such as Section 8 Housing Choice Voucher, public housing, or project based rental subsidy.

d. Guidance from the Texas Homeless Network, through Balance of State, will establish, evaluate and modify rental assistance parameters based on data such as community need, outcomes and available funding within the HUD guidelines.

Standards for determining the type, amount, and duration of housing stabilization and relocation services to provide a program participant, including the limits, if any, on the homelessness prevention or rapid re-housing assistance that each program participant may receive, such as the maximum amount of assistance, maximum number of months the program participants receives assistance; or the maximum number of times the program participants may receive assistance.

a. Subject to the general conditions under 24 CFR 576.103 and 24 CFR Part 576.104, sub-recipients may use ESG funding to pay housing owners, utility companies, and other third parties for some or all of the following costs, as allowed under 24 CFR 576.105:

i. Rental application fees
ii. Security deposits
iii. Last month's rent
iv. Utility deposits
v. Utility payments
vi. Moving costs, and
vii. Some limited services costs

b. Consistent with 24 CFR 576.105 (c), ESG sub-recipients determine the type, maximum amount and duration of housing stabilization and relocation services for individuals and families who arein need of homeless prevention or rapid re-housing assistance through the initial evaluation, re-evaluation and ongoing case management processes.

c. Consistent with 24 CFR 576.105(d), financial assistance for housing stabilization and relocation services cannot be provided to a program participant who is receiving the same type of assistance through other public sources or to a program participant who has been provided with replacement housing payments under the Uniform Relocation Act (URA) during the period of time covered by

the URA payments

Monitoring/ On-Site Visit

The three basic goals for oversight and monitoring of the progress and performance of ESG grantees/recipients include:

1. Ensure that ESG funds are used effectively to assist homeless individuals and families and that the basic ESG program goals are met

2. Ensure compliance with ESG regulations and program requirements in the usage of funds and in carrying out program activities

3. Enhance and develop the management capacity of grantees or recipients

Monitoring of sub-recipients will be conducted on an annual basis. New sub-recipients will be monitored on a quarterly basis and will be provided Technical Assistance on an as needed basis. Monitoring can take a number of forms and can include review of reimbursement requests, monthly reports, performance measures, and on-site assessments. If city representatives have a concern or finding the following will take place;

1. Concern
    a. A concern is a deficiency in program performance not based on statutory, regulatory, or other program requirement (sanctions or corrective actions are not authorized for concerns).
    b. City will bring the concern to the attention of the sub-recipient via formal letter sent certified mail and by email and recommend actions to address concerns and/or provide technical assistance.
    c. Concerns do not require a response.

2. Finding
    a. A finding is a deficiency in a sub-recipient's program performance based on material noncompliance with a statutory, regulatory, or program requirement for which sanctions or corrective actions are authorized.
    b. City of Corpus Christi will provide documentation via formal letter sent certified mail and by email and will include:
        i. Condition
        ii. Criteria
        iii. Cause

iv. Effect

v. Corrective action

3. The subrecipient must respond to City of Corpus Christi within thirty (30) business days of notification by;

   a. Concurring and undertaking suggested corrective actions
   b. Concurring and suggesting alternate corrective actions
   c. Providing additional information to address the finding

Failure to do so may lead to a de-obligation of funds. However, upon receipt of the Notice of De- obligation, the Sub-recipient has thirty (30) days to submit a formal letter of appeal. The agency must:

1. Submit the appeal on a formal letterhead, addressed to the NSD Director.

2. The letter of appeal must be a minimum of 300 words, detailing an explanation and must include an attached budget of proposed spending.

Recordkeeping Requirements

Financial records, supporting documents, statistical records, and all other records pertinent to an award shall be retained for a period of five years from the date of submission of the final expenditure report or, for awards that are renewed quarterly or annually, from the date of the submission of the quarterly or annual financial report, as authorized by HUD.

SF 424 and Certifications

OMB Number: 4040-0004
Expiration Date: 12/31/2019

Application for Federal Assistance SF-424

* 1. Type of Submission:
- [ ] Preapplication
- [x] Application
- [ ] Changed/Corrected Application

* 2. Type of Application:
- [x] New
- [ ] Continuation
- [ ] Revision

* If Revision, select appropriate letter(s):

* Other (Specify):

* 3. Date Received: 08/16/2018

4. Applicant Identifier: B-18-MC-48-0502

5a. Federal Entity Identifier:

5b. Federal Award Identifier:

State Use Only:

6. Date Received by State:

7. State Application Identifier:

8. APPLICANT INFORMATION:

* a. Legal Name: City of Corpus Christi

* b. Employer/Taxpayer Identification Number (EIN/TIN): 74-60000574

* c. Organizational DUNS: 0694577860000

d. Address:

* Street1: 1201 Leopard Street
Street2:
* City: Corpus Christi
County/Parish:
* State: TX: Texas
Province:
* Country: USA: UNITED STATES
* Zip / Postal Code: 78401-2825

e. Organizational Unit:

Department Name: Housing & Community Dev.

Division Name:

f. Name and contact information of person to be contacted on matters involving this application:

Prefix: Mr.
* First Name: Rudy
Middle Name:
* Last Name: Bentancourt
Suffix:

Title: Director

Organizational Affiliation: City of Corpus Christi

* Telephone Number: 361-826-3021
Fax Number:

* Email: rudyb@cctexas.com

Application for Federal Assistance SF-424

*** 9. Type of Applicant 1: Select Applicant Type:**

C: City or Township Government

Type of Applicant 2: Select Applicant Type:

Type of Applicant 3: Select Applicant Type:

* Other (specify):

*** 10. Name of Federal Agency:**

United States Department of Housing and Urban Development

11. Catalog of Federal Domestic Assistance Number:

14-218

CFDA Title:

Community Development Block Grant (CDBG) Program

*** 12. Funding Opportunity Number:**

NOTICE: CPD-18-01

* Title:

Guidance on Submitting Consolidated Plans and Annual Action Plans for Fiscal Year FY 2018.

13. Competition Identification Number:

Title:

14. Areas Affected by Project (Cities, Counties, States, etc.):

Add Attachment | Delete Attachment | View Attachment

*** 15. Descriptive Title of Applicant's Project:**

City of Corpus Christi CDBG

Attach supporting documents as specified in agency instructions.

Add Attachments | Delete Attachments | View Attachments

Application for Federal Assistance SF-424

16. Congressional Districts Of:

* a. Applicant: 27 * b. Program/Project: 27

Attach an additional list of Program/Project Congressional Districts if needed.

Add Attachment | Delete Attachment | View Attachment

17. Proposed Project:

* a. Start Date: 10/01/2018 * b. End Date: 09/30/2019

18. Estimated Funding ($):

* a. Federal	2,687,817.00
* b. Applicant	
* c. State	
* d. Local	
* e. Other	343,000.00
* f. Program Income	450,000.00
* g. TOTAL	3,480,817.00

*** 19. Is Application Subject to Review By State Under Executive Order 12372 Process?**

☐ a. This application was made available to the State under the Executive Order 12372 Process for review on

☐ b. Program is subject to E.O. 12372 but has not been selected by the State for review.

☒ c. Program is not covered by E.O. 12372.

*** 20. Is the Applicant Delinquent On Any Federal Debt? (If "Yes," provide explanation in attachment.)**

☐ Yes ☒ No

If "Yes", provide explanation and attach

Add Attachment | Delete Attachment | View Attachment

21. *By signing this application, I certify (1) to the statements contained in the list of certifications and (2) that the statements herein are true, complete and accurate to the best of my knowledge. I also provide the required assurances** and agree to comply with any resulting terms if I accept an award. I am aware that any false, fictitious, or fraudulent statements or claims may subject me to criminal, civil, or administrative penalties. (U.S. Code, Title 218, Section 1001)**

☒ ** I AGREE

** The list of certifications and assurances, or an internet site where you may obtain this list, is contained in the announcement or agency specific instructions.

Authorized Representative:

Prefix:	Mr.
* First Name:	Keith
Middle Name:	
* Last Name:	Selman
Suffix:	
* Title:	Interim City Manager
* Telephone Number:	361-826-3898
Fax Number:	
* Email:	KeithSe@cctexas.com

* Signature of Authorized Representative: Keith Selman * Date Signed: 7/26/18

OMB Number: 4040-0004
Expiration Date: 12/31/2019

Application for Federal Assistance SF-424

* 1. Type of Submission:	* 2. Type of Application:	* If Revision, select appropriate letter(s):
☐ Preapplication	☒ New	
☒ Application	☐ Continuation	* Other (Specify):
☐ Changed/Corrected Application	☐ Revision	

* 3. Date Received:	4. Applicant Identifier:
08/16/2018	M-18-MC-48-0502

5a. Federal Entity Identifier:	5b. Federal Award Identifier:

State Use Only:

6. Date Received by State:	7. State Application Identifier:

8. APPLICANT INFORMATION:

* a. Legal Name:	City of Corpus Christi

* b. Employer/Taxpayer Identification Number (EIN/TIN):	* c. Organizational DUNS:
74-60000574	0694577860000

d. Address:

* Street1:	1201 Leopard Street
Street2:	
* City:	Corpus Christi
County/Parish:	
* State:	TX: Texas
Province:	
* Country:	USA: UNITED STATES
* Zip / Postal Code:	78401-2825

e. Organizational Unit:

Department Name:	Division Name:
Housing & Community Dev.	

f. Name and contact information of person to be contacted on matters involving this application:

Prefix:	Mr.	* First Name:	Rudy
Middle Name:			
* Last Name:	Bentancourt		
Suffix:			

Title:	Director

Organizational Affiliation:
City of Corpus Christi

* Telephone Number:	361-826-3021	Fax Number:	

* Email:	rudyb@cctexas.com

Application for Federal Assistance SF-424

*** 9. Type of Applicant 1: Select Applicant Type:**

C: City or Township Government

Type of Applicant 2: Select Applicant Type:

Type of Applicant 3: Select Applicant Type:

* Other (specify):

*** 10. Name of Federal Agency:**

United States Department of Housing and Urban Development

11. Catalog of Federal Domestic Assistance Number:

14-239

CFDA Title:

HOME Investment Partnerships (HOME) Program

*** 12. Funding Opportunity Number:**

NOTICE: CPD-18-01

* Title:

Guidance on Submitting Consolidated Plans and Annual Action Plans for Fiscal Year FY 2018.

13. Competition Identification Number:

Title:

14. Areas Affected by Project (Cities, Counties, States, etc.):

Add Attachment | Delete Attachment | View Attachment

*** 15. Descriptive Title of Applicant's Project:**

City of Corpus Christi HOME

Attach supporting documents as specified in agency instructions.

Add Attachments | Delete Attachments | View Attachments

Application for Federal Assistance SF-424

16. Congressional Districts Of:

* a. Applicant: 27 * b. Program/Project: 27

Attach an additional list of Program/Project Congressional Districts if needed.

Add Attachment | Delete Attachment | View Attachment

17. Proposed Project:

* a. Start Date: 10/01/2018 * b. End Date: 09/30/2019

18. Estimated Funding ($):

* a. Federal	1,188,809.00
* b. Applicant	
* c. State	
* d. Local	
* e. Other	400,000.00
* f. Program Income	340,779.00
* g. TOTAL	1,929,588.00

*** 19. Is Application Subject to Review By State Under Executive Order 12372 Process?**

☐ a. This application was made available to the State under the Executive Order 12372 Process for review on .

☐ b. Program is subject to E.O. 12372 but has not been selected by the State for review.

☒ c. Program is not covered by E.O. 12372.

*** 20. Is the Applicant Delinquent On Any Federal Debt? (If "Yes," provide explanation in attachment.)**

☐ Yes ☒ No

If "Yes", provide explanation and attach

Add Attachment | Delete Attachment | View Attachment

21. *By signing this application, I certify (1) to the statements contained in the list of certifications and (2) that the statements herein are true, complete and accurate to the best of my knowledge. I also provide the required assurances** and agree to comply with any resulting terms if I accept an award. I am aware that any false, fictitious, or fraudulent statements or claims may subject me to criminal, civil, or administrative penalties. (U.S. Code, Title 218, Section 1001)**

☒ ** I AGREE

** The list of certifications and assurances, or an internet site where you may obtain this list, is contained in the announcement or agency specific instructions.

Authorized Representative:

Prefix: Mr. * First Name: Keith

Middle Name:

* Last Name: Selman

Suffix:

* Title: Interim City Manager

* Telephone Number: 361-826-3898 Fax Number:

* Email: KeithSe@cctexas.com

* Signature of Authorized Representative:  * Date Signed: 7/26/18

OMB Number: 4040-0004
Expiration Date: 12/31/2019

Application for Federal Assistance SF-424

* 1. Type of Submission:	* 2. Type of Application:	* If Revision, select appropriate letter(s):
☐ Preapplication	☒ New	
☒ Application	☐ Continuation	* Other (Specify):
☐ Changed/Corrected Application	☐ Revision	

* 3. Date Received:	4. Applicant Identifier:
08/16/2018	S-18-MC-48-0502

5a. Federal Entity Identifier:	5b. Federal Award Identifier:

State Use Only:

6. Date Received by State:	7. State Application Identifier:

8. APPLICANT INFORMATION:

* a. Legal Name:	City of Corpus Christi

* b. Employer/Taxpayer Identification Number (EIN/TIN):	* c. Organizational DUNS:
74-60000574	0694577860000

d. Address:

* Street1:	1201 Leopard Street
Street2:	
* City:	Corpus Christi
County/Parish:	
* State:	TX: Texas
Province:	
* Country:	USA: UNITED STATES
* Zip / Postal Code:	78401-2825

e. Organizational Unit:

Department Name:	Division Name:
Housing & Community Dev.	

f. Name and contact information of person to be contacted on matters involving this application:

Prefix:	Mr.	* First Name:	Rudy
Middle Name:			
* Last Name:	Bentancourt		
Suffix:			

Title:	Director

Organizational Affiliation:
City of Corpus Christi

* Telephone Number:	361-826-3021	Fax Number:	

* Email:	rudyb@cctexas.com

Application for Federal Assistance SF-424

*** 9. Type of Applicant 1: Select Applicant Type:**

C: City or Township Government

Type of Applicant 2: Select Applicant Type:

Type of Applicant 3: Select Applicant Type:

* Other (specify):

*** 10. Name of Federal Agency:**

United States Department of Housing and Urban Development

11. Catalog of Federal Domestic Assistance Number:

14-246

CFDA Title:

Emergency Solutions Grant (ESG) Program

*** 12. Funding Opportunity Number:**

NOTICE: CPD-18-01

* Title:

Guidance on Submitting Consolidated Plans and Annual Action Plans for Fiscal Year FY 2018.

13. Competition Identification Number:

Title:

14. Areas Affected by Project (Cities, Counties, States, etc.):

Add Attachment | Delete Attachment | View Attachment

*** 15. Descriptive Title of Applicant's Project:**

City of Corpus Christi ESG

Attach supporting documents as specified in agency instructions.

Add Attachments | Delete Attachments | View Attachments

Application for Federal Assistance SF-424

16. Congressional Districts Of:

* a. Applicant: 27 * b. Program/Project: 27

Attach an additional list of Program/Project Congressional Districts if needed.

Add Attachment | Delete Attachment | View Attachment

17. Proposed Project:

* a. Start Date: 10/01/2018 * b. End Date: 09/30/2019

18. Estimated Funding ($):

* a. Federal	216,522.00
* b. Applicant	
* c. State	
* d. Local	
* e. Other	
* f. Program Income	
* g. TOTAL	216,522.00

*** 19. Is Application Subject to Review By State Under Executive Order 12372 Process?**

☐ a. This application was made available to the State under the Executive Order 12372 Process for review on

☐ b. Program is subject to E.O. 12372 but has not been selected by the State for review.

☒ c. Program is not covered by E.O. 12372.

*** 20. Is the Applicant Delinquent On Any Federal Debt? (If "Yes," provide explanation in attachment.)**

☐ Yes ☒ No

If "Yes", provide explanation and attach

Add Attachment | Delete Attachment | View Attachment

21. *By signing this application, I certify (1) to the statements contained in the list of certifications and (2) that the statements herein are true, complete and accurate to the best of my knowledge. I also provide the required assurances** and agree to comply with any resulting terms if I accept an award. I am aware that any false, fictitious, or fraudulent statements or claims may subject me to criminal, civil, or administrative penalties. (U.S. Code, Title 218, Section 1001)**

☒ ** I AGREE

** The list of certifications and assurances, or an internet site where you may obtain this list, is contained in the announcement or agency specific instructions.

Authorized Representative:

Prefix: Mr. * First Name: Keith

Middle Name:

* Last Name: Selman

Suffix:

* Title: Interim City Manager

* Telephone Number: 361-826-3898 Fax Number:

* Email: KeithSe@cctexas.com

* Signature of Authorized Representative: * Date Signed: 7/26/18

ASSURANCES - CONSTRUCTION PROGRAMS

OMB Number: 4040-0009
Expiration Date: 01/31/2019

Public reporting burden for this collection of information is estimated to average 15 minutes per response, including time for reviewing instructions, searching existing data sources, gathering and maintaining the data needed, and completing and reviewing the collection of information. Send comments regarding the burden estimate or any other aspect of this collection of information, including suggestions for reducing this burden, to the Office of Management and Budget, Paperwork Reduction Project (0348-0042), Washington, DC 20503.

PLEASE DO NOT RETURN YOUR COMPLETED FORM TO THE OFFICE OF MANAGEMENT AND BUDGET. SEND IT TO THE ADDRESS PROVIDED BY THE SPONSORING AGENCY.

NOTE: Certain of these assurances may not be applicable to your project or program. If you have questions, please contact the Awarding Agency. Further, certain Federal assistance awarding agencies may require applicants to certify to additional assurances. If such is the case, you will be notified.

As the duly authorized representative of the applicant:, I certify that the applicant:

1. Has the legal authority to apply for Federal assistance, and the institutional, managerial and financial capability (including funds sufficient to pay the non-Federal share of project costs) to ensure proper planning, management and completion of project described in this application.
2. Will give the awarding agency, the Comptroller General of the United States and, if appropriate, the State, the right to examine all records, books, papers, or documents related to the assistance; and will establish a proper accounting system in accordance with generally accepted accounting standards or agency directives.
3. Will not dispose of, modify the use of, or change the terms of the real property title or other interest in the site and facilities without permission and instructions from the awarding agency. Will record the Federal awarding agency directives and will include a covenant in the title of real property acquired in whole or in part with Federal assistance funds to assure non-discrimination during the useful life of the project.
4. Will comply with the requirements of the assistance awarding agency with regard to the drafting, review and approval of construction plans and specifications.
5. Will provide and maintain competent and adequate engineering supervision at the construction site to ensure that the complete work conforms with the approved plans and specifications and will furnish progressive reports and such other information as may be required by the assistance awarding agency or State.
6. Will initiate and complete the work within the applicable time frame after receipt of approval of the awarding agency.
7. Will establish safeguards to prohibit employees from using their positions for a purpose that constitutes or presents the appearance of personal or organizational conflict of interest, or personal gain.
8. Will comply with the Intergovernmental Personnel Act of 1970 (42 U.S.C. §§4728-4763) relating to prescribed standards of merit systems for programs funded under one of the 19 statutes or regulations specified in Appendix A of OPM's Standards for a Merit System of Personnel Administration (5 C.F.R. 900, Subpart F).
9. Will comply with the Lead-Based Paint Poisoning Prevention Act (42 U.S.C. §§4801 et seq.) which prohibits the use of lead-based paint in construction or rehabilitation of residence structures.
10. Will comply with all Federal statutes relating to non-discrimination. These include but are not limited to: (a) Title VI of the Civil Rights Act of 1964 (P.L. 88-352) which prohibits discrimination on the basis of race, color or national origin; (b) Title IX of the Education Amendments of 1972, as amended (20 U.S.C. §§1681 1683, and 1685-1686), which prohibits discrimination on the basis of sex; (c) Section 504 of the Rehabilitation Act of 1973, as amended (29) U.S.C. §794), which prohibits discrimination on the basis of handicaps; (d) the Age Discrimination Act of 1975, as amended (42 U.S.C. §§6101-6107), which prohibits discrimination on the basis of age; (e) the Drug Abuse Office and Treatment Act of 1972 (P.L. 92-255), as amended relating to nondiscrimination on the basis of drug abuse; (f) the Comprehensive Alcohol Abuse and Alcoholism Prevention, Treatment and Rehabilitation Act of 1970 (P.L. 91-616), as amended, relating to nondiscrimination on the basis of alcohol abuse or alcoholism; (g) §§523 and 527 of the Public Health Service Act of 1912 (42 U.S.C. §§290 dd-3 and 290 ee 3), as amended, relating to confidentiality of alcohol and drug abuse patient records; (h) Title VIII of the Civil Rights Act of 1968 (42 U.S.C. §§3601 et seq.), as amended, relating to nondiscrimination in the sale, rental or financing of housing; (i) any other nondiscrimination provisions in the specific statue(s) under which application for Federal assistance is being made; and (j) the requirements of any other nondiscrimination statue(s) which may apply to the application.

11. Will comply, or has already complied, with the requirements of Titles II and III of the Uniform Relocation Assistance and Real Property Acquisition Policies Act of 1970 (P.L. 91-646) which provide for fair and equitable treatment of persons displaced or whose property is acquired as a result of Federal and federally-assisted programs. These requirements apply to all interests in real property acquired for project purposes regardless of Federal participation in purchases.

12. Will comply with the provisions of the Hatch Act (5 U.S.C. §§1501-1508 and 7324-7328) which limit the political activities of employees whose principal employment activities are funded in whole or in part with Federal funds.

13. Will comply, as applicable, with the provisions of the Davis-Bacon Act (40 U.S.C. §§276a to 276a-7), the Copeland Act (40 U.S.C. §276c and 18 U.S.C. §874), and the Contract Work Hours and Safety Standards Act (40 U.S.C. §§327-333) regarding labor standards for federally-assisted construction subagreements.

14. Will comply with flood insurance purchase requirements of Section 102(a) of the Flood Disaster Protection Act of 1973 (P.L. 93-234) which requires recipients in a special flood hazard area to participate in the program and to purchase flood insurance if the total cost of insurable construction and acquisition is $10,000 or more.

15. Will comply with environmental standards which may be prescribed pursuant to the following: (a) institution of environmental quality control measures under the National Environmental Policy Act of 1969 (P.L. 91-190) and Executive Order (EO) 11514; (b) notification of violating facilities pursuant to EO 11738; (c) protection of wetlands pursuant to EO 11990; (d) evaluation of flood hazards in floodplains in accordance with EO 11988; (e) assurance of project consistency with the approved State management program developed under the Coastal Zone Management Act of 1972 (16 U.S.C. §§1451 et seq.); (f) conformity of Federal actions to State (Clean Air) implementation Plans under Section 176(c) of the Clean Air Act of 1955, as amended (42 U.S.C. §§7401 et seq.); (g) protection of underground sources of drinking water under the Safe Drinking Water Act of 1974, as amended (P.L. 93-523); and, (h) protection of endangered species under the Endangered Species Act of 1973, as amended (P.L. 93-205).

16. Will comply with the Wild and Scenic Rivers Act of 1968 (16 U.S.C. §§1271 et seq.) related to protecting components or potential components of the national wild and scenic rivers system.

17. Will assist the awarding agency in assuring compliance with Section 106 of the National Historic Preservation Act of 1966, as amended (16 U.S.C. §470), EO 11593 (identification and protection of historic properties), and the Archaeological and Historic Preservation Act of 1974 (16 U.S.C. §§469a-1 et seq).

18. Will cause to be performed the required financial and compliance audits in accordance with the Single Audit Act Amendments of 1996 and OMB Circular No. A-133, "Audits of States, Local Governments, and Non-Profit Organizations."

19. Will comply with all applicable requirements of all other Federal laws, executive orders, regulations, and policies governing this program.

20. Will comply with the requirements of Section 106(g) of the Trafficking Victims Protection Act (TVPA) of 2000, as amended (22 U.S.C. 7104) which prohibits grant award recipients or a sub-recipient from (1) Engaging in severe forms of trafficking in persons during the period of time that the award is in effect (2) Procuring a commercial sex act during the period of time that the award is in effect or (3) Using forced labor in the performance of the award or subawards under the award.

SIGNATURE OF AUTHORIZED CERTIFYING OFFICIAL	TITLE
	Interim City Manager
APPLICANT ORGANIZATION	DATE SUBMITTED
City of Corpus Christi	7/26/18

SF-424D (Rev. 7-97) Back

ASSURANCES - CONSTRUCTION PROGRAMS

OMB Number: 4040-0009
Expiration Date: 01/31/2019

Public reporting burden for this collection of information is estimated to average 15 minutes per response, including time for reviewing instructions, searching existing data sources, gathering and maintaining the data needed, and completing and reviewing the collection of information. Send comments regarding the burden estimate or any other aspect of this collection of information, including suggestions for reducing this burden, to the Office of Management and Budget, Paperwork Reduction Project (0348-0042), Washington, DC 20503.

PLEASE DO NOT RETURN YOUR COMPLETED FORM TO THE OFFICE OF MANAGEMENT AND BUDGET. SEND IT TO THE ADDRESS PROVIDED BY THE SPONSORING AGENCY.

NOTE: Certain of these assurances may not be applicable to your project or program. If you have questions, please contact the Awarding Agency. Further, certain Federal assistance awarding agencies may require applicants to certify to additional assurances. If such is the case, you will be notified.

As the duly authorized representative of the applicant:, I certify that the applicant:

1. Has the legal authority to apply for Federal assistance, and the institutional, managerial and financial capability (including funds sufficient to pay the non-Federal share of project costs) to ensure proper planning, management and completion of project described in this application.
2. Will give the awarding agency, the Comptroller General of the United States and, if appropriate, the State, the right to examine all records, books, papers, or documents related to the assistance; and will establish a proper accounting system in accordance with generally accepted accounting standards or agency directives.
3. Will not dispose of, modify the use of, or change the terms of the real property title or other interest in the site and facilities without permission and instructions from the awarding agency. Will record the Federal awarding agency directives and will include a covenant in the title of real property acquired in whole or in part with Federal assistance funds to assure non-discrimination during the useful life of the project.
4. Will comply with the requirements of the assistance awarding agency with regard to the drafting, review and approval of construction plans and specifications.
5. Will provide and maintain competent and adequate engineering supervision at the construction site to ensure that the complete work conforms with the approved plans and specifications and will furnish progressive reports and such other information as may be required by the assistance awarding agency or State.
6. Will initiate and complete the work within the applicable time frame after receipt of approval of the awarding agency.
7. Will establish safeguards to prohibit employees from using their positions for a purpose that constitutes or presents the appearance of personal or organizational conflict of interest, or personal gain.
8. Will comply with the Intergovernmental Personnel Act of 1970 (42 U.S.C. §§4728-4763) relating to prescribed standards of merit systems for programs funded under one of the 19 statutes or regulations specified in Appendix A of OPM's Standards for a Merit System of Personnel Administration (5 C.F.R. 900, Subpart F).
9. Will comply with the Lead-Based Paint Poisoning Prevention Act (42 U.S.C. §§4801 et seq.) which prohibits the use of lead-based paint in construction or rehabilitation of residence structures.
10. Will comply with all Federal statutes relating to non-discrimination. These include but are not limited to: (a) Title VI of the Civil Rights Act of 1964 (P.L. 88-352) which prohibits discrimination on the basis of race, color or national origin; (b) Title IX of the Education Amendments of 1972, as amended (20 U.S.C. §§1681 1683, and 1685-1686), which prohibits discrimination on the basis of sex; (c) Section 504 of the Rehabilitation Act of 1973, as amended (29) U.S.C. §794), which prohibits discrimination on the basis of handicaps; (d) the Age Discrimination Act of 1975, as amended (42 U.S.C. §§6101-6107), which prohibits discrimination on the basis of age; (e) the Drug Abuse Office and Treatment Act of 1972 (P.L. 92-255), as amended relating to nondiscrimination on the basis of drug abuse; (f) the Comprehensive Alcohol Abuse and Alcoholism Prevention, Treatment and Rehabilitation Act of 1970 (P.L. 91-616), as amended, relating to nondiscrimination on the basis of alcohol abuse or alcoholism; (g) §§523 and 527 of the Public Health Service Act of 1912 (42 U.S.C. §§290 dd-3 and 290 ee 3), as amended, relating to confidentiality of alcohol and drug abuse patient records; (h) Title VIII of the Civil Rights Act of 1968 (42 U.S.C. §§3601 et seq.), as amended, relating to nondiscrimination in the sale, rental or financing of housing; (i) any other nondiscrimination provisions in the specific statue(s) under which application for Federal assistance is being made; and (j) the requirements of any other nondiscrimination statue(s) which may apply to the application.

11. Will comply, or has already complied, with the requirements of Titles II and III of the Uniform Relocation Assistance and Real Property Acquisition Policies Act of 1970 (P.L. 91-646) which provide for fair and equitable treatment of persons displaced or whose property is acquired as a result of Federal and federally-assisted programs. These requirements apply to all interests in real property acquired for project purposes regardless of Federal participation in purchases.

12. Will comply with the provisions of the Hatch Act (5 U.S.C. §§1501-1508 and 7324-7328) which limit the political activities of employees whose principal employment activities are funded in whole or in part with Federal funds.

13. Will comply, as applicable, with the provisions of the Davis-Bacon Act (40 U.S.C. §§276a to 276a-7), the Copeland Act (40 U.S.C. §276c and 18 U.S.C. §874), and the Contract Work Hours and Safety Standards Act (40 U.S.C. §§327-333) regarding labor standards for federally-assisted construction subagreements.

14. Will comply with flood insurance purchase requirements of Section 102(a) of the Flood Disaster Protection Act of 1973 (P.L. 93-234) which requires recipients in a special flood hazard area to participate in the program and to purchase flood insurance if the total cost of insurable construction and acquisition is $10,000 or more.

15. Will comply with environmental standards which may be prescribed pursuant to the following: (a) institution of environmental quality control measures under the National Environmental Policy Act of 1969 (P.L. 91-190) and Executive Order (EO) 11514; (b) notification of violating facilities pursuant to EO 11738; (c) protection of wetlands pursuant to EO 11990; (d) evaluation of flood hazards in floodplains in accordance with EO 11988; (e) assurance of project consistency with the approved State management program developed under the Coastal Zone Management Act of 1972 (16 U.S.C. §§1451 et seq.); (f) conformity of Federal actions to State (Clean Air) implementation Plans under Section 176(c) of the Clean Air Act of 1955, as amended (42 U.S.C. §§7401 et seq.); (g) protection of underground sources of drinking water under the Safe Drinking Water Act of 1974, as amended (P.L. 93-523); and, (h) protection of endangered species under the Endangered Species Act of 1973, as amended (P.L. 93-205).

16. Will comply with the Wild and Scenic Rivers Act of 1968 (16 U.S.C. §§1271 et seq.) related to protecting components or potential components of the national wild and scenic rivers system.

17. Will assist the awarding agency in assuring compliance with Section 106 of the National Historic Preservation Act of 1966, as amended (16 U.S.C. §470), EO 11593 (identification and protection of historic properties), and the Archaeological and Historic Preservation Act of 1974 (16 U.S.C. §§469a-1 et seq).

18. Will cause to be performed the required financial and compliance audits in accordance with the Single Audit Act Amendments of 1996 and OMB Circular No. A-133, "Audits of States, Local Governments, and Non-Profit Organizations."

19. Will comply with all applicable requirements of all other Federal laws, executive orders, regulations, and policies governing this program.

20. Will comply with the requirements of Section 106(g) of the Trafficking Victims Protection Act (TVPA) of 2000, as amended (22 U.S.C. 7104) which prohibits grant award recipients or a sub-recipient from (1) Engaging in severe forms of trafficking in persons during the period of time that the award is in effect (2) Procuring a commercial sex act during the period of time that the award is in effect or (3) Using forced labor in the performance of the award or subawards under the award.

SIGNATURE OF AUTHORIZED CERTIFYING OFFICIAL	TITLE
	Interim City Manager
APPLICANT ORGANIZATION	DATE SUBMITTED
City of Corpus Christi	7/26/13

SF-424D (Rev. 7-97) Back

ASSURANCES - CONSTRUCTION PROGRAMS

OMB Number: 4040-0009
Expiration Date: 01/31/2019

Public reporting burden for this collection of information is estimated to average 15 minutes per response, including time for reviewing instructions, searching existing data sources, gathering and maintaining the data needed, and completing and reviewing the collection of information. Send comments regarding the burden estimate or any other aspect of this collection of information, including suggestions for reducing this burden, to the Office of Management and Budget, Paperwork Reduction Project (0348-0042), Washington, DC 20503.

PLEASE DO NOT RETURN YOUR COMPLETED FORM TO THE OFFICE OF MANAGEMENT AND BUDGET. SEND IT TO THE ADDRESS PROVIDED BY THE SPONSORING AGENCY.

NOTE: Certain of these assurances may not be applicable to your project or program. If you have questions, please contact the Awarding Agency. Further, certain Federal assistance awarding agencies may require applicants to certify to additional assurances. If such is the case, you will be notified.

As the duly authorized representative of the applicant:, I certify that the applicant:

1. Has the legal authority to apply for Federal assistance, and the institutional, managerial and financial capability (including funds sufficient to pay the non-Federal share of project costs) to ensure proper planning, management and completion of project described in this application.
2. Will give the awarding agency, the Comptroller General of the United States and, if appropriate, the State, the right to examine all records, books, papers, or documents related to the assistance; and will establish a proper accounting system in accordance with generally accepted accounting standards or agency directives.
3. Will not dispose of, modify the use of, or change the terms of the real property title or other interest in the site and facilities without permission and instructions from the awarding agency. Will record the Federal awarding agency directives and will include a covenant in the title of real property acquired in whole or in part with Federal assistance funds to assure non-discrimination during the useful life of the project.
4. Will comply with the requirements of the assistance awarding agency with regard to the drafting, review and approval of construction plans and specifications.
5. Will provide and maintain competent and adequate engineering supervision at the construction site to ensure that the complete work conforms with the approved plans and specifications and will furnish progressive reports and such other information as may be required by the assistance awarding agency or State.
6. Will initiate and complete the work within the applicable time frame after receipt of approval of the awarding agency.
7. Will establish safeguards to prohibit employees from using their positions for a purpose that constitutes or presents the appearance of personal or organizational conflict of interest, or personal gain.
8. Will comply with the Intergovernmental Personnel Act of 1970 (42 U.S.C. §§4728-4763) relating to prescribed standards of merit systems for programs funded under one of the 19 statutes or regulations specified in Appendix A of OPM's Standards for a Merit System of Personnel Administration (5 C.F.R. 900, Subpart F).
9. Will comply with the Lead-Based Paint Poisoning Prevention Act (42 U.S.C. §§4801 et seq.) which prohibits the use of lead-based paint in construction or rehabilitation of residence structures.
10. Will comply with all Federal statutes relating to non-discrimination. These include but are not limited to: (a) Title VI of the Civil Rights Act of 1964 (P.L. 88-352) which prohibits discrimination on the basis of race, color or national origin; (b) Title IX of the Education Amendments of 1972, as amended (20 U.S.C. §§1681 1683, and 1685-1686), which prohibits discrimination on the basis of sex; (c) Section 504 of the Rehabilitation Act of 1973, as amended (29) U.S.C. §794), which prohibits discrimination on the basis of handicaps; (d) the Age Discrimination Act of 1975, as amended (42 U.S.C. §§6101-6107), which prohibits discrimination on the basis of age; (e) the Drug Abuse Office and Treatment Act of 1972 (P.L. 92-255), as amended relating to nondiscrimination on the basis of drug abuse; (f) the Comprehensive Alcohol Abuse and Alcoholism Prevention, Treatment and Rehabilitation Act of 1970 (P.L. 91-616), as amended, relating to nondiscrimination on the basis of alcohol abuse or alcoholism; (g) §§523 and 527 of the Public Health Service Act of 1912 (42 U.S.C. §§290 dd-3 and 290 ee 3), as amended, relating to confidentiality of alcohol and drug abuse patient records; (h) Title VIII of the Civil Rights Act of 1968 (42 U.S.C. §§3601 et seq.), as amended, relating to nondiscrimination in the sale, rental or financing of housing; (i) any other nondiscrimination provisions in the specific statue(s) under which application for Federal assistance is being made; and (j) the requirements of any other nondiscrimination statue(s) which may apply to the application.

11. Will comply, or has already complied, with the requirements of Titles II and III of the Uniform Relocation Assistance and Real Property Acquisition Policies Act of 1970 (P.L. 91-646) which provide for fair and equitable treatment of persons displaced or whose property is acquired as a result of Federal and federally-assisted programs. These requirements apply to all interests in real property acquired for project purposes regardless of Federal participation in purchases.

12. Will comply with the provisions of the Hatch Act (5 U.S.C. §§1501-1508 and 7324-7328) which limit the political activities of employees whose principal employment activities are funded in whole or in part with Federal funds.

13. Will comply, as applicable, with the provisions of the Davis-Bacon Act (40 U.S.C. §§276a to 276a-7), the Copeland Act (40 U.S.C. §276c and 18 U.S.C. §874), and the Contract Work Hours and Safety Standards Act (40 U.S.C. §§327-333) regarding labor standards for federally-assisted construction subagreements.

14. Will comply with flood insurance purchase requirements of Section 102(a) of the Flood Disaster Protection Act of 1973 (P.L. 93-234) which requires recipients in a special flood hazard area to participate in the program and to purchase flood insurance if the total cost of insurable construction and acquisition is $10,000 or more.

15. Will comply with environmental standards which may be prescribed pursuant to the following: (a) institution of environmental quality control measures under the National Environmental Policy Act of 1969 (P.L. 91-190) and Executive Order (EO) 11514; (b) notification of violating facilities pursuant to EO 11738; (c) protection of wetlands pursuant to EO 11990; (d) evaluation of flood hazards in floodplains in accordance with EO 11988; (e) assurance of project consistency with the approved State management program developed under the Coastal Zone Management Act of 1972 (16 U.S.C. §§1451 et seq.); (f) conformity of Federal actions to State (Clean Air) implementation Plans under Section 176(c) of the Clean Air Act of 1955, as amended (42 U.S.C. §§7401 et seq.); (g) protection of underground sources of drinking water under the Safe Drinking Water Act of 1974, as amended (P.L. 93-523); and, (h) protection of endangered species under the Endangered Species Act of 1973, as amended (P.L. 93-205).

16. Will comply with the Wild and Scenic Rivers Act of 1968 (16 U.S.C. §§1271 et seq.) related to protecting components or potential components of the national wild and scenic rivers system.

17. Will assist the awarding agency in assuring compliance with Section 106 of the National Historic Preservation Act of 1966, as amended (16 U.S.C. §470), EO 11593 (identification and protection of historic properties), and the Archaeological and Historic Preservation Act of 1974 (16 U.S.C. §§469a-1 et seq).

18. Will cause to be performed the required financial and compliance audits in accordance with the Single Audit Act Amendments of 1996 and OMB Circular No. A-133, "Audits of States, Local Governments, and Non-Profit Organizations."

19. Will comply with all applicable requirements of all other Federal laws, executive orders, regulations, and policies governing this program.

20. Will comply with the requirements of Section 106(g) of the Trafficking Victims Protection Act (TVPA) of 2000, as amended (22 U.S.C. 7104) which prohibits grant award recipients or a sub-recipient from (1) Engaging in severe forms of trafficking in persons during the period of time that the award is in effect (2) Procuring a commercial sex act during the period of time that the award is in effect or (3) Using forced labor in the performance of the award or subawards under the award.

SIGNATURE OF AUTHORIZED CERTIFYING OFFICIAL	TITLE
[signature]	Interim City Manager
APPLICANT ORGANIZATION	DATE SUBMITTED
City of Corpus Christi	7/26/18

SF-424D (Rev. 7-97) Back

CERTIFICATIONS

In accordance with the applicable statutes and the regulations governing the consolidated plan regulations, the jurisdiction certifies that:

Affirmatively Further Fair Housing --The jurisdiction will affirmatively further fair housing.

Uniform Relocation Act and Anti-displacement and Relocation Plan -- It will comply with the acquisition and relocation requirements of the Uniform Relocation Assistance and Real Property Acquisition Policies Act of 1970, as amended, (42 U.S.C. 4601-4655) and implementing regulations at 49 CFR Part 24. It has in effect and is following a residential anti-displacement and relocation assistance plan required under 24 CFR Part 42 in connection with any activity assisted with funding under the Community Development Block Grant or HOME programs.

Anti-Lobbying --To the best of the jurisdiction's knowledge and belief:

1. No Federal appropriated funds have been paid or will be paid, by or on behalf of it, to any person for influencing or attempting to influence an officer or employee of any agency, a Member of Congress, an officer or employee of Congress, or an employee of a Member of Congress in connection with the awarding of any Federal contract, the making of any Federal grant, the making of any Federal loan, the entering into of any cooperative agreement, and the extension, continuation, renewal, amendment, or modification of any Federal contract, grant, loan, or cooperative agreement;

2. If any funds other than Federal appropriated funds have been paid or will be paid to any person for influencing or attempting to influence an officer or employee of any agency, a Member of Congress, an officer or employee of Congress, or an employee of a Member of Congress in connection with this Federal contract, grant, loan, or cooperative agreement, it will complete and submit Standard Form-LLL, "Disclosure Form to Report Lobbying," in accordance with its instructions; and

3. It will require that the language of paragraph 1 and 2 of this anti-lobbying certification be included in the award documents for all subawards at all tiers (including subcontracts, subgrants, and contracts under grants, loans, and cooperative agreements) and that all subrecipients shall certify and disclose accordingly.

Authority of Jurisdiction --The consolidated plan is authorized under State and local law (as applicable) and the jurisdiction possesses the legal authority to carry out the programs for which it is seeking funding, in accordance with applicable HUD regulations.

Consistency with plan --The housing activities to be undertaken with Community Development Block Grant, HOME, Emergency Solutions Grant, and Housing Opportunities for Persons With AIDS funds are consistent with the strategic plan in the jurisdiction's consolidated plan.

Section 3 -- It will comply with section 3 of the Housing and Urban Development Act of 1968 (12 U.S.C. 1701u) and implementing regulations at 24 CFR Part 135.

Signature of Authorized Official

7/26/18
Date

Interim City Manager

Title

Specific Community Development Block Grant Certifications

The Entitlement Community certifies that:

Citizen Participation -- It is in full compliance and following a detailed citizen participation plan that satisfies the requirements of 24 CFR 91.105.

Community Development Plan -- Its consolidated plan identifies community development and housing needs and specifies both short-term and long-term community development objectives that that have been developed in accordance with the primary objective of the CDBG program (i.e., the development of viable urban communities, by providing decent housing and expanding economic opportunities, primarily for persons of low and moderate income) and requirements of 24 CFR Parts 91 and 570.

Following a Plan -- It is following a current consolidated plan that has been approved by HUD.

Use of Funds -- It has complied with the following criteria:

1. Maximum Feasible Priority. With respect to activities expected to be assisted with CDBG funds, it has developed its Action Plan so as to give maximum feasible priority to activities which benefit low- and moderate-income families or aid in the prevention or elimination of slums or blight. The Action Plan may also include CDBG-assisted activities which the grantee certifies are designed to meet other community development needs having particular urgency because existing conditions pose a serious and immediate threat to the health or welfare of the community, and other financial resources are not available (see Optional CDBG Certification).

2. Overall Benefit. The aggregate use of CDBG funds, including Section 108 guaranteed loans, during program year(s) 2018, 2019 [a period specified by the grantee of one, two, or three specific consecutive program years], shall principally benefit persons of low and moderate income in a manner that ensures that at least 70 percent of the amount is expended for activities that benefit such persons during the designated period.

3. Special Assessments. It will not attempt to recover any capital costs of public improvements assisted with CDBG funds, including Section 108 loan guaranteed funds, by assessing any amount against properties owned and occupied by persons of low and moderate income, including any fee charged or assessment made as a condition of obtaining access to such public improvements.

However, if CDBG funds are used to pay the proportion of a fee or assessment that relates to the capital costs of public improvements (assisted in part with CDBG funds) financed from other revenue sources, an assessment or charge may be made against the property with respect to the public improvements financed by a source other than CDBG funds.

In addition, in the case of properties owned and occupied by moderate-income (not low-income) families, an assessment or charge may be made against the property for public improvements financed by a source other than CDBG funds if the jurisdiction certifies that it lacks CDBG funds to cover the assessment.

Excessive Force -- It has adopted and is enforcing:

1. A policy prohibiting the use of excessive force by law enforcement agencies within its jurisdiction against any individuals engaged in non-violent civil rights demonstrations; and

2. A policy of enforcing applicable State and local laws against physically barring entrance to or exit from a facility or location which is the subject of such non-violent civil rights demonstrations within its jurisdiction.

Compliance with Anti-discrimination laws -- The grant will be conducted and administered in conformity with title VI of the Civil Rights Act of 1964 (42 U.S.C. 2000d) and the Fair Housing Act (42 U.S.C. 3601-3619) and implementing regulations.

Lead-Based Paint -- Its activities concerning lead-based paint will comply with the requirements of 24 CFR Part 35, Subparts A, B, J, K and R.

Compliance with Laws -- It will comply with applicable laws.

Signature of Authorized Official

Date 7/26/18

Interim City Manager

Title

OPTIONAL Community Development Block Grant Certification

Submit the following certification only when one or more of the activities in the action plan are designed to meet other community development needs having particular urgency as specified in 24 CFR 570.208(c):

The grantee hereby certifies that the Annual Plan includes one or more specifically identified CDBG-assisted activities which are designed to meet other community development needs having particular urgency because existing conditions pose a serious and immediate threat to the health or welfare of the community and other financial resources are not available to meet such needs.

Signature of Authorized Official

7/26/18
Date

Interim City Manager
Title

Specific HOME Certifications

The HOME participating jurisdiction certifies that:

Tenant Based Rental Assistance -- If it plans to provide tenant-based rental assistance, the tenant-based rental assistance is an essential element of its consolidated plan.

Eligible Activities and Costs -- It is using and will use HOME funds for eligible activities and costs, as described in 24 CFR §§92.205 through 92.209 and that it is not using and will not use HOME funds for prohibited activities, as described in §92.214.

Subsidy layering -- Before committing any funds to a project, it will evaluate the project in accordance with the guidelines that it adopts for this purpose and will not invest any more HOME funds in combination with other Federal assistance than is necessary to provide affordable housing;

Signature of Authorized Official

7/26/18
Date

Interim City Manager

Title

Emergency Solutions Grants Certifications

The Emergency Solutions Grants Program recipient certifies that:

Major rehabilitation/conversion/renovation – If an emergency shelter's rehabilitation costs exceed 75 percent of the value of the building before rehabilitation, the recipient will maintain the building as a shelter for homeless individuals and families for a minimum of 10 years after the date the building is first occupied by a homeless individual or family after the completed rehabilitation.

If the cost to convert a building into an emergency shelter exceeds 75 percent of the value of the building after conversion, the recipient will maintain the building as a shelter for homeless individuals and families for a minimum of 10 years after the date the building is first occupied by a homeless individual or family after the completed conversion.

In all other cases where ESG funds are used for renovation, the recipient will maintain the building as a shelter for homeless individuals and families for a minimum of 3 years after the date the building is first occupied by a homeless individual or family after the completed renovation.

Essential Services and Operating Costs – In the case of assistance involving shelter operations or essential services related to street outreach or emergency shelter, the recipient will provide services or shelter to homeless individuals and families for the period during which the ESG assistance is provided, without regard to a particular site or structure, so long the recipient serves the same type of persons (e.g., families with children, unaccompanied youth, disabled individuals, or victims of domestic violence) or persons in the same geographic area.

Renovation – Any renovation carried out with ESG assistance shall be sufficient to ensure that the building involved is safe and sanitary.

Supportive Services – The recipient will assist homeless individuals in obtaining permanent housing, appropriate supportive services (including medical and mental health treatment, victim services, counseling, supervision, and other services essential for achieving independent living), and other Federal State, local, and private assistance available for these individuals.

Matching Funds – The recipient will obtain matching amounts required under 24 CFR 576.201.

Confidentiality – The recipient has established and is implementing procedures to ensure the confidentiality of records pertaining to any individual provided family violence prevention or treatment services under any project assisted under the ESG program, including protection against the release of the address or location of any family violence shelter project, except with the written authorization of the person responsible for the operation of that shelter.

Homeless Persons Involvement – To the maximum extent practicable, the recipient will involve, through employment, volunteer services, or otherwise, homeless individuals and families in constructing, renovating, maintaining, and operating facilities assisted under the ESG program, in providing services assisted under the ESG program, and in providing services for occupants of facilities assisted under the program.

Consolidated Plan – All activities the recipient undertakes with assistance under ESG are consistent with its consolidated plan.

Discharge Policy – The recipient will establish and implement, to the maximum extent practicable and where appropriate, policies and protocols for the discharge of persons from publicly funded institutions or systems of care (such as health care facilities, mental health facilities, foster care or other youth facilities, or correction programs and institutions) in order to prevent this discharge from immediately resulting in homelessness for these persons.

Signature of Authorized Official

7/26/18
Date

Interim City Manager
Title

APPENDIX TO CERTIFICATIONS

INSTRUCTIONS CONCERNING LOBBYING CERTIFICATION:

Lobbying Certification
This certification is a material representation of fact upon which reliance was placed when this transaction was made or entered into. Submission of this certification is a prerequisite for making or entering into this transaction imposed by section 1352, title 31, U.S. Code. Any person who fails to file the required certification shall be subject to a civil penalty of not less than $10,000 and not more than $100,000 for each such failure.

Signature/Authorized Official Date 7/26/18

Interim City Manager

Title