

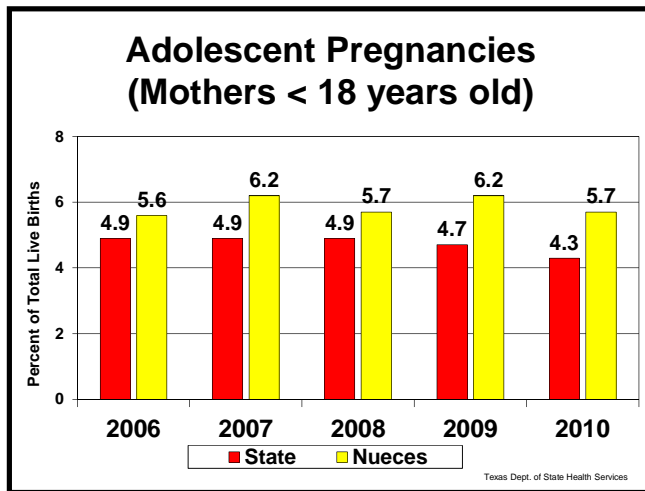
Commission on Children and Youth

Fact Sheet

Teen Pregnancies & Child Sexual Abuse



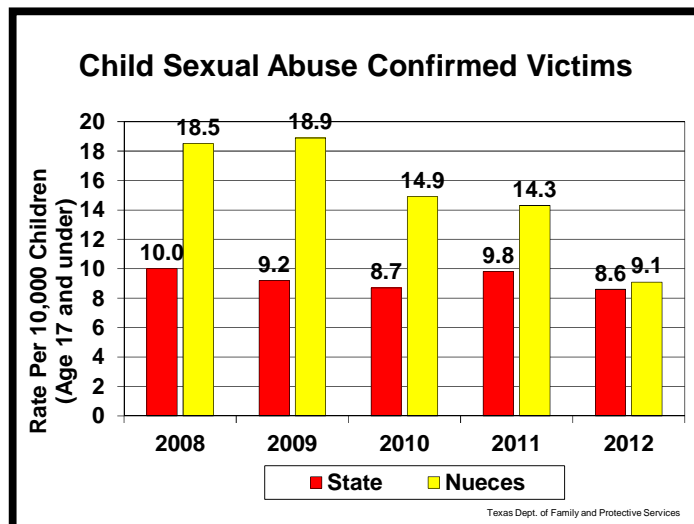
Adolescent pregnancies and sexual abuse of children appear to be continuing problems in Nueces County. When examining adolescent pregnancies and confirmed child sexual abuse victims, Nueces County has higher rates than the State.



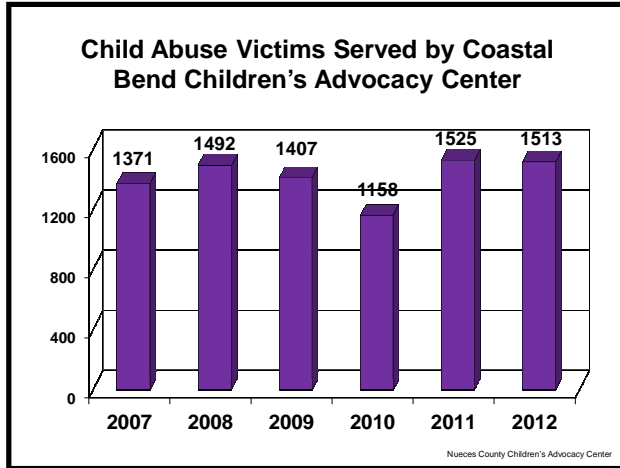
Adolescent pregnancies appear to occur more frequently for Nueces County when compared to the State. The proportion of live births that were to mothers under 18 years of age in the State demonstrated a continual decline from 1998 to the 2010 figure of 4.3% of live births. The figures for Nueces County have varied declining from 8.5% in 1998 to a low of 5.5% in 2003, but returning to a high of 6.3% in 2004.

Continued variation has occurred since then to the 5.7% in 2010. Although the percent of adolescent pregnancies in Nueces County appears to have slightly decreased recently, the annual rates are still higher than those for the State.

As found in the data on child abuse reported elsewhere, children are also victimized sexually. These victimizations may cause pregnancy and may spread sexual transmitted diseases. From 2008 to 2012, the State rate (per 10,000 children) of confirmed child sexual abuse victims decreased 14.0% to 8.6. This continues a decline that traces back to at least 2003. During 2008 to 2012 time period, the Nueces County rate of confirmed victims of child sexual abuse decreased



50.8% to 9.1. While the County data also reflect a decrease starting from 2003, the rate of decrease accelerated between 2009 and 2010. Until 2012, the County rate had been close to or double the State rate. For 2012, it is only 5.8% higher, a remarkable change.



From 2007 to 2012, the number of children served at Coastal Bend Children's Advocacy Center for sexual assault or serious physical abuse increased 10.4% to 1,513. Note that the Center serves some victims from out of the County. However, these figures help provide an understanding of the need for victims' services and the significant workload being experienced by local agencies. Research demonstrates that more cases of child abuse occur than

are ever reported to intervention and service agencies. It may be that with the decline in the rate of confirmed child sexual abuse victims noted above and the stability of confirmed child abuse victims of all types reported elsewhere, the service data reported support the conclusion that intervention and service levels have increased, not necessarily child abuse itself.

This Fact Sheet has reported in the past data for Sexually Transmitted Diseases among those 15 to 17 years of age. A problem with the validity of those data has been discovered. Thus, these data have been deleted from the Risk Factor Data Set and from this Fact Sheet. An effort to resolve this issue and return correct data to these reports is underway.



January 31, 2014

Social Science Research Center
 Texas A&M University—Corpus Christi
 6300 Ocean Dr. #5853
 Corpus Christi, TX 78412
 361-825-3206