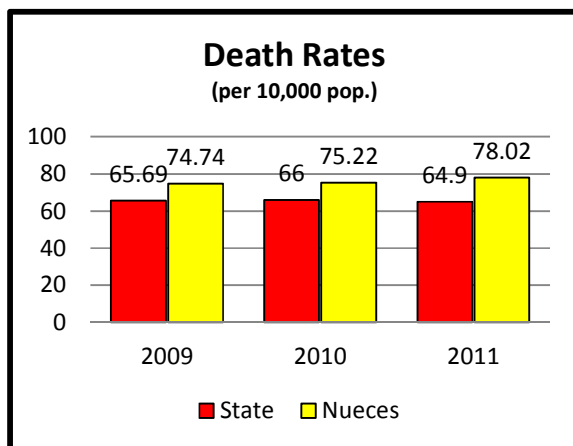


Commission on Children and Youth Fact Sheet



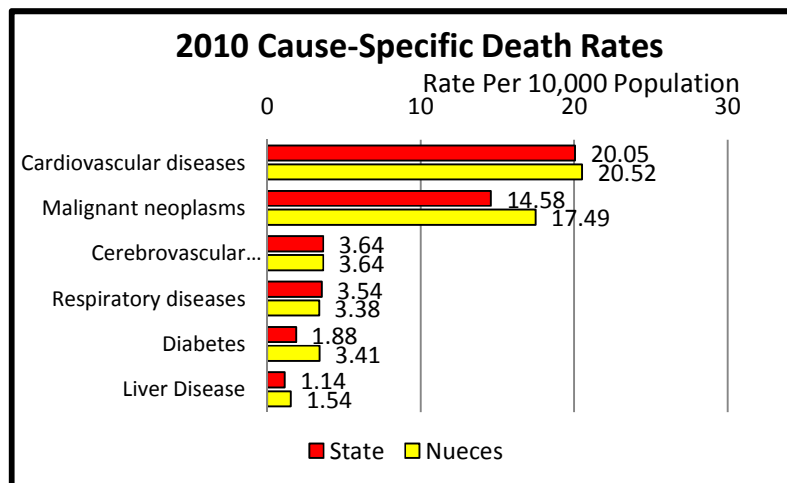
Health Issues

When examining the overall death, causes of death, infant mortality, and disability, Nueces County has higher rates than the State, indicating that health problems are a significant issue in the County. For most indicators, the latest data available is 2011 as vital statistics data sets are not yet complete for more current years.

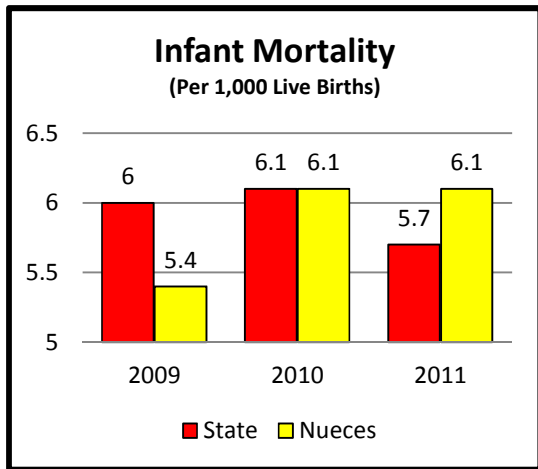


In 2011, the overall death rate for the State was 64.9 per 10,000 population. In Nueces County, the rate was much higher than the State's at 78.02 per 10,000 population. The County rate rose from 2010 to 2011 while the State rate declined slightly. Some of the most common causes of death include major cardiovascular diseases, malignant neoplasms (cancer), cerebrovascular diseases, chronic lower respiratory diseases, diabetes mellitus, and chronic liver disease and cirrhosis.

From 2008 to 2010, the County's death rates have been higher than the State's for most of the causes of death mentioned above. The only exception is cerebrovascular diseases, in which the County's rate has been similar to the State's. The most striking difference is the County's diabetes death rate, which has been almost double than the State's rate from 2006 through 2010. In 2010, the County's diabetes death rate was 3.41 per 10,000 population while the State's was only 1.88.



According to the Texas Behavioral Risk Factor Surveillance System for 2010, the percent at risk for obesity (BMI 30 or greater) among adults 18 and over in the Public Health Administrative Region 11, which includes Nueces County, was 35.1%. The percent at risk for obesity in the State and Nation were 31.8% and 28.9%, respectively. Risks are higher for specific groups with Males at 36.3%, Hispanics at 38.8%, those 30-44 years at 41.5% and those earning less than



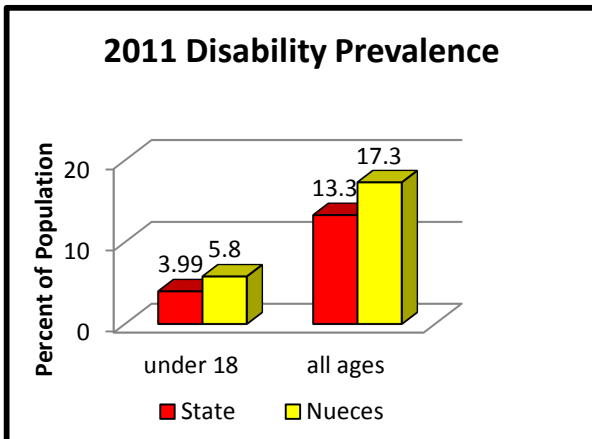
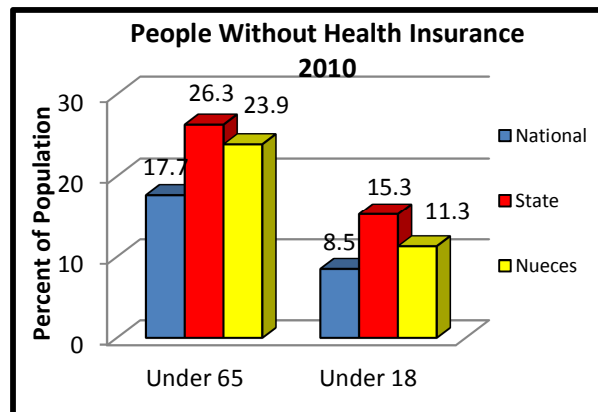
\$25,000 at 40.7%. It can be assumed that the percent at risk for obesity in the County is similar to the Region's. Obesity is a significant risk factor for Type II diabetes and various heart diseases.

Compared to the State, the County had higher infant mortality rates from 1999 to 2007 (except for 2005). The County had lower rates in 2008 and 2009 and the same rate in 2010. In 2011, the infant mortality rate in Texas was 5.7 infant deaths per 1,000 live births, while the County's rate was 6.1; a return to a higher rate.

From 2001 to 2007 the percent of low birth weight infants (<2,500 grams) increased in Texas and Nueces County to highs of 8.4 and 10.0 respectively. Texas has recorded 8.5% in 2008, 2009 and 2012 while the County has seen a decline from its high to 7.8 in 2012.

From 2001 to 2007 the percent of low birth weight infants (<2,500 grams) increased in Texas and Nueces County to highs of 8.4 and 10.0 respectively.

The percentage of all people and children under 18 without health insurance coverage in Nueces County is significantly higher than the National percentage but lower than the State percentage. In 2010, the percentage of uninsured children under 18 was 8.5% for the Nation, 15.3% for the State, and 11.3% for the County. The



percentage for all uninsured people was 17.7% for the Nation, 26.3% for the State, and 23.9% for the County.

The County has a higher disability rate than the State. In 2011, 17.3% of the County's civilian, non-institutionalized population reported having a disability, while only 13.3% of the State's population reported having a disability. In 2011, 5.8% of people under 18 had a disability in the County, while only 3.99% had a disability in the State.



January 31, 2014
 Social Science Research Center
 Texas A&M University—Corpus Christi
 6300 Ocean Dr. #5853
 Corpus Christi, TX 78412
 361-825-3206