




CITY OF CORPUS CHRISTI

NEIGHBORHOOD SERVICES DEPARTMENT



CONSOLIDATED ANNUAL PERFORMANCE & EVALUATION REPORT

CAPER

FUNDING YEAR: 2020

OCTOBER 1, 2020 - SEPTEMBER 30, 2021

CR-05 - Goals and Outcomes

Progress the jurisdiction has made in carrying out its strategic plan and its action plan. 91.520(a)

This could be an overview that includes major initiatives and highlights that were proposed and executed throughout the program year.

The City of Corpus Christi's Neighborhood Services Department (NSD), through its Grant Monitoring Division (GMD), is the entitlement grant administrator of the City's allocation of the Community Development Block Grant (CDBG) program; the HOME Investment Partnership (HOME) program and the Emergency Solutions Grant (ESG) program. The Consolidated Annual Performance and Evaluation Report (CAPER) meets the reporting requirements in Section 104(e) of the Housing and Community Development Act of 1974, as amended, 24 CFR Part 91 regarding the Consolidated Planning requirements.

The CAPER provides information on the outcomes of projects and activities proposed in the City's 2020-2021 Annual Action Plan highlighting the community development initiatives accomplished during the period of October 1, 2020, through September 30, 2021. This is the City of Corpus Christi's third annual performance report for the 2018-2022 Consolidated Plan.

The City of Corpus Christi recognizes the important role of non-profit organizations in addition to City administered programs. A total of seven (7) agencies received allocations of CDBG, HOME and/or ESG funds to help the City of Corpus Christi serve residents during Program Year (PY) 2020. The City of Corpus Christi encourages 100% of persons assisted with HUD funds to be at or below 80% of the area median income (AMI). During the past program year, 86 households living in the City of Corpus Christi received CDBG or HOME funded services which helped them maintain and, in many cases, improve their economic situations.

Additionally, the following totals were provided through program services by non-profit agencies who received ESG funding for PY20: 364,635 homeless meals were served; 26,682 nights of emergency shelter were provided; 671 clients were served through Coordinated Entry – 667 were enrolled into the system, and 4 were able to exit the system; 12 households and 17 individuals were assisted through reunification program; 84 unduplicated persons were assisted in the prevention of homelessness; 81 unduplicated persons were assisted with Rapid Re-housing and 416 unduplicated persons were assisted through the Emergency Shelter activity.

Additionally, NSD created the "Connections To Assistance" (CTA) community event. The City along with community partners participate in the CTA event every 2 months at different city locations to offer on-site program services including but not limited to: housing programs; code

enforcement; rental assistance; fair housing, animal control services; parks and recreation programming; employment opportunities, etc., For PY20, approximately three CTA events have taken place. The City is committed to taking program services out to the community when and where it's best suited for the residents' convenience. The CTA averages 40 residents who participate/attend per event.

This section continues in Attachment 1, Appendix 3

Comparison of the proposed versus actual outcomes for each outcome measure submitted with the consolidated plan and explain, if applicable, why progress was not made toward meeting goals and objectives. 91.520(g)

Categories, priority levels, funding sources and amounts, outcomes/objectives, goal outcome indicators, units of measure, targets, actual outcomes/outputs, and percentage completed for each of the grantee's program year goals.

Goal	Category	Source / Amount	Indicator	Unit of Measure	Expected – Strategic Plan	Actual – Strategic Plan	Percent Complete	Expected – Program Year	Actual – Program Year	Percent Complete
Address Homelessness	Homeless	ESG: \$	Tenant-based rental assistance / Rapid Rehousing	Households Assisted	85	81	95.29%	85	0	0.00%
Address Homelessness	Homeless	ESG: \$	Homeless Person Overnight Shelter	Persons Assisted	310	416	134.19%	310	0	0.00%
Address Homelessness	Homeless	ESG: \$	Overnight/Emergency Shelter/Transitional Housing Beds added	Beds	20	0	0.00%	20	0	0.00%
Address Homelessness	Homeless	ESG: \$	Homelessness Prevention	Persons Assisted	57	84	147.37%	57	0	0.00%
Address Homelessness	Homeless	ESG: \$	Other	Other	5	0	0.00%			

Improve Community Environment Blight Removal	Non-Housing Community Development	CDBG: \$	Buildings Demolished	Buildings	200	64	32.00%	8	31	387.50%
Improve Community Environment Code Enforcement	Non-Housing Community Development	CDBG: \$	Public service activities other than Low/Moderate Income Housing Benefit	Persons Assisted	0			0		
Improve Community Environment Code Enforcement	Non-Housing Community Development	CDBG: \$	Housing Code Enforcement/Foreclosed Property Care	Household Housing Unit	1500	696	46.40%	3750	332	8.85%
Improve Community Facilities: Public F. Broadband	Non-Housing Community Development	CDBG: \$	Public Facility or Infrastructure Activities other than Low/Moderate Income Housing Benefit	Persons Assisted	600000	4095	0.68%	0	4095	
Improve Community Infrastructure: Public Fac	Non-Housing Community Development	CDBG: \$	Public Facility or Infrastructure Activities other than Low/Moderate Income Housing Benefit	Persons Assisted	300	4868	1,622.67%	5223	4799	91.88%
Improve Community Infrastructure: Public Fac	Non-Housing Community Development	CDBG: \$	Homeless Person Overnight Shelter	Persons Assisted	0			0		

Improve Community Infrastructure: Public Fac	Non-Housing Community Development	CDBG: \$	Overnight/Emergency Shelter/Transitional Housing Beds added	Beds	0	0	0	0	0	
Improve Community Infrastructure: Public Fac 2	Non-Housing Community Development	CDBG: \$	Public Facility or Infrastructure Activities other than Low/Moderate Income Housing Benefit	Persons Assisted	233009	1650	0.71%	1650	0	1650
Increase Affordable Housing: Energy Efficiency Imp	Affordable Housing	CDBG: \$	Homeowner Housing Rehabilitated	Household Housing Unit	50	26	52.00%			
Increase Affordable Housing: Homebuyer and Builder	Affordable Housing	HOME: \$	Homeowner Housing Added	Household Housing Unit	125	0	0.00%			
Increase Affordable Housing: Homebuyer Assistance	Affordable Housing	HOME: \$	Homeowner Housing Added	Household Housing Unit	125	10	8.00%		0	
Increase Affordable Housing: Homebuyer Assistance	Affordable Housing	HOME: \$	Direct Financial Assistance to Homebuyers	Households Assisted	50	27	54.00%		10	100.00%

Increase Affordable Housing: Infrastructure Improv	Affordable Housing	CDBG: \$	Public Facility or Infrastructure Activities for Low/Moderate Income Housing Benefit	Households Assisted	80	0	0.00%			
Increase Affordable Housing: Infrastructure Improv	Affordable Housing	CDBG: \$	Other	Other	1	0	0.00%			
Increase Affordable Housing: Minor Home Repair	Affordable Housing	CDBG: \$	Homeowner Housing Rehabilitated	Household Housing Unit	125	134	107.20%	30	37	123.33%
Increase Affordable Housing: Substantial Rehab	Affordable Housing	CDBG: \$ / HOME: \$1000000	Rental units rehabilitated	Household Housing Unit	0	0		82	0	0.00%
Increase Affordable Housing: Substantial Rehab	Affordable Housing	CDBG: \$ / HOME: \$1000000	Homeowner Housing Rehabilitated	Household Housing Unit	30	8	26.67%	4	5	125.00%
Increase Affordable Housing: Substantial Rehab	Affordable Housing	CDBG: \$ / HOME: \$1000000	Other	Other	0	0		1	0	0.00%

Increase Affordable Housing: TBRA	Affordable Housing	HOME: \$	Tenant-based rental assistance / Rapid Rehousing	Households Assisted	40	10	25.00%	8	6	75.00%
Planning and Administration	Administration	CDBG: \$ / HOME: \$ / ESG: \$	Other	Other	5	3	60.00%	3	0	0.00%

Table 1 - Accomplishments – Program Year & Strategic Plan to Date

Assess how the jurisdiction’s use of funds, particularly CDBG, addresses the priorities and specific objectives identified in the plan, giving special attention to the highest priority activities identified.

Grant Monitoring made significant progress in carrying out the FY20 Annual Action Plan. Focus was on owner-occupied housing rehabilitation, increasing affordable housing types through rental assistance; new affordable housing unit production; youth and senior services; improvement to public facilities; and additional funding for Code Enforcement Demolition activities to aid in the prevention/elimination of slums and blight.

The City of Corpus Christi’s priority goals is housing preservation through rehabilitation for HOME funds. The City’s Single Family Rehabilitation Program focuses on substantial repairs or complete demolition and reconstruction of substandard homes exceeding 51% or more of needed structural repairs in order to provide clean and safe environment. For PY20, a total of 5 projects were completed. Additionally, with CDBG funds the Minor Home Repair Grant program focuses on assistance to elderly/disabled households 62 years old and/or disabled making less than 50% of the AMI. These projects focused on roofing, plumbing, electrical, heating and/or minor structural repairs for clean and safe environment. The MHRP grant program allows for the preservation of existing affordable housing stock for low-income families to remain in their homes. For PY20, a total of 38 MHRP units were completed.

For PY20, The City of Corpus Christi through the GMD programs supported 306 affordable housing units for homeless households; 2 affordable housing units for special needs population; and 71 affordable housing units for non-homeless households as indicated in CR-20.

For PY20, the City in its efforts to improve access to public services and amenities in all areas of Corpus Christi, with a focus on low-opportunity areas funded Parks and Recreation for the Salinas Park improvements. Salinas Park is designated as a community/regional park. The proposed improvements include additional shade structures, picnic tables, fencing, replacement of asphalt walking trail to meet ADA compliance and park lighting for the sports field and walking trail. This project was recently awarded a design bid and is expected to complete construction in

PY23. The project will be reported in the FY23 CAPER.

For PY20, the City in its efforts to expand youth and senior services, funded the Boys and Girls Club for the Greenwood Unit locker room plumbing improvements. The locker rooms were closed due to the corroded plumbing in that area of the facility. The improvements will now allow 506 beneficiaries to utilize the space within the facility.

For PY20, additional funding was provided to Code Enforcement Demolition activities to aid in the prevention and elimination of slums and blight including a large portion of funding toward the demolition of the Booker T. Washington Elementary School as part of the Harbor Bridge Realignment Project which is part of the City's Parks and Recreation Department mitigation plan. This project is significant to the community and has major involvement from citizens in the elementary school neighborhood and local stakeholders.

This section continues in Attachment 1, Appendix 3

CR-10 - Racial and Ethnic composition of families assisted

Describe the families assisted (including the racial and ethnic status of families assisted).

91.520(a)

	CDBG	HOME	ESG
White	6,091	20	298
Black or African American	365	3	91
Asian	22	0	2
American Indian or American Native	11	0	8
Native Hawaiian or Other Pacific Islander	0	0	7
Total	6,489	23	406
Hispanic	5,303	17	176
Not Hispanic	1,186	6	52

Table 2 – Table of assistance to racial and ethnic populations by source of funds

Narrative

The CDBG program assisted 6489 beneficiaries including 5,303 that identified their ethnicity as Hispanic. Additionally, 6,091 identified their race as White, 365 Black or African American, 22 Asian, and 11 American Indian or Alaskan Native, 21 Native Hawaiian or Other Pacific Islander.

The HOME program assisted 23 families including 17 that identified their ethnicity as Hispanic. Additionally, 20 identified their race as White, and 3 Black or African American.

The HESG program assisted a total of 406 beneficiaries including 176 that identified as Hispanic. Additionally, 298 identified their race as White, 91 Black or African American, 2 Asian, 8 American Indian or Alaskan Native, 7 Native Hawaiian or Other Pacific Islander, and 4 identified as multiple races. A total of 6 beneficiaries either did not know, refused or the data was not collected as to their race and ethnicity.

CR-15 - Resources and Investments 91.520(a)

Identify the resources made available

Source of Funds	Source	Resources Made Available	Amount Expended During Program Year
CDBG	public - federal	3,564,370	3,616,217
HOME	public - federal	1,516,367	1,772,074
ESG	public - federal	232,899	219,645

Table 3 - Resources Made Available

Narrative

In PY2020 resources made available for CDBG were \$3,564,370. The total is made up of CDBG entitlement award for \$2,758,224, reprogrammed funds \$406,146, and estimated program income \$400,000. The amount expended during the program year for CDBG was \$3,616,216.80.

The resources made available for HOME were \$1,516,367. The total is made up of HOME entitlement award for \$1,141,367, and program income was estimated at \$375,000. The amount expended during the program year for HOME was \$1,772,074.29.

The resources made available for ESG were \$232,899. The amount expended during the program year for ESG was \$219,645.14.

A total of \$208,649 in Type A funds local tax dollars was allocated to assist with down payment for homebuyers. Type A funds are matched with HOME funds for the Homebuyer Assistance Program. Of the \$208,649 available in Local Type A dollars, \$150,000 were expended during the program year. Funding included the amounts available at the beginning of the program year as well as the entitlement funds.

Resources made available for CDBG-CV were \$3,897,975. The amount expended during the program year for CDBG-CV was \$706,254.96. The funds were used for mortgage, rental and utility assistance, motel vouchers, and senior meals.

Identify the geographic distribution and location of investments

Target Area	Planned Percentage of Allocation	Actual Percentage of Allocation	Narrative Description
CDBG Low/Mod Tracts			
Citywide			General jurisdiction coverage

Table 4 – Identify the geographic distribution and location of investments

Narrative

The PY2020 Annual Action Plan did not identify target areas for the geographic distribution of investments. However, activities targeted LMI areas in the CDBG low/mod census tracts, with a portion of CDBG funding allocated to the Minor Home Repair Grant Program for income eligible households and not by geographic location.

Leveraging

Explain how federal funds leveraged additional resources (private, state and local funds), including a description of how matching requirements were satisfied, as well as how any publicly owned land or property located within the jurisdiction that were used to address the needs identified in the plan.

Although the HOME match requirement was waived due to COVID-19, the City continued to match funds by leveraging local tax dollars through the TYPE A Fund.

The City leveraged Type A Funds to provide a match for the GMD Homebuyer Assistance Program. The TYPE A Down Payment Assistance Program assists homebuyers with down payment assistance up to \$10,000.00. The City's HOME Fund Closing Cost Assistance Program assists homebuyers with up to \$10,000.00. For PY20, ten homebuyers participated in the Homebuyer Assistance Program. A total of \$68,739.07 was used from HOME funds, while \$83,149.64 was matched through TYPE A funds. The Homebuyer Program is a forgivable loan at 0% interest and term varies based on amount of assistance.

Effective FY2020, the City will no longer provide TYPE A funds for homebuyer down payment assistance. However, the City will now fund both the down payment assistance and closing assistance programs at 100% through HOME funds. Although the Homebuyer program for the City's Down Payment and Closing Cost Assistance Program was approved for FY2020, the program funds were not utilized due to remaining Type A FY19 allocated funds and allocated FY18 HOME funds. All allocated Type A down payment funds were exhausted in PY20. For PY21, the City will continue to utilize the remaining FY18 and FY20 HOME funds for Homebuyer Assistance programming. It is anticipated the homebuyer program will continue to be utilized as more affordable housing units are built.

The FY 2020 ESG Program match was \$202,723.79. The ESG Match of \$202,723.79 was satisfied through salaries for case managers, private foundations, donations and in-kind services by agencies funded. The ESG match was satisfied dollar for dollar.

No publicly owned land or property located within the jurisdiction was used to address the needs identified in the plan. However, a city surplus property-a decommissioned city park was identified for an affordable housing project in the future.

Fiscal Year Summary – HOME Match	
1. Excess match from prior Federal fiscal year	8,997,196
2. Match contributed during current Federal fiscal year	792,890
3. Total match available for current Federal fiscal year (Line 1 plus Line 2)	9,790,086
4. Match liability for current Federal fiscal year	0
5. Excess match carried over to next Federal fiscal year (Line 3 minus Line 4)	9,790,086

Table 5 – Fiscal Year Summary - HOME Match Report

Match Contribution for the Federal Fiscal Year										
Project No. or Other ID	Date of Contribution	Cash (non-Federal sources)	Foregone Taxes, Fees, Charges	Appraised Land/Real Property	Required Infrastructure	Site Preparation, Construction Materials, Donated labor	Bond Financing	Total Match		
8516	10/20/2020	10,000	0	0	0	0	0	0		
8533	11/21/2020	10,000	0	0	0	0	0	0		
8542	10/28/2020	10,000	0	0	0	0	0	0		
8543	11/30/2020	10,000	0	0	0	0	0	0		
8567	01/06/2021	10,000	0	0	0	0	0	0		
8578	02/23/2021	10,000	0	0	0	0	0	0		
8590	04/02/2021	10,000	0	0	0	0	0	0		
8615	07/07/2021	10,000	0	0	0	0	0	0		
8629	09/28/2021	3,150	0	0	0	0	0	0		

Table 6 – Match Contribution for the Federal Fiscal Year

HOME MBE/WBE report

Program Income – Enter the program amounts for the reporting period				
Balance on hand at begin-ning of reporting period \$	Amount received during reporting period \$	Total amount expended during reporting period \$	Amount expended for TBRA \$	Balance on hand at end of reporting period \$
507,242	349,326	710,638	0	145,929

Table 7 – Program Income

Minority Business Enterprises and Women Business Enterprises – Indicate the number and dollar value of contracts for HOME projects completed during the reporting period						
	Total	Minority Business Enterprises				White Non-Hispanic
		Alaskan Native or American Indian	Asian or Pacific Islander	Black Non-Hispanic	Hispanic	
Contracts						
Dollar Amount	14,660,719	0	0	500,000	427,545	13,733,174
Number	5	0	0	1	2	2
Sub-Contracts						
Number	42	0	0	1	11	30
Dollar Amount	9,830,525	0	0	1,250,422	2,198,445	6,381,658
	Total	Women Business Enterprises	Male			
Contracts						
Dollar Amount	14,660,719	0	14,660,719			
Number	5	0	5			
Sub-Contracts						
Number	42	0	42			
Dollar Amount	9,830,525	0	9,830,525			

Table 8 - Minority Business and Women Business Enterprises

Minority Owners of Rental Property – Indicate the number of HOME assisted rental property owners and the total amount of HOME funds in these rental properties assisted						
	Total	Minority Property Owners				White Non-Hispanic
		Alaskan Native or American Indian	Asian or Pacific Islander	Black Non-Hispanic	Hispanic	
Number	0	0	0	0	0	0
Dollar Amount	0	0	0	0	0	0

Table 9 – Minority Owners of Rental Property

Relocation and Real Property Acquisition – Indicate the number of persons displaced, the cost of relocation payments, the number of parcels acquired, and the cost of acquisition						
Parcels Acquired		0		0		
Businesses Displaced		0		0		
Nonprofit Organizations Displaced		0		0		
Households Temporarily Relocated, not Displaced		0		0		
Households Displaced	Total	Minority Property Enterprises				White Non-Hispanic
		Alaskan Native or American Indian	Asian or Pacific Islander	Black Non-Hispanic	Hispanic	
Number	0	0	0	0	0	0
Cost	0	0	0	0	0	0

Table 10 – Relocation and Real Property Acquisition

CR-20 - Affordable Housing 91.520(b)

Evaluation of the jurisdiction's progress in providing affordable housing, including the number and types of families served, the number of extremely low-income, low-income, moderate-income, and middle-income persons served.

	One-Year Goal	Actual
Number of Homeless households to be provided affordable housing units	2	199
Number of Non-Homeless households to be provided affordable housing units	145	70
Number of Special-Needs households to be provided affordable housing units	1	2
Total	148	271

Table 11 – Number of Households

	One-Year Goal	Actual
Number of households supported through Rental Assistance	34	201
Number of households supported through The Production of New Units	74	11
Number of households supported through Rehab of Existing Units	30	38
Number of households supported through Acquisition of Existing Units	10	21
Total	148	271

Table 12 – Number of Households Supported

Discuss the difference between goals and outcomes and problems encountered in meeting these goals.

In PY 2020, the City provided affordable housing assistance for a total of one hundred and ninety-nine (199) Homeless households utilizing HOME, Emergency Solutions Grant (ESG) funding.

The City provided affordable housing assistance for a total of seventy (70) non-Homeless households utilizing HOME, Community Development Block Grant (CDBG), and CDBG-CV program funding.

The City provided affordable housing assistance for a total of two (2) Special Needs households utilizing HOME program funding.

In PY 2020, the one-year goal for the number of households to be supported through Rental Assistance was thirty-four (34). The City provided Rental Assistance for eleven (11) households through the Tenant Based Rental Assistance (TBRA) voucher program.

Additionally, utilizing Emergency Solutions Grant (ESG) funding one hundred and sixty-five (165) households were assisted through the Homelessness Prevention (HP) Program.

For CDBG-CV program funds ten (10) households with short term rental to include fifteen (15) households with short term utility assistance preventing families from moving to emergency shelters or places not meant for human habitation or other places prone to those at risk of homelessness. Additionally, eleven (11) households were assisted with mortgage assistance with CDBG-CV funds.

In PY 2020, the one-year goal for the number of households to be supported through production of new affordable housing rental units was seventy-four (74). Under the HOME Program CHDO project, the City proposed seventy (70) affordable housing units through TG 110, Inc. Village at McArde multifamily affordable housing rental development. This project served zero (0) households as the project is still actively under construction due to delays caused by the ongoing COVID-19 pandemic and the February 2021 Winter Storm Uri event. These units will be indicated in the FY 2021 CAPER.

It should be noted that two Low Income Housing Tax Credit projects funded with FY19 HOME funds were also impacted by the ongoing COVID-19 pandemic and February 2021 Winter Storm Uri event also actively under construction. These projects include Casa De Manana and Fish Pond at Corpus Christi multifamily affordable housing rental development projects. Casa De Manana provided seven (7) new rental units for a total of eleven (11) new rental unit productions. Additionally, Fish Pond at Corpus Christi development is a senior citizen community project actively under construction and did not produce any units in PY20. These units will also be indicated in the FY 2021 CAPER.

Utilizing HOME funds through the Single-Family Rehabilitation Program the City assisted four (4) households with demolition/reconstruction units and one household with a rehabilitation unit for a total of five assisted for the program.

This section continues in Attachment 1, Appendix 4

Discuss how these outcomes will impact future annual action plans.

The City anticipates that the number of activities funded in prior year Annual Action Plans will be completed in Program Year 2021.

Include the number of extremely low-income, low-income, and moderate-income persons served by each activity where information on income by family size is required to determine the eligibility of the activity.

Number of Households Served	CDBG Actual	HOME Actual
Extremely Low-income	17	8
Low-income	20	3
Moderate-income	2	12
Total	39	23

Table 13 – Number of Households Served

Narrative Information

A total of 62 individuals were serviced with HUD funding, of which 25 were identified as extremely low income, 23 were identified as low-income and 14 were identified as moderate income. This accomplishment is a sign of the importance of HUD funds being used to meet the needs of individual and families who have limited resources.

CR-25 - Homeless and Other Special Needs 91.220(d, e); 91.320(d, e); 91.520(c)
Evaluate the jurisdiction's progress in meeting its specific objectives for reducing and ending homelessness through:

Reaching out to homeless persons (especially unsheltered persons) and assessing their individual needs

The City, Neighborhood Services Department through Grant Monitoring Division provides ESG funding to social service organizations that assess and address the needs of homeless persons and support subrecipient organizations to create a more robust social service system. NSD, through the City's Homeless Services and Workforce Housing Division (HSWH) works closely with the Homeless Issues Partnership (HIP), a coalition of homeless providers to align priorities and funding to address the needs of residents experiencing homelessness or at-risk of becoming homeless. Due to the restrictions of COVID-19, monthly zoom meetings were held the 2nd Thursday of each month.

The HSWH focuses on homeless services and workforce housing initiatives. Four (4) positions staff the division: 1- Homeless Services and Workforce Housing Program Manager; 1-Administrator; 1-Homeless Coordinator and 1-Workforce Housing Coordinator. The Division is funded through the City's General Fund and seek additional funding from various grants. This allows for staff to concentrate efforts specific to these needs and create local collaboration with municipalities, local social service agencies, developers, builder associations, private industry, colleges and universities, and hospitals including City departments to create a strategic plan and establish policies to remove barriers.

HSWH works very closely with community partners to assess and address the homeless needs in the community, both sheltered and unsheltered. The HSWH holds monthly zoom calls to discuss areas of needs and issues with homelessness. These calls are held the 4th Wednesday of every month. Through HSWH, the Annual Point-in-Time count will be coordinated with social service organizations as well as the community as a whole in order to capture the best possible number of sheltered and unsheltered homeless in the community.

The coordinated assessment system (CES) implemented in 2018 ensures standardized assessment for any homeless individual at a variety of access points, which continued to operate in PY20. This system functions to triage, assess, match and refer homeless individuals to the most appropriate permanent housing option across the continuum. This is the primary referral method for most homeless beds, and, furthermore, functions as the sole referral source for the Corpus Christi community.

As a HIP partner, the Salvation Army (TSA), is the 1st established CES entry point currently. TSA has outreach workers who are trained as assessors and navigators ensuring unsheltered homeless individuals have full access to all housing opportunities and services. TSA dedicates one full time staff to CES case management along with a trained back-up staff member. TSA, as part of the Texas Balance of State Continuum of Care (CoC) requirement, along with Texas Homeless Network (THN) established a

flow-chart to indicate CES components and processes that allows for the capability to refer families or individuals to rapid re-housing services within 30 days and not more than 90 days maximum. For PY20, Rising Tide Ministries became another CES entry point but is not currently supported with ESG funds.

This section continues in Attachment 1, Appendix 5

Addressing the emergency shelter and transitional housing needs of homeless persons

For PY20, the City provided ESG funds to non-profit agencies to operate the following homeless shelters and services:

- The Corpus Christi Salvation Army (TSA) provides homeless shelter and services. Services include Family Shelter - Homeless Services, Homeless Shelter for Families with Children, Homeless Shelter for Females. TSA serves 10,000+ cases of individuals, families, and Veterans that are homeless or at risk of homelessness. These cases included providing food, shelter, HPRP activities and supportive services. The Red Shield Dining Room is a full-service commercial kitchen and dining room that provides 3 hot meals each day free of charge to homeless men, women and children. Clients include shelter residents, those living on the street and those at-risk of homelessness. TSA also distribute sack lunches to those in need of a "portable" free lunch to eat while on the job or at school. For PY20, TSA provided 364,635 meals and 26,682 nights of shelter.
- Corpus Christi Hope House Hope House is a woman's shelter that provides emergency shelter and supportive services to homeless families with dependent children, community outreach services through the Gabriel Project, Homeless Prevention and Rapid Rehousing Assistance. Hope House provides services for the homeless and strives to (1) assist homeless and at-risk of homeless individuals and families, (2) focus on family stability and systematic change, (3) empower clients to accept individual responsibility and move toward self-sufficiency, and (4) assist clients to secure and/or maintain permanent housing. As part of the above services Hope House provides, they also provide diapers, baby wipes, clothing, miscellaneous baby items, furniture, appliances and referrals. Life-skills and Parenting Seminars are open to all members of the community. Hope House was able to assist 419 individuals through the Life-skills and Parenting Seminars. A total of 11,690 individuals were served by supplying diapers, baby wipes, clothing, miscellaneous baby items, furniture, appliances and referrals.

Helping low-income individuals and families avoid becoming homeless, especially extremely low-income individuals and families and those who are: likely to become homeless after being discharged from publicly funded institutions and systems of care (such as health care facilities, mental health facilities, foster care and other youth facilities, and corrections programs and institutions); and, receiving assistance from public or private agencies that address housing, health, social services, employment, education, or youth needs

The City, through NSD provides ESG funding to local agencies with services aimed to assist low income or homeless individuals, families and veterans; chronically homeless and at-risk populations of becoming homeless such as individuals exiting correctional and mental facilities, hospitals or youth facilities for services including: outreach assessments, linkages to necessary housing resources/referrals, assistance with housing security deposits and utility assistance, food and furniture assistance and transportation assistance; education and employment opportunities; and health and additional social services. Emergency Shelter, Homeless Prevention, Rapid-Rehousing and Family Reunification program services are available through the Salvation Army, Hope House and Family Endeavors as listed above.

Additionally, the City's ESG funded programs provide resources to financially assist the homeless transition to permanent housing, funding for security deposits and short to medium term rental assistance is available to give families an opportunity to obtain permanent housing. In addition to providing suitable, acceptable and affordable housing ongoing supportive services are required to help the individual learn to live in housing and as a part of mainstream society. The City provides ESG funds to programs that assist individuals and families in developing goals, budgeting, identifying and addressing unique challenges and barriers for full integration. Program participants are linked to services that supports a stable lifestyle.

As the community moves into a housing first approach, a vital component is low barrier, high tolerance services and housing. The City's ESG funded subrecipients and program practices low barrier and high tolerance housing options and educates landlords and service providers in this practice through presentations at local HIP meetings. A key practice for low barrier housing enrollment is active participation in the Coordinated Entry System (CES).

The foster care system was identified as a critical variable in capturing individuals maturing out of the foster care system before entering homelessness. The City, through GMD coordinated efforts with the Salvation Army to identify and provide funding needs to assist children maturing out of the foster care system to rapid re-housing service efforts. Funding, program creation and implementation was reported in the FY19 CAPER. Salvation Army is available to provide individuals who have aged out of foster care include 3 months of shelter and up to 3 months of rental assistance if funding is available. The goal is to connect the individual to community resources, life skills classes, continued education and job placement. Each client will receive intense case management, food assistance and other support services. The Salvation Army continues to provide this service for the community's youth who will be aging out of the foster care system and may need assistance to prevent homelessness. The need for this service has been determined to not be of a high need, therefore rather than having an entire program addressing this issue, youth are assisted on an as needed basis.

Helping homeless persons (especially chronically homeless individuals and families, families with children, veterans and their families, and unaccompanied youth) make the transition to permanent housing and independent living, including shortening the period of time that individuals and families experience homelessness, facilitating access for homeless individuals and families to affordable housing units, and preventing individuals and families who were

recently homeless from becoming homeless again

The Salvation Army of the Coastal Bend continues to serve the community, significant progress has been made in developing plans for the expansion of services to address the under-met needs of men, women and children who simply need a helping hand and a message of hope for a brighter tomorrow. Their new Center of Hope is being developed in two Phases. Phase 1 was completed in May 2021 with the ribbon cutting being held in April 2021. The facility houses families, veterans and single women. The business center and administration offices are also located in the new facility. Phase 2 will have two separate buildings. One building will house homeless single men and the second building will be the maintenance warehouse and Food Pantry. These elements are large ministries of The Salvation Army of the Coastal Bend and serve hundreds of people every month. With both of these facilities, The Salvation Army of the Coastal Bend will be able to serve those who come to in for assistance from one location. They will be able to house more people than they currently can, and they will be better equipped to help everyone in need who comes through their doors. The Family Shelter doubles the capacity of their previous facility to assist families. Offering both emergency shelter and transitional housing, they accommodate a variety of family combinations including single mothers and fathers with children. This provides more efficiency in meeting the variety of needs of the community with increased services to intact families. Salvation Army is the only shelter in the region with the capacity to handle intact families. The Center of Hope is 29,000 square feet houses 120 beds for families with children and 12 beds for veterans. The Kitchen and Dining Room is equipped to serve 750-1,000 meals per day which will increase the number of meals served from 180,000 to approximately 240,000 per year, an increase of 33%.

The Salvation Army is in collaborative efforts with the local Housing Authority to establish a point system to advance homeless individuals on the Housing Authority's waiting list as indicated in CR 35. Clients graduating from our PSH program can be referred to the Corpus Christi Housing Authority which has granted clients from the Salvation Army program a 35-point preference. The Permanent Supportive Housing program currently holds up to 14 participants that are chronically homeless and disabled, these clients receive intense case management from TSA and are connected to other community resources for their disability. The clients are collectively case managed by several agencies to get them stable so that they can reconnect with family or enter public housing.

The City, through GMD funds Rapid-Rehousing and Tenant Based Rental Assistance (TBRA) programs which aim to quickly move people out of emergency shelter or the street and into safe, permanent housing options as indicated in CR-20. Family Endeavors aka Endeavors, Inc. provides supportive services specifically to veterans and families through Homeless Prevention and rentals assistance, case management and critical support services, and employment assistance for unemployed/underemployed veterans. Family Endeavors was able to assist 25 unduplicated persons through Homeless Prevention and 14 unduplicated persons through Rapid Rehousing. Family Endeavors also provided five individuals with employment assistance.

This section continues in Attachment 1, Appendix 5

CR-30 - Public Housing 91.220(h); 91.320(j)

Actions taken to address the needs of public housing

The Corpus Christi Housing Authority (CCHA) continues to serve as the primary public housing agency (PHA). CCHA manages the public housing inventory and Section 8 program within the City. CCHA provides the Tenant Based Voucher Program (Section 8) and the Project Based Voucher Program. The two programs are available to citizens of Corpus Christi seeking public housing. For residents of the CCHA there are various programs offered to address certain needs. City staff and CCHA staff coordinate efforts for housing initiatives.

On an annual basis, the City, reviews and approves the action plan CCHA submits to HUD. The City, through the Grant Monitoring Division (GMD) continues to offer all available homeownership programs to CCHA residents.

For PY20, the City leveraged local funding sources to update the existing Infill Housing Incentive Program (IHIP) to review existing threshold caps and City incentives to maximize the capacity of the program to increase affordable housing stock. The strategy provides a critical path forward to adopt a comprehensive policy that creates and preserves affordable housing in order to:

1. Continue housing preservation program
2. Provide access to City owned land for affordable housing development
3. Encourage more developers to build affordable housing
4. Promote economic diversity in CDBG LMI areas
5. Promote low-income households living in higher income areas
6. Prevent unintended consequences that cause displacement such as increasing property taxes that make housing less affordable for low-income households; and
7. Consider the impact of incentives, such as fee waivers, on City operations

For PY20, the City coordinated with the Housing Authority on available funding opportunities for and efforts for how the City can support Housing Authority initiatives. Initiatives include the new Infill Housing Incentive Program developed with Housing Authority staff and funded with City funds as noted above. The program was approved and will provide developers incentives to build infill housing affordable to buyers at or below 80% of the area median income.

The City continues to explore, review, and approve the transfer of surplus city properties to qualified non-profit corporations for the development of affordable single- family housing units.

Actions taken to encourage public housing residents to become more involved in management and participate in homeownership

Public supported housing serves as a bridge for families seeking to escape poverty and obtain decent, safe, and affordable housing.

The City, through GMD markets the Homebuyer Assistance Program city wide. In an effort to support PHA residents, every Homebuyer Assistance application that is reviewed and funded in the HOME Program identify if the prospective homebuyer is coming from public housing. GMD coordinates with LMI residents to attend Homebuyer Education courses offered throughout 3rd party partnerships. These courses are advertised across the city through a multi-media approach to increase the awareness of their availability.

The Consolidated Plan documents are made available in various repositories where PHA residents are likely to seek services such as the library and online to include electronic housing program applications to City housing programs. The documents are available to the public via the La Retama Public Library, the City's website, Neighborhood Services Department office, meetings, or other activities.

Additionally, the newly merged Neighborhood Services Department created the "Connections To Assistance" (CTA) community event. The City along with community partners participate in the CTA event every 2 months at different city locations to offer on-site services including but not limited to: housing programs; code enforcement; rental assistance; fair housing, animal control services; parks and recreation programming; employment opportunities, etc., For PY20, approximately three CTA events have taken place. The City is committed to taking program services out to the community when and where it's best suited for the residents' convenience. The CTA averages 40 residents who participate/attend per event.

CCHA established programs to help residents in becoming self-sufficient and also promote homeownership. CCHA partnered with the Salvation Army to establish a Permanent Supportive Housing (PSH) Program: Housing Authority Referral. The program assists homeless individuals and families by increasing application points which allow them to move up the waiting list faster. Once someone is ready to exit TSA's PSH program, they are assisted with a Section 8 voucher for permanent housing. All exiting residents can participate in the STAR Program. This program is 6 weeks and assists residents with classes regarding renting and budget. At the end of the program, the resident receives a certificate. This certificate is used when a single-family home is available to be used with the voucher. The certificate assures the homeowner/landlord that the client has successfully completed this course and in turn prepares the renter to transition into a CCHA unit or for homeownership opportunities. See program components listed below:

Permanent Supportive Housing Program: Housing Authority Referral

- Clients graduating from the Salvation Army's PSH program can be referred to the Corpus Christi Housing Authority which grants clients from the program a 35- point preference on housing application for a CCHA unit.
- The Salvation Army's PSH program currently holds up to 14 participants that are chronically homeless and disabled, these clients intense case management from TSA and are connected to other community resources for their disability. The clients are collectively case managed by several agencies to get them stable so that they can reconnect with family or enter public housing.

This section continues in Attachment 1, Appendix 6

Actions taken to provide assistance to troubled PHAs

The Corpus Christi Housing Authority is not considered a troubled PHA. The City of Corpus Christi continues to foster and strengthen their partnership with the CCHA. Both entities continue to coordinate for potential affordable housing projects. Both entities provide feedback and attend stakeholder meetings during their plan development processes and housing initiatives.

CR-35 - Other Actions 91.220(j)-(k); 91.320(i)-(j)

Actions taken to remove or ameliorate the negative effects of public policies that serve as barriers to affordable housing such as land use controls, tax policies affecting land, zoning ordinances, building codes, fees and charges, growth limitations, and policies affecting the return on residential investment. 91.220 (j); 91.320 (i)

Over the course of the past year, the City and through the Grant Monitoring Department (GMD) continued to reduce barriers to affordable housing, by allocating CDBG funding for housing rehabilitation that will preserve existing affordable housing. Through the Minor Home Repair Program (MHRP), elderly households and households that have members with disabilities, are provided with much needed repairs and modifications. The City also provided HOME funds for new construction of a multifamily affordable housing rental unit project; tenant based rental assistance units and the Single-family Rehabilitation Housing Program. The City also allocated ESG funding to assist affordable housing with the homeless prevention activity.

To continue to address and eliminate any potential barriers to affordable housing, the City continues to implement the following strategies:

- Continue to develop partnerships to build and increase the number of new affordable units and rehabilitation of existing affordable housing units,
- Continue to provide Minor Home Minor Repair program services while also including new accessibility installations while coordinating with Development Services Department for streamlined permitting of the projects.
- Support and coordinate with developers for Low Income Housing Tax Credit (LIHTC) project applications proposed within the city
- Promote homeownership
- Coordinate efforts with Development Services Department for HUD Housing Program projects to streamline permitting, provisions for eligible building code variances and post disaster emergency construction
- Continue efforts to coordinate with Corpus Christi Housing Authority (CCHA) and affordable housing developers in the provision of affordable housing units
- The City continues will provide homebuyer assistance program up to \$25,000 down payment assistance and up to \$10,000 of closing cost assistance through HOME funds for purchase of new construction or existing home for eligible clients
- Assess surplus city owned property for affordable housing

The City is addressing the barriers that hinder affordable housing and residential investment with the following actions:

- The City leveraged local funding sources to update the City's Infill Housing Incentive Program (IHIP) to review existing threshold caps and City incentives to maximize the capacity of the

program in order to adopt a comprehensive policy that creates and preserves affordable housing in Corpus Christi by reimbursing or waiving fees paid by developers if they build on infill lots and sell to low-income buyers

- Continue funding Low-Income Housing Tax Credits (LIHTC) projects to incentivize private developers in their federal tax liability in exchange for financing to develop affordable rental housing. Project rents must remain restricted for at least 20 years after project completion.
- The City's Development Services Department, by City Ordinance, provides a savings of up to ½ pre-development permit costs to non-profits developing affordable housing

This section continues in Attachment 1, Appendix 7

Actions taken to address obstacles to meeting underserved needs. 91.220(k); 91.320(j)

The City's limited CDBG and HOME funds are the primary impediment to meeting underserved needs. As such, additional public and private resources are fundamental in assisting with implementation of policies and programs. Programs such as the Low-Income Housing Tax Credits (LIHTC) and affordable housing development supported by the Type A and Type B funds to provide additional capital to address the shortage in affordable housing.

During PY20, one developer was awarded a Low-Income Housing Tax Credit (LIHTC) project with HOME funds. The Village at McArdle will consist of 82-rental affordable housing multifamily apartment community of which 70 units will be at or below 60% AMI. The new construction of the community will include energy efficient materials, fixtures, and appliances. The planned on-site amenities, zoned CG-2, are full-perimeter fencing, computer learning center-2 per 20 units, a new furnished community room, community laundry room, WIFI in the office/community center, children's playscape area and swimming pool. The development was financed primarily through the Texas Department of Housing and Community Affairs Low Income Housing Tax Credits (LIHTC), private debt and HOME Funds through the City of Corpus Christi. The project received 9% LIHTC from TDHCA. The City leveraged \$1,000,000 in HOME funds for the total project cost of \$18,122,680. The project was impacted by the ongoing COVID-19 pandemic and Winter Storm Uri and is anticipated to be completed and reported in the FY21 CAPER as indicated in CR-20. Although the project served zero (0) households as the project is still actively under construction due to delays caused by the ongoing COVID-19 pandemic and the February 2021 Winter Storm Uri event. These units will be indicated in the FY 2021 CAPER as indicated in CR-20.

It should be noted that two Low Income Housing Tax Credit projects funded with FY19 HOME funds were also impacted by the ongoing COVID-19 pandemic and February 2021 Winter Storm Uri event and are actively under construction. One of which, the Casa De Manana Apartments project includes the demolition and reconstruction of 99-units. The reconstruction will provide much needed upgrades for health and safety, and the use of energy efficient materials, fixtures, and appliances. The onsite amenities include full perimeter fencing; computer learning center; a new furnished community room and community laundry room; WIFI in the office/community center, children's playscape area and fitness room. The development was financed primarily through the Texas Department of Housing and

Community Affairs Low Income Housing Tax Credits (LIHTC), private debt and HOME Funds through the City of Corpus Christi. Casa De Manana apartments serve residents at 30%, 50%, and 50% area median income. The project received 9% LIHTC from TDHCA. The City leveraged \$350,000 in HOME funds for the total project cost of \$21,801, 967. Casa De Manana provided seven (7) new rental units for a total of eleven (11) new affordable rental unit productions as indicated in CR-20. These units will be indicated in the FY 2021 CAPER.

This section continues in Attachment 1, Appendix 7

Actions taken to reduce lead-based paint hazards. 91.220(k); 91.320(j)

The City continues to partner with a local A+ rating environmental company to provide reliable lead-based paint hazard screening for testing on homes of the Minor Home Repair Grant program. The City also provides lead-based paint testing on homes built before 1978 for their Rehabilitation loan program. The City ensures that all appropriate measures are taken to comply with lead-based paint hazards requirements.

Actions taken to reduce the number of poverty-level families. 91.220(k); 91.320(j)

The City, through GMD in coordination with non-profit organizations and the private sector, helped individuals and families in poverty by supporting local and regional efforts to improve family and individual incomes. All the strategies and priorities identified in the 2018-2022 Consolidated Plan targeted the improvement of economic conditions of lower income population, from the rehabilitation and construction of affordable housing, provision of homebuyer assistance, Tenant Based Rental assistance, and the availability of emergency shelters: homeless prevention and rapid re-housing services through FY20 funded projects.

The City funded a variety of projects under the PY20 Consolidated Plan goal of Addressing Homelessness. This includes funding of social service agencies that provide emergency shelter, homeless prevention, and rapid re-housing programs to the homeless, poor, and working poor in the community. A portion of the funding is utilized for associated Coordinated Entry system costs to assess needs.

The City, through the Homeless Services and Workforce Housing Division (HSWH) engages with local mental health and social service agencies, including the Homeless Issues Partnership (HIP) all of whom provide services to the homeless population. HIP is the lead entity responsible for the implementation of the coordinated entry system and the revisions of its policies and procedure in response to homeless population patterns and changes. For PY20, HIP successfully established a 2nd Coordinated entry point for the community to assist with homeless, poor, and working poor in the community. The HSWH attend monthly Texas Homeless Network Balance of State conference calls to stay engaged with the issues of homelessness both locally and statewide.

Additionally, all CDBG housing, public and community facilities and Code Enforcement projects indirectly support reducing poverty-level families. The City also administers the Minor Home Repair Grant Program (MHRP) which targets families at 50% or below Area Median Income. These families are assisted with repairs including roof replacements, electrical, plumbing, mechanical and minor structural repairs. The program assists in the preservation of existing affordable housing units. For PY20, the City assisted 37 households for the MHRP program as indicated in CR-20.

For PY20, the City, through GMD coordinated efforts with the Salvation Army to identify and provide funding needs to assist the foster care population for those children maturing out of the foster care system for rapid re-housing service efforts as stated in CR-25. The Salvation Army continues to provide this service for the community's youth who will be aging out of the foster care system and may need assistance to prevent homelessness. The need for this service has been determined to not be of a high need, therefore youth are assisted on an as needed basis.

This section continues in Attachment 1, Appendix 7

Actions taken to develop institutional structure. 91.220(k); 91.320(j)

All actions proposed in the plan were undertaken during the program year. Program services were streamlined as a result of COVID-19 to prepare, prevent, and respond to COVID-19 for PY20. The City, through GMD, continue to reassess their internal policies and procedures in its efforts to respond and adapt to the changing environment in which it operates by evaluating needs related to institutional structure and implementing revisions, as needed.

City staff continued to work on increasing administrative efficiencies in PY20, resulting in the following achievements:

- Provided 8 one-on-one technical assistance meetings during the RFP processes
- Provided 62 technical assistance meetings including in person, email, and virtual meetings
- Conducted four mandatory workshops, and responded to Frequently Asked Questions
- Established electronic online application system
- Established electronic signatures for subrecipient agreements
- Collaborated with various City departments and procurement to refine the review and approval process of CDBG funds for City projects
- Administered COVID-19 projects with existing staff without charging additional administrative fees
- Worked with internal team to revise the scoring criteria for FY20 projects
- Continue to use Laserfiche for subrecipients agreements
- Continue to actively seek public comments and public participation from the general public
- Streamlined internal tracking spreadsheets for subrecipients to submit their Monthly reports Programmatic Reports, Requests for Reimbursements, and supporting documentation. The reports are utilized for staff meetings and tracking purposes, project management, data

collection, monitoring and compliance, and close out documents.

- Updated website, revised internal documents and related housing program marketing materials
- Aligned housing programs with procurement processes to increase contractor pool for housing projects
- Established Connections to Assistance community event for community outreach services
- Cross trained staff for environmental review record processing and accessibility to the HUD Environmental Review Online System (HEROS)

Actions taken to enhance coordination between public and private housing and social service agencies. 91.220(k); 91.320(j)

The City, through GMD has established a number of cooperative partnerships and collaborations with public and supportive housing providers, local government, and mental health and social service agencies to address its priority needs and will continue to do so. Example of these efforts include:

- Continued coordination with public and private partners to discuss current projects and methods to coordinate efforts throughout the city. Coordinated efforts occurred during the implementation and completion of many awarded project activities in providing affordable housing grants, grants for public facilities, affordable housing, public facility improvements and Code Enforcement, while working toward reducing or eliminating impediments to Fair Housing.
- The City, through GMD works proactively with Continuum of Care (CoC) partners to facilitate efficient and effective coordination of services between affordable housing and social service organizations.
- Continued funding for the Tenant Based Rental Assistance program through partnership with Accessible Housing Resources Inc., (AHRI)
- Continued funding for Single Family Rehabilitation program, the City partners with local affordable housing contractors.

Identify actions taken to overcome the effects of any impediments identified in the jurisdictions analysis of impediments to fair housing choice. 91.520(a)

During HUD's Program Year 2020, the City promoted the following fair housing activities to promote awareness through several presentations, marketing brochures and promotions. The marketing campaign included the following outcomes:

1. Distribution of 87 house key chains, 144 blue frosted bags, and 20 cell phone stands
2. 12 Fair Housing events/trainings
3. 2 months of electronic billboard advertising (COVID-19 / Fair Housing related)
4. (58,078) Printing of COVID-19 Housing Resources brochure (Partnered with Texas Rio Grande Legal Aid)
5. (44,367) mailing of COVID-19 Housing Resources brochures

6. (250) Wallet Magnifiers (w/ Corpus Christi Fair Housing phone number)
7. (1) Regional Transportation Authority (RTA) bus wrap for 4 months
8. (30) RTA Transit cards for 2 years
9. (2) RTA bus shelter ads for 2 years

Additionally, the following outcomes identified as impediments and all actions proposed in the plan were undertaken by the City during the program year:

1. Encourage and support affordable housing units in all areas of Corpus Christi. The City of Corpus Christi through the GMD programs supported 306 affordable housing units for homeless households; 2 affordable housing units for special needs population; and 71 affordable housing units for non-homeless households as indicated in CR-20.

2. Improve access to public services and amenities in all areas of Corpus Christi, with a focus on low-opportunity areas. The City through GMD funded Parks and Recreation for the Salinas Park improvements. Salinas Park is designated as a community/regional park. The proposed improvements include additional shade structures, picnic tables, fencing, replacement of asphalt walking trail to meet ADA compliance and park lighting for the sports field and walking trail. This project was recently awarded a design bid and is expected to complete construction in PY23. The project will be reported in the FY23 CAPER.

3. As a direct result of the Coronavirus pandemic and in efforts to prepare for, prevent and respond to COVID-19, the City processed two substantial amendments to facilitate several public services to assist in overcoming the effects of impediments as indicated in the section "Actions taken to address obstacles to meeting underserved needs" listed above.

4. Increase the number of accessible units for people with disabilities. Through the Minor Home Repair Grant Program (MHRP) and Single Family Rehabilitation Program, homes are rehabilitated or demolished and reconstructed to include accessibility as needed or required. For PY20, a total of 37 MHRP projects were completed; and for the Single-Family Rehabilitation Program a total of 5 projects were completed as indicated in CR-20.

It is important to note program services were impacted by the ongoing Coronavirus pandemic and Winter Storm Uri winter freeze. This delayed construction, construction material deliveries and increased cost pricing for supplies and construction materials.

CR-40 - Monitoring 91.220 and 91.230

Describe the standards and procedures used to monitor activities carried out in furtherance of the plan and used to ensure long-term compliance with requirements of the programs involved, including minority business outreach and the comprehensive planning requirements

The City's Grants Monitoring Department utilizes a "monitoring checklist" to review programs and activities. This checklist, approved by the U.S. Department of Housing and Urban Development, was developed per Subpart J of 24 CFR, Part 85 "Uniform Administrative Requirement for Grants and Cooperative Agreements of State and Local Governments" and the HUD Community Planning and Development Monitoring Handbook (HUD 6509.2).

A risk analysis is completed on all projects once HUD has approved the PY Action Plan. Based on a table developed by GMD, risk on each project/activity is determined and used to create a monitoring schedule for both current and past projects.

The City monitors HOME projects via on-site visits on an annual basis based on risk. All HOME-funded multi-family projects are inspected annually during the affordability period. Typically, a GMD employee with Code Enforcement Officer credentials performs the inspections.

Based on the risk assessments, annual monitoring of CDBG projects takes place. However, a desk monitoring review takes place for those projects which are low risk, and an on-site visit takes place for new or higher risk projects. Projects at a moderate risk will alternate between on-site and desk reviews until the monitoring requirement expires. Projects that have had a turnover in leadership or critical staff are moved to a high-risk category if the change occurred after a risk analysis.

In PY 2020, the GMD completed monitoring compliance reviews of 3 HOME and 8 CDBG projects. Of the 3 HOME reviews completed 2 were HOME multi-family reviews and 1 HOME program review. Of the 8 CDBG reviews completed 2 were CDBG program desk reviews, 4 CDBG public facility improvement project onsite reviews and 2 CDBG public facility project desk reviews. In addition, GMD provided technical assistance and worked with sub-recipients and City staff to improve and strengthen program efficiencies where needed.

The GMD provides each sub-recipient with a comprehensive report of findings during the review, makes necessary recommendations, and provides technical assistance as needed. In addition, the Contract Coordinator maintains electronic copies of Program Performance Review(s), Desk Review(s), and all relevant support documentation reviewed during the monitoring review.

Citizen Participation Plan 91.105(d); 91.115(d)

Describe the efforts to provide citizens with reasonable notice and an opportunity to comment on performance reports.

The City of Corpus Christi's Citizen Participation Plan requires the Consolidated Annual Performance and Evaluation Report (CAPER) be available for 15 days for public comment. The City made the report available at Neighborhood Services Department offices located at 1201 Leopard Street: La Retama Library at 805 Comanche Street and the City of Corpus Christi's website.

All public hearings are scheduled at convenient locations for potential and actual program beneficiaries and with accommodation for persons with disabilities and non-English Spanish speakers per the City's Citizen Participation Plan.

The initial notice to the public was posted on the Corpus Christi Caller-Times on November 22, 2021, with a comment period until December 11, 2021. The City published the notice in both English and Spanish.

The City received no public comments during the 15 days public comment period.

CR-45 - CDBG 91.520(c)

Specify the nature of, and reasons for, any changes in the jurisdiction’s program objectives and indications of how the jurisdiction would change its programs as a result of its experiences.

There were no changes to the City’s program objectives. With the receipt of the CARES Act allocations to the CDBG and ESG programs, the Grant Monitoring Division is committed to preventing, preparing for, and responding to the coronavirus and its effects. All activities fell under existing priority areas, such as providing vital services to Low- and Moderate-Income Persons or Households (LMI) populations, expanding and improving public infrastructure and facilities, Code Enforcement and providing supportive services for people experiencing homelessness.

For FY20, the City ramped up the Minor Home Repair Program for immediate response to eligible residents who experienced broken water pipes and water damage as a direct result of Winter Storm Uri.

The City did not have any Section 108 Loan activities that occurred during FY 2020.

The City did not have any Brownfields Economic Development Initiative grants during FY 2020.

Does this Jurisdiction have any open Brownfields Economic Development Initiative (BEDI) grants?

No

[BEDI grantees] Describe accomplishments and program outcomes during the last year.

CR-50 - HOME 91.520(d)

Include the results of on-site inspections of affordable rental housing assisted under the program to determine compliance with housing codes and other applicable regulations

Please list those projects that should have been inspected on-site this program year based upon the schedule in §92.504(d). Indicate which of these were inspected and a summary of issues that were detected during the inspection. For those that were not inspected, please indicate the reason and how you will remedy the situation.

The following is a list of HOME projects within their affordability period and a summary of the issues that were noted during each review. GMD staff performed on-site reviews of selected tenant files to ensure rent, occupancy, and unit mix. In general, 15 to 20 percent of the HOME-assisted units in a project are inspected, and at a minimum one in every building. The sample would be increased if building deficiencies or problems were found. It is the City's practice for a Registered Code Enforcement Officer Inspector to physically inspect HOME project units during monitoring.

Due to circumstances necessitated by the current COVID-19 crisis, the City is unable to perform physical inspections on HOME funded units in accordance with the Availability of Waivers and Suspensions of the HOME Program Requirements in Response to COVID-19 Pandemic memorandum effective April 29, 2021. "The waiver is applicable to ongoing periodic inspections and does not waive the requirement to perform initial inspections of rental properties upon completion of construction or rehabilitation. Within 120 days of the end of this waiver period, PJs must physically inspect units that would have been subject to on-going inspections during the waiver period." Therefore, we intend to perform physical inspections no later than September 30, 2021, as applicable.

Properties not inspected by the City this year were inspected in PY 2020 and are scheduled to be inspected again in PY 2021.

Property Name	Issue Summary
Hacienda Senior Apartments	Conducted on 05/14/2021: 4 files inspected, unit inspections not conducted, No Findings – Closed 06/02/2021. Affordability Period: 20 Years (07/01/14-07/01/34),
AHRI, 1013 Booty	Conducted on 5/14/2021: 5 HOME files inspected, unit inspections not conducted, No Findings – Closed 06/15/2021
AHRI, TBRA FY19	Conducted on 5/14/2021: 3 files inspected, no unit inspections conducted, No Findings, Closed on 06/16/2021.
Casa De Manana	No inspection conducted, Construction ongoing, Rescheduled: 11/25/21

**Provide an assessment of the jurisdiction's affirmative marketing actions for HOME units.
92.351(b)**

The owner/manager is required to submit a current Affirmative Fair Housing Marketing Plan for all federally financed rental and homebuyer projects containing five (5) or more assisted housing units. In turn, the Affirmative Fair Housing Marketing Plan is monitored for compliance during the on-site and desk reviews. Every five years the advertising sources will be reviewed to determine if past sources should be changed or expanded. GMD also follows its own Affirmative Marketing Plan.

Refer to IDIS reports to describe the amount and use of program income for projects, including the number of projects and owner and tenant characteristics

A total of \$710,638.33 was used in HOME Program Income as indicated in the PR07 report. The funding was used to fund thirteen activities for the Single-Family Rehabilitation Program.

During the FY2020 Home end of year reconciliation, approximately \$656,153.28 of previously unrecipited program income was indentified. These funds will be expended and accounted for during the FY2022 CAAP and FY2021 CAPER.

Owner tenant characteristics for the projects funded were the following:

- Hispanic elderly female low income was funded in the amount of \$34,304.00.
- Hispanic elderly male & female, extremely low income was funded in the amount of \$70,010.85.
- Hispanic elderly male, low income was funded in the amount of \$500.00.
- Hispanic elderly female, low income was funded in the amount of \$127,501.21.
- Hispanic elderly male & female, extremely low income, was funded in the amount of \$495.00.
- Hispanic non-elderly female, moderate income was funded in the amount of \$1,738.95.
- Hispanic elderly female low income was funded in the amount of \$125,845.00.
- Hispanic elderly female very low income was funded in the amount of \$112,734.62.
- Hispanic elderly female low income was funded in the amount of \$132,102.65.
- Hispanic elderly male & female, very low income was funded in the amount of \$3,170.87.
- Hispanic elderly female, very low income was funded in the amount of \$7,527.58.
- Hispanic elderly female, extremely low income was funded \$94,707.60.

**Describe other actions taken to foster and maintain affordable housing. 91.220(k) (STATES ONLY: Including the coordination of LIHTC with the development of affordable housing).
91.320(j)**

The Neighborhood Services Department, which administers the Low-Income Housing Tax Credits (LIHTC) local process, coordinates with affordable housing developers and Community Housing Based Organizations (CHDOs) through increased communications, meetings, and projects to continue fostering

and maintaining affordable housing in Corpus Christi. LIHTC is often a leveraged funding source for HOME projects. Additionally, the City also leverages HOME funds for LIHTC projects through their economic sales tax-Type A Fund. This coordination increased the partnership opportunities with grantees and other possible interested parties regarding the HOME program.

Affordable housing is an issue within the City and currently being addressed in multiple prong approaches as indicated on CR-35 as follows:

1. The City provides set-aside funding each program year for LIHTC project
2. Maximizing the use of HOME dollars by providing down payment assistance up to \$25,000 and
3. Maximizing the use of HOME funds by providing closing cost assistance up to \$10,000
4. Recruitment of new CHDOs to invest in the local community
5. The City sell or transfer of surplus city properties to qualified non-profit corporations for the development of affordable single-family housing units

The City continues to develop partnerships with local developers for potential affordable housing development opportunities.

CR-60 - ESG 91.520(g) (ESG Recipients only)

ESG Supplement to the CAPER in *e-snaps*

For Paperwork Reduction Act

1. Recipient Information—All Recipients Complete

Basic Grant Information

Recipient Name	CORPUS CHRISTI
Organizational DUNS Number	069457786
EIN/TIN Number	746000574
Identify the Field Office	SAN ANTONIO
Identify CoC(s) in which the recipient or subrecipient(s) will provide ESG assistance	Corpus Christi/Nueces County CoC

ESG Contact Name

Prefix	Mrs
First Name	Jennifer
Middle Name	0
Last Name	Wenger
Suffix	0
Title	Contract Administrator

ESG Contact Address

Street Address 1	1201 Leopard St.
Street Address 2	0
City	Corpus Christi
State	TX
ZIP Code	-
Phone Number	3618263250
Extension	0
Fax Number	0
Email Address	jenniferw@cctexas.com

ESG Secondary Contact

Prefix	Mrs
First Name	Leticia
Last Name	Kanmore
Suffix	0
Title	Housing/Community Development Administrator
Phone Number	3618263816
Extension	0

Email Address

leticiak@cctexas.com

2. Reporting Period—All Recipients Complete

Program Year Start Date 10/01/2020

Program Year End Date 09/30/2021

3a. Subrecipient Form – Complete one form for each subrecipient

Subrecipient or Contractor Name: CORPUS CHRISTI HOPE HOUSE, INC.

City: Corpus Christi

State: TX

Zip Code: 78404, 2521

DUNS Number: 948815337

Is subrecipient a victim services provider: N

Subrecipient Organization Type: Other Non-Profit Organization

ESG Subgrant or Contract Award Amount: 95216

Subrecipient or Contractor Name: Salvation Army - Corpus Christi

City: Corpus Christi

State: TX

Zip Code: 78403, 2507

DUNS Number: 080617504

Is subrecipient a victim services provider: N

Subrecipient Organization Type: Faith-Based Organization

ESG Subgrant or Contract Award Amount: 95216

Subrecipient or Contractor Name: Family Endeavors, Inc.

City: San Antonio

State: TX

Zip Code: 78228,

DUNS Number: 118914498

Is subrecipient a victim services provider: N

Subrecipient Organization Type: Faith-Based Organization

ESG Subgrant or Contract Award Amount: 25000

CR-65 - Persons Assisted

4. Persons Served

4a. Complete for Homelessness Prevention Activities

Number of Persons in Households	Total
Adults	
Children	
Don't Know/Refused/Other	
Missing Information	
Total	

Table 16 – Household Information for Homeless Prevention Activities

4b. Complete for Rapid Re-Housing Activities

Number of Persons in Households	Total
Adults	
Children	
Don't Know/Refused/Other	
Missing Information	
Total	

Table 17 – Household Information for Rapid Re-Housing Activities

4c. Complete for Shelter

Number of Persons in Households	Total
Adults	
Children	
Don't Know/Refused/Other	
Missing Information	
Total	

Table 18 – Shelter Information

4d. Street Outreach

Number of Persons in Households	Total
Adults	
Children	
Don't Know/Refused/Other	
Missing Information	
Total	

Table 19 – Household Information for Street Outreach

4e. Totals for all Persons Served with ESG

Number of Persons in Households	Total
Adults	
Children	
Don't Know/Refused/Other	
Missing Information	
Total	

Table 20 – Household Information for Persons Served with ESG

5. Gender—Complete for All Activities

	Total
Male	
Female	
Transgender	
Don't Know/Refused/Other	
Missing Information	
Total	

Table 21 – Gender Information

6. Age—Complete for All Activities

	Total
Under 18	
18-24	
25 and over	
Don't Know/Refused/Other	
Missing Information	
Total	

Table 22 – Age Information

7. Special Populations Served—Complete for All Activities

Number of Persons in Households

Subpopulation	Total	Total Persons Served – Prevention	Total Persons Served – RRH	Total Persons Served in Emergency Shelters
Veterans				
Victims of Domestic Violence				
Elderly				
HIV/AIDS				
Chronically Homeless				
Persons with Disabilities:				
Severely Mentally Ill				
Chronic Substance Abuse				
Other Disability				
Total (unduplicated if possible)				

Table 23 – Special Population Served

CR-70 – ESG 91.520(g) - Assistance Provided and Outcomes

10. Shelter Utilization

Number of New Units - Rehabbed	0
Number of New Units - Conversion	0
Total Number of bed-nights available	44,181
Total Number of bed-nights provided	22,682
Capacity Utilization	51.34%

Table 24 – Shelter Capacity

11. Project Outcomes Data measured under the performance standards developed in consultation with the CoC(s)

The data provided indicates the number of beds which are available throughout the year by various local shelters available. For FY2020, out of 44,181 total number of shelter beds available, 26,682 were utilized by homeless individuals and families. This resulted in an 74% capacity utilization for the beds provided. This number is based on the shelters which receive ESG funding.

The ESG performance outcome standards is measured in the contract agreement and were developed for Emergency Shelter, Rapid Re-housing and Homeless Prevention with participation from the CoC/ Homeless Coalition (HIP) in order to ensure a successful program. Both the HIP and ESG Subrecipients recognize the important of data to generate and track performance in trying to end homelessness in the community. The HMIS system is able to routinely track progress made towards eliminating or reducing homeless. The system is able to routinely track progress made towards eliminating or reducing homeless for the following elements:

- Manage various community service and homeless assistance programs;
- Adopt Electronic Client Records to ensure quality services and care;
- Measure and evaluate outcomes for clients, staff and programs/ Sage HMIS Reporting
- Develop best practices across entire organizations;
- Ensure compliance with federal and state grant programs;
- Increase awareness and strengthen advocacy through quantitative data; and,
- Build partnerships with other providers in order to better assist Texans in need.

The outcomes are as follows:

581 totals served by ESG-Funded Program

Homelessness Prevention: Number of Unduplicated Persons Served by ESG-funded Programs = 84

Rapid Rehousing: Number of Unduplicated Persons Served by ESG-funded Programs = 81

Emergency Shelter: Number of Unduplicated Persons Served by ESG-funded Programs = 416

Because of the additional CARES Act COVID funds, the numbers served with annual ESG funding are different due to more need being COVID-related. During the FY2020 year, approximately 4,144 households (13,981 individuals) were assisted through Emergency Shelter services.

CR-75 – Expenditures

11. Expenditures

11a. ESG Expenditures for Homelessness Prevention

	Dollar Amount of Expenditures in Program Year		
	2018	2019	2020
Expenditures for Rental Assistance	0	0	0
Expenditures for Housing Relocation and Stabilization Services - Financial Assistance	0	0	0
Expenditures for Housing Relocation & Stabilization Services - Services	0	0	0
Expenditures for Homeless Prevention under Emergency Shelter Grants Program	6,574	23,112	29,674
Subtotal Homelessness Prevention	6,574	23,112	29,674

Table 25 – ESG Expenditures for Homelessness Prevention

11b. ESG Expenditures for Rapid Re-Housing

	Dollar Amount of Expenditures in Program Year		
	2018	2019	2020
Expenditures for Rental Assistance	0	0	0
Expenditures for Housing Relocation and Stabilization Services - Financial Assistance	0	0	0
Expenditures for Housing Relocation & Stabilization Services - Services	0	0	0
Expenditures for Homeless Assistance under Emergency Shelter Grants Program	2,567	9,570	15,223
Subtotal Rapid Re-Housing	2,567	9,570	15,223

Table 26 – ESG Expenditures for Rapid Re-Housing

11c. ESG Expenditures for Emergency Shelter

	Dollar Amount of Expenditures in Program Year		
	2018	2019	2020
Essential Services	0	5,591	107,607
Operations	0	0	0
Renovation	0	0	0
Major Rehab	0	0	0
Conversion	0	0	0
Subtotal	0	5,591	107,607

Table 27 – ESG Expenditures for Emergency Shelter

11d. Other Grant Expenditures

	Dollar Amount of Expenditures in Program Year		
	2018	2019	2020
Street Outreach	0	0	0
HMIS	0	0	0
Administration	0	2,259	17,467

Table 28 - Other Grant Expenditures

11e. Total ESG Grant Funds

Total ESG Funds Expended	2018	2019	2020
	9,141	40,532	169,971

Table 29 - Total ESG Funds Expended

11f. Match Source

	2018	2019	2020
Other Non-ESG HUD Funds	0	40,698	202,724
Other Federal Funds	0	0	0
State Government	0	0	0
Local Government	0	0	0
Private Funds	0	0	0
Other	0	0	0
Fees	0	0	0
Program Income	0	0	0
Total Match Amount	0	40,698	202,724

Table 30 - Other Funds Expended on Eligible ESG Activities

11g. Total

Total Amount of Funds Expended on ESG Activities	2018	2019	2020
	9,141	81,230	372,695

Table 31 - Total Amount of Funds Expended on ESG Activities

Attachment

Attachment 1

CITY OF CORPUS CHRISTI

FY2020 CAPER

ATTACHMENT 1

Appendix 1	Public Posting 15-day comment period (will be added in final CAPER)
Appendix 2	Public Comment (will be added in final CAPER)
Appendix 3	CR-05 Goals and Outcomes (continued discussion)
Appendix 4	CR-20 Affordable Housing (continued discussion)
Appendix 5	CR-25 Homeless and Other Special Needs (continued discussion)
Appendix 6	CR-30 Public Housing (continued discussion)
Appendix 7	CR-35 Other Actions (continued discussion)

CR-05 - Goals and Outcomes

Progress the jurisdiction has made in carrying out its strategic plan and its action plan. 91.520(a)

This could be an overview that includes major initiatives and highlights that were proposed and executed throughout the program year.

For FY20, with CDBG funds internal city departments were funded for program services. Funding for services was focused on youth and senior services; improvement to public facilities; additional funding for Code Enforcement Clearance of Vacant Properties and Demolition activities to aid in the prevention and elimination of slums and blight including a large portion of funding toward the demolition of the dilapidated and blighted Booker T. Washington Elementary School which is part of the City's Parks and Recreation Department Harbor Bridge realignment mitigation plan.

Code Enforcement through the Clearance of Vacant Properties cleared approximately 332 lots. For the Demolition program, approximately 31 structures were demolished which included the Booker T. Washington elementary school demolition.

The City in its efforts to expand youth and senior services, funded the Boys and Girls Club for the Greenwood Unit locker room plumbing improvements. The locker rooms were closed due to the corroded plumbing in that area of the facility. The improvements will now allow 2320 beneficiaries to utilize the space within the facility.

For PY20, Phase I and Phase II of the Sunnybrook Road sidewalk improvements from Ayers Street to Evelyn Street were completed. The existing rural roadway section was transitioned into an improved section with underground drainage, minor utility adjustments and ADA compliant sidewalks. The project was funded with FY18 funds.

The City of Corpus Christi's priority goals is housing preservation through rehabilitation for HOME funds. The City's Single Family Rehabilitation Program focuses on substantial repairs or complete demolition and reconstruction of substandard homes exceeding 51% or more of needed structural repairs in order to provide clean and safe environment. For PY20, a total of 5 projects were completed.

For PY20, with HOME funds, the City in its efforts to create affordable housing units awarded a Low Income Housing Tax Credit Project, Village at McArdle for the creation 82-rental affordable housing multifamily apartment community of which 70 units will be at or below 60% AML.

For PY20, the City awarded HOME funds to Accessible Housing Resources Inc., for to provide Tenant Based Rental Assistance programming to assist eligible households with rental assistance.

During PY20, the City amended the FY19 Annual Action Plan with two substantial amendments to provide services to prepare, prevent and respond to COVID-19 to meet underserved needs. The City received special allocations for both Community Development Block Grant - Coronavirus (CDBG-CV) and Emergency Solutions Grant - Coronavirus funding. The CDBG-CV projects listed below were approved for

CAPER

1

OMB Control No: 2506-0117 (exp. 09/30/2021)

CAPER

49

funding and implemented during PY20:

1. \$500,000 CDBG-CV to Corpus Christi Hope House Inc., to provide public service of Mortgage/Rental/Utility Assistance. For PY20 approximately 30 households were assisted. The program continues to provide services in FY21.
2. \$500,000 CDBG-CV to the Salvation Army to provide public service of Mortgage/Rental/Utility Assistance. For PY20, approximately 6 households were assisted. The program continues to provide services in FY21.
3. \$300,000 CDBG-CV to the Salvation Army to provide public service by providing a quarantine location for citizens who have tested positive for COVID-19 and cannot quarantine in their residence, as well as citizens who are at a high risk of contracting COVID-19 for the Quarantine Motel Voucher Program. For PY20, approximately 60 individuals were assisted. The program continues to provide services in FY21.
4. \$200,000 CDBG-CV to the City's Park and Recreation Department for public services to provide additional meals to Senior citizens in the community during the COVID-19 pandemic and to keep up with additional demands for meals to seniors and the disabled population. Approximately 2,179 unduplicated beneficiaries were served with meals for a total 189,527 of meals served. This project is completed and undergoing close out process.
5. \$72,000 CDBG-CV to Coastal Bend Food Bank to provide food bank services to meet increased food demand during COVID-19 pandemic. Approximately x was provided. The program continues to provide services in FY21.
6. \$200,000 CDBG-CV to Rising Tide Ministries to provide a public service by creating a program which would assist COVID-19 affected homeless individuals or those at risk of homelessness to have access to computer online job search, assist with resume building, interview coaching, furnish clothing for a job interview and other employment assistance activities. The program continues to provide services in FY21.

The ESG-CV projects approved and implemented for PY20 are listed in the Sage HMIS Reporting Repository (Sage) report. It is important to note the City met the 20% ESG-CV expenditure ratio HUD requirement by September 30, 2021.

Internal city departments were also funded for program services. Funding for services was focused on youth and senior services; improvement to public facilities; additional funding for Code Enforcement Demolition activities to aid in the prevention and elimination of slums and blight including a large portion of funding toward the demolition of the dilapidated and blighted Booker T. Washington Elementary School which is part of the City's Parks and Recreation Department Harbor Bridge realignment mitigation plan.

Assess how the jurisdiction's use of funds, particularly CDBG, addresses the priorities and specific objectives identified in the plan, giving special attention to the highest priority activities identified.

For PY20, HOME funds were allocated to Accessible Housing Resources, Inc., for continued funding of a Tenant Based Rental Assistance program to assist very- low income clients. The project did not utilize FY20 funding and instead expended all remaining FY18 and FY19 funding due to the windfall of COVID-19 monies the agency received from other sources. The program pays 1 years' worth rent, utilities and deposits. At the end of the year, clients are required to recertify to continue funding or transition out of the program and become self-sustainable which is the goal of the program. The program continues to provide TBRA programming in FY21 with outcome to be reported in the FY21 CAPER.

CAPER

2

OMB Control No. 2506-0117 (exp. 09/30/2021)

CAPER

50

As stated above, during PY20, the City amended the FY19 CAAP with two substantial amendments to provide services to prepare, prevent and respond to COVID-19 with successful outcomes as indicated above. Additionally, the City met the 20% ESG-CV expenditure ratio HUD requirement by September 30, 2021.

It is important to note program services were impacted by the ongoing Coronavirus pandemic and Winter Storm Uri winter freeze. This delayed construction, construction material deliveries and increased cost pricing for supplies and construction materials.

CAPER

3

OMB Control No: 2506-0117 (exp. 09/30/2021)

CAPER

51

CR-20 - Affordable Housing 91.520(b)

Discuss the difference between goals and outcomes and problems encountered in meeting these goals.

In PY 2020, the one-year goal for the number of households to be supported through Rehab of Existing Units was thirty (30) households. Utilizing CDBG funds through the Minor Home Repair Grant Program the City assisted thirty-seven (37) households and utilizing HOME funds through the Single-Family Rehabilitation Loan Program the City assisted one (1) household for a total of thirty-eight (38) actual households assisted surpassing the one-year goal.

In PY 2020, the one-year goal for the number of households to be supported through Acquisition of Existing Units was ten (10) households. Utilizing HOME funds through the Home Buyers Assistance Program the City assisted a total of ten (10) households with down payment and closing cost assistance thus meeting the goal. Out of the 10 assisted households, the City leveraged local tax dollars by providing a match of \$83,149.64 through Type A funds as indicated in CR-15.

Additionally, the City provided short term Mortgage and Utility Assistance for eleven (11) households utilizing CDBG-CV funds for a total of twenty-one (21) households assisted.

During the program year, the City provided local tax dollars through the Corpus Christi B Corporation for the approval of \$1,000,000 for an infill housing incentive program. These funds will provide developers of affordable infill housing reimbursement for eligible expenses. Units will be sold to buyers who are at or below 80% of the area median income, have sales prices below \$205,000 and agree to a recapture period.

CR-25 - Homeless and Other Special Needs 91.220(d, e); 91.320(d, e); 91.520(c)

Evaluate the jurisdiction's progress in meeting its specific objectives for reducing and ending homelessness through:

TSA employs outreach workers who are responsible for engaging unsheltered persons and developing person-centered permanent housing plans. Housing plans focus on individual strengths and preferences to end homeless episodes as quickly as possible with the minimum amount of assistance necessary to facilitate successful outcomes. TSA links all clients with many different services to meet their needs and priorities. As an entry point, TSA coordinates subsidized permanent housing, conducts a standard assessment of vulnerability and severity of service needs as well as service linkage needs, and preparing clients for housing through "document readiness" tasks including homeless certifications, identification, and disability certification as needed.

TSA produces a report that includes everyone the system knows to be homeless, system flow, and the number housed. Unsheltered chronically homeless clients with the longest histories of homelessness and the most severe service needs are prioritized for Permanent Supportive Housing (PSH) beds in the system. Other unsheltered clients are prioritized for referral to RRH.

The Homeless Point-In-Time (PIT) Count and the Community Needs Assessment, organized by HSWH, annually assess the characteristics of the homeless population in Corpus Christi. This is important data used by the Coalition and its stakeholders to track the changing needs of the homeless.

NSD is currently exploring the feasibility of a low-barrier drop-in homeless shelter to be funded with CDBG-CV and ESG-CV funds. The shelter's purpose is to provide a safe, non-congregate place for people who are homeless to sleep and to be at during the day if other shelters are full or they do not meet the criteria for admittance to other shelters. PPR and other shelter services will also be provided. Low barrier means that access is granted to those without identification, with criminal records and who may be using drugs and alcohol. The facility would consist of an open-air courtyard for day use and sleeping. It will have shade and a building for a security office, showers, toilets and for service providers to host open office hours for outreach. The City will issue the solicitation for subgrantees before the end of the 2021 calendar year.

The City was awarded \$9,868,157.30 from the U.S Department of the Treasury for Emergency Rental Assistance 1 and \$7,808,211 for Emergency Rental Assistance 2. Applications for assistance went live on July 1, 2021 and at September 30, 2021, 611 households had been awarded rental assistance.

The City's Homeless Outreach Coordinator conducts street outreach four to five days a week. Staff visit locations commonly frequented by homeless persons and partner with the Corpus Christi Police Department for use of the Police Department's drone to find remote camps. The Homeless Outreach Coordinator engages individuals and helps them identify short- and long-term goals. Goals can include identification resotation, family reunification, re housing, accessing mental health services or substance abuse treatment, accessing additional benefits or other related services. The Homeless Outreach Coordinator connects individuals to service providers that can help meet their needs.

CAPER

12

OMB Control No: 2506-0117 (exp. 09/30/2021)

CAPER

53

Helping homeless persons (especially chronically homeless individuals and families, families with children, veterans and their families, and unaccompanied youth) make the transition to permanent housing and independent living, including shortening the period of time that individuals and families experience homelessness, facilitating access for homeless individuals and families to affordable housing units, and preventing individuals and families who were recently homeless from becoming homeless again

NSD continues to partner up with the Homeless Issues Partnership (HIP), along with its service partners to work with individuals experiencing homelessness to assist them with transitioning from living on the streets or in emergency shelter to permanent housing and self-sufficiency. To that end, the City continues to provide funding for rapid-rehousing programs with supportive services as indicated in section above and continues funding for FY21.

For PY 2020, the one-year goal for the number of households to be supported through Production of new affordable housing units was seventy-four (74). Under the HOME Program CHDO project the City proposed one Low Income Housing Tax Credit project for seventy (70) affordable housing units through TG 110, Inc. Village at McArdle multifamily rental development. This project served zero (0) households as the project is still actively under construction due to delays caused by the ongoing COVID-19 pandemic and the February 2021 Winter Storm Uri event. These units will be indicated in the FY 2021 CAPER.

It should be noted that two Low Income Housing Tax Credit projects funded with FY19 HOME funds were also impacted by the ongoing COVID-19 pandemic and February 2021 Winter Storm Uri event also actively under construction. These projects include Casa De Manana and Fish Pond at Corpus Christi multifamily affordable housing rental development projects. Casa De Manana proposed 99 reconstruction units and was able to provide seven (7) new affordable housing rental units as indicated in CR-20. Additionally, Fish Pond at Corpus Christi development, a senior citizen community project proposed 112 affordable housing rental units which are actively under construction and did not produce any units in PY20. These units will also be indicated in the FY 2021 CAPER.

The Coordinated Entry program continues to be implemented through the Salvation Army. For PY20 a total of 667 clients were enrolled through Coordinated Entry, and 4 were able to exit the system.

The Family Reunification Program continues to be implemented through the Salvation Army. For PY20, the Salvation Army assisted 12 households and 17 individuals for reunification.

CR-30 - Public Housing 91.220(h); 91.320(j)

Actions taken to encourage public housing residents to become more involved in management and participate in homeownership

- The City's Homebuyer Assistance Programs is available to residents of the CCHA. These programs promote homeownership to low-income residents of Corpus Christi.

The City continues to providing ESG funding to the Salvation Army.

CR-35 - Other Actions 91.220(j)-(k); 91.320(i)-(j)

Actions taken to remove or ameliorate the negative effects of public policies that serve as barriers to affordable housing such as land use controls, tax policies affecting land, zoning ordinances, building codes, fees and charges, growth limitations, and policies affecting the return on residential investment. 91.220 (j); 91.320 (i)

- The City's Development Services Department amended the Building Code to allow an exemption for lots utilizing grant funding after a disaster. GMD collaborated with Development Services to include residential structures utilizing HUD housing program grant funding through GMD to be eligible for an administrative decision to facilitate permitting. The amendment will streamline building and land development issues and permitting processes for GMD housing program construction projects

Actions taken to address obstacles to meeting underserved needs. 91.220(k); 91.320(j)

The Fish Pond at Corpus Christi project will be located at 502 Buford Avenue, the proposed construction of 112-unit senior citizen affordable housing community project on 1.5-acre site. The Fish Pond at Corpus Christi project will replace the aging Sea Gulf Villa Apartments located approximately 1.0 mile north of the subject property. Sea Gulf Villa is a Section 8 senior housing community in a historic building constructed in 1928, which has been determined to be functionally inadequate and rehabilitation is financially infeasible. The Fish Pond at Corpus Christi will consist of one (1) five story building with four residential floors over parking on the ground floor. The new complex will consist of 112 one-bedroom (708 SF) units featuring full kitchens and private entrances from an interior hallway. One hundred and eleven (111) of the units will be reserved for low-income seniors earning at-or-below 80% of the Area Median Income (AMI); and the remaining one (1) unit will be rented at market rate. Additional site amenities include elevators, a community room, fitness center, swimming pool, laundry room, on-site management, and attractive landscaping. Impervious surfaces include concrete sidewalks, asphalt parking lot and driveways, and building foundations. Stormwater will be controlled through an underground stormwater drainage system that flows directly into the existing municipal water management system. The project received a 4% LIHTC from TDHCA. The City leveraged \$500,000 in HOME funds for the total project cost of \$19,000,000. Although the project did not produce any units in PY20, it is anticipated these units will be indicated in the FY 2021-2022 CAPER.

It is important to note that during PY20, the City amended the FY19 CAAP with two substantial amendments to provide services to prepare, prevent and respond to COVID-19 and meet underserved needs. The following projects were approved in for funding:

\$500,000 CDBG-CV to provide public service of Mortgage/Rental/Utility Assistance to Corpus Christi Hope House, Inc. For PY20 approximately 30 households were assisted. The program continues to provide services in FY21.

\$500,000 CDBG-CV to provide public service of Mortgage/Rental/Utility Assistance to the Salvation Army. For PY20, approximately 6 households were assisted. The program continues to provide services in FY21.

\$300,000 CDBG-CV to provide public service by providing a quarantine location for citizens who have tested positive for COVID-19 and cannot quarantine in their residence, as well as citizens who are at a high risk of contracting COVID-19 for the Quarantine Motel Voucher Program. For PY20, approximately 60 individuals were assisted. The program continues to provide services in FY21.

CAPER

15

OMB Control No. 2506-0117 (exp. 09/30/2021)

CAPER

56

\$200,000 CDBG-CV to the City's Park and Recreation Department for public services to provide additional meals to Senior citizens in the community during the COVID-19 pandemic and to keep up with additional demands for meals to seniors and the disabled population. Approximately 2,179 unduplicated beneficiaries were served with meals for a total 189,527 of meals served. This project is completed and undergoing close out process.

\$72,000 CDBG-CV to Coastal Bend Food Bank to provide food bank services to meet increased food demand during COVID-19 pandemic. Approximately x was provided. The program continues to provide services in FY21.

\$200,000 CDBG-CV to Rising Tide Ministries to provide a public service by creating a program which would assist COVID-19 affected homeless individuals or those at risk of homelessness to have access to computer online job search, assist with resume building, interview coaching, furnish clothing for a job interview and other employment assistance activities. The program continues to provide services in FY21.

The ESG-CV projects approved and implemented for PY20 are listed in the SAGE HMIS Reporting Repository (Sage) report. It is important to note the City met the 20% ESG-CV expenditure ratio HUD requirement by September 30, 2021.

For PY20, Phase I and Phase II of the Sunnybrook Road sidewalk improvements from Ayers Street to Evelyn Street were completed. The existing rural roadway section was transitioned into an improved section with underground drainage, minor utility adjustments and ADA compliant sidewalks. The project was funded with FY18 funds.

The City's 5-year Consolidated Plan (2018-2022) and FY 2020 Annual Action Plan identify the following Strategic Actions as it shifts from an application-driven process to a goal-driven, outcome-oriented process based on need and best practice. Ongoing completion of the Strategic Actions contributes to the City's efforts to address obstacles to meeting underserved needs as expressed in the four Con Plan goals. In PY 2020, the City was able to complete the following activities towards its goals:

- Provide Decent, Affordable Housing
- Provide a Suitable Living Environment
- Increase Homeownership
- Continue working towards ending chronic homelessness

The City continues to provide ESG grant funding opportunities for local non profit agencies as they provide a 100% match by creatively utilizing their own resources through their collaborations with private donors to maximize funding to serve homeless, risk of homelessness, families with children, and veteran populations. A portion of the funding that goes to the agencies is utilized for associated Coordinated Entry system costs to meet underserved needs.

During the next Fiscal Year, the City will assess city owned surplus properties and TYPE A funding for affordable housing projects. Five properties have been identified for sale for affordable. Type A available funds are approximately \$154,000.

Actions taken to reduce the number of poverty-level families. 91.220(k); 91.320(j)

CAPER

16

OMB Control No. 2506-0117 (exp. 09/30/2021)

CAPER

57

For PY20, the City, through GMD supported the Salvation Army (TSA) in their partnership with the Corpus Christi Housing Authority (CCHA) to develop a Permanent Supportive Housing Program: Housing Authority Referral. The established program will be able to serve 14 residents out of the Salvation Army's permanent housing program into CCHA units. The program allows clients graduating from the Salvation Army's PSH program can be referred to the Corpus Christi Housing Authority which grants clients from the program a 35-point preference on housing application for a CCHA unit and receive Intense case management by several agencies to stabilize them into public housing as indicated in CR-30.

CAPER

17

OMB Control No: 2506-0117 (exp. 09/30/2021)

CAPER

58

Attachment 2

CITY OF CORPUS CHRISTI

FY2020 CAPER

ATTACHMENT 2

- Appendix 1 PR01- HUD Grants and Program Income
- Appendix 2 PR02- List of Activities by Program Year and Project
- Appendix 3 PR06- Summary of Consolidated Plan Projects for the Report Year
- Appendix 4 PR26- CDBG Financial Summary Report
- Appendix 5 PR26- CDBG-CV Financial Summary Report
- Appendix 6 CDBG Monitoring Schedule

U.S. DEPARTMENT OF HOUSING AND
 URBAN DEVELOPMENT
 OFFICE OF COMMUNITY PLANNING AND
 DEVELOPMENT
 PR31 - HUD Grants and Program Income

DATE: 9/30/2021
 TIME: 10:42:35 AM
 PAGE: 1/32

IDIS

Program	Fund Type	Grantee Name	Grantee State Code	Grant Year	Grant Number	Authorized Amount
CDBG	FN	CORPUS CHRISTI TX		1999	B89MC480502	\$3,538,000.00
				1990	B90MC480502	\$3,467,000.00
				1991	B91MC480502	\$3,859,000.00
				1992	B92MC480502	\$4,054,000.00
				1993	B93MC480502	\$5,183,000.00
				1994	B94MC480502	\$5,529,000.00
				1995	B95MC480502	\$5,277,000.00
				1996	B96MC480502	\$5,136,000.00
				1997	B97MC480502	\$5,068,000.00
				1998	B98MC480502	\$4,800,000.00
				1999	B99MC480502	\$4,829,000.00
				2000	B00MC480502	\$4,806,000.00
				2001	B01MC480502	\$5,002,000.00
				2002	B02MC480502	\$4,860,000.00
				2003	B03MC480502	\$4,219,000.00
				2004	B04MC480502	\$4,105,000.00
				2005	B05MC480502	\$3,882,133.00
				2006	B06MC480502	\$3,489,407.00
				2007	B07MC480502	\$3,480,812.00
				2008	B08MC480502	\$3,354,513.00
				2009	B09MC480502	\$3,390,739.00
				2010	B10MC480502	\$3,663,766.00
				2011	B11MC480502	\$3,034,750.00
				2012	B12MC480502	\$2,592,215.00
				2013	B13MC480502	\$2,727,841.00
				2014	B14MC480502	\$2,559,415.00
				2015	B15MC480502	\$2,463,214.00
2016	B16MC480502	\$2,404,068.00				
2017	B17MC480502	\$2,435,193.00				
2018	B18MC480502	\$2,637,617.00				
2019	B19MC480502	\$2,653,502.00				
2020	B20MC480502	\$2,750,224.00				
2021	B21MC480502	\$2,794,119.00				
		CORPUS CHRISTI E				\$124,528,816.00
		EN Subtotal:				\$124,528,816.00
RL		CORPUS CHRISTI TX		1998	B88MC480502	\$374,028.00
				2000	B00MC480502	\$878,142.07
				2001	B01MC480502	\$458,512.80
				2002	B02MC480502	\$856,588.76
				2003	B03MC480502	\$719,946.00
				2004	B04MC480502	\$1,603,360.00
				2005	B05MC480502	\$768,409.00
				2007	B07MC480502	\$814,756.00
				2008	B08MC480502	\$674,725.00
				2009	B09MC480502	\$624,615.00
				2010	B10MC480502	\$660,694.00
				2011	B11MC480502	\$478,007.63
				2012	B12MC480502	\$874,717.64
				2013	B13MC480502	\$903,100.61
				2014	B14MC480502	\$510,627.50
2015	B15MC480502	\$398,401.20				

U.S. DEPARTMENT OF HOUSING AND
URBAN DEVELOPMENT
OFFICE OF COMMUNITY PLANNING AND
DEVELOPMENT
PR01 - HUD Grants and Program Income

DATE: 9/30/2021
TIME: 10:42 35 AM
PAGE: 3/32

IDIS

Program	Fund Type	Grantee Name	Grantee State Code	Grant Year	Grant Number	Amount Committed to Activities
CDDG	EN	CORPUS CHRISTI TX		1989	H89MC480502	\$3,638,000.00
				1990	B90MC480502	\$3,457,000.00
				1991	B91MC480502	\$3,858,000.00
				1992	B92MC480502	\$4,054,000.00
				1993	B93MC480502	\$5,083,000.00
				1994	B94MC480502	\$5,526,000.00
				1995	B95MC480502	\$5,277,000.00
				1996	B96MC480502	\$5,136,000.00
				1997	B97MC480502	\$5,058,000.00
				1998	H98MC480502	\$4,900,000.00
				1999	B99MC480502	\$4,926,000.00
				2000	H00MC480502	\$4,908,000.00
				2001	B01MC480502	\$5,082,000.00
				2002	B02MC480502	\$4,950,000.00
				2003	B03MC480502	\$4,219,000.00
				2004	H04MC480502	\$4,105,000.00
				2005	B05MC480502	\$3,882,133.00
				2006	B06MC480502	\$3,489,407.00
				2007	B07MC480502	\$3,480,612.00
				2008	B08MC480502	\$3,364,513.00
				2009	B09MC480502	\$3,350,739.00
				2010	B10MC480502	\$3,665,796.00
				2011	D11MC480502	\$3,064,750.00
				2012	B12MC480502	\$2,562,316.00
				2013	D13MC480502	\$2,727,941.00
				2014	H14MC480502	\$2,569,415.00
				2015	D15MC480502	\$2,460,214.00
				2016	H16MC480502	\$2,404,286.00
				2017	D17MC480502	\$2,405,183.00
				2018	H18MC480502	\$2,670,723.48
2019	D19MC480502	\$2,312,230.73				
2020	B20MC480502	\$2,758,224.00				
2021	B21MC480502	50.00				
CORPUS CHRISTI E						\$121,297,272.21
EN Subtotal:						\$121,297,272.21
RI		CORPUS CHRISTI TX		1999	H99MC480502	\$374,029.00
				2000	B00MC480502	\$678,142.07
				2001	B01MC480502	\$456,613.60
				2002	B02MC480502	\$656,633.26
				2003	B03MC480502	\$719,549.00
				2004	B04MC480502	\$1,583,350.00
				2005	B05MC480502	\$788,439.00
				2007	B07MC480502	\$514,789.00
				2008	B08MC480502	\$574,726.00
				2009	B09MC480502	\$524,615.00
				2010	B10MC480502	\$560,384.00
				2011	B11MC480502	\$473,007.63
				2012	B12MC480502	\$374,717.54
2013	H13MC480502	\$303,100.91				
2014	D14MC480502	\$613,627.50				
2015	H15MC480502	\$399,401.20				

U.S. DEPARTMENT OF HOUSING AND
 URBAN DEVELOPMENT
 OFFICE OF COMMUNITY PLANNING AND
 DEVELOPMENT
 PR01 - HUD Grants and Program Income

DATE: 9/30/2021
 TIME: 10:42:35 AM
 PAGE: 2/32

IDIS

Program	Fund Type	Grantee Name	Grantee State Code	Grant Year	Grant Number	Suballocated Amount
CDDG	EN	CORPUS CHRISTI TX		1989	B89MC480502	\$0.00
				1990	B90MC480502	\$0.00
				1991	B91MC480502	\$0.00
				1992	B92MC480502	\$0.00
				1993	B93MC480502	\$0.00
				1994	B94MC480502	\$0.00
				1995	B95MC480502	\$0.00
				1996	B96MC480502	\$0.00
				1997	D97MC480502	\$0.00
				1998	B98MC480502	\$0.00
				1999	D99MC480502	\$0.00
				2000	H00MC480502	\$0.00
				2001	D01MC480502	\$0.00
				2002	H02MC480502	\$0.00
				2003	D03MC480502	\$0.00
				2004	H04MC480502	\$0.00
				2005	D05MC480502	\$0.00
				2006	H06MC480502	\$0.00
				2007	D07MC480502	\$0.00
				2008	H08MC480502	\$0.00
				2009	D09MC480502	\$0.00
				2010	H10MC480502	\$0.00
				2011	D11MC480502	\$0.00
				2012	B12MC480502	\$0.00
				2013	D13MC480502	\$0.00
				2014	B14MC480502	\$0.00
				2015	B15MC480502	\$0.00
				2016	B16MC480502	\$0.00
				2017	D17MC480502	\$0.00
				2018	B18MC480502	\$0.00
				2019	B19MC480502	\$0.00
				2020	B20MC480502	\$0.00
				2021	B21MC480502	\$0.00
		CORPUS CHRISTI				\$0.00
		EN Subtotal:				\$0.00
HI		CORPUS CHRISTI TX		1998	B98MC480502	\$0.00
				2000	B00MC480502	\$0.00
				2001	D01MC480502	\$0.00
				2002	B02MC480502	\$0.00
				2003	B03MC480502	\$0.00
				2004	B04MC480502	\$0.00
				2005	D05MC480502	\$0.00
				2007	H07MC480502	\$0.00
				2008	D08MC480502	\$0.00
				2009	H09MC480502	\$0.00
				2010	D10MC480502	\$0.00
				2011	H11MC480502	\$0.00
				2012	D12MC480502	\$0.00
				2013	H13MC480502	\$0.00
				2014	D14MC480502	\$0.00
				2015	B15MC480502	\$0.00

U.S. DEPARTMENT OF HOUSING AND
 URBAN DEVELOPMENT
 OFFICE OF COMMUNITY PLANNING AND
 DEVELOPMENT
 FHB1 - HUD Grants and Program Income

DATE: 9/30/2021
 TIME: 10:42:35 AM
 PAGE: 4/32

IDIS

Program	Fund Type	Grantee Name	Grantee State Code	Grant Year	Grant Number	Net Drawn Amount
CDBG	EN	CORPUS CHRISTI TX		1999	B88MC480502	\$3,828,000.00
				1990	B90MC480502	\$3,457,000.00
				1991	B91MC480502	\$3,859,000.00
				1992	B92MC480502	\$4,054,000.00
				1993	B93MC480502	\$5,083,000.00
				1994	B94MC480502	\$5,529,000.00
				1995	B95MC480502	\$5,277,000.00
				1996	B96MC480502	\$5,135,000.00
				1997	B97MC480502	\$5,058,000.00
				1998	B98MC480502	\$4,800,000.00
				1999	B99MC480502	\$4,629,000.00
				2000	H00MC480502	\$4,508,000.00
				2001	D01MC480502	\$5,082,000.00
				2002	H02MC480502	\$4,870,000.00
				2003	B03MC480502	\$4,219,000.00
				2004	H04MC480502	\$4,105,000.00
				2005	B05MC480502	\$3,882,133.00
				2006	B06MC480502	\$3,489,407.00
				2007	D07MC480502	\$3,480,812.00
				2008	H08MC480502	\$3,354,613.00
				2009	B09MC480502	\$3,380,739.00
				2010	H10MC480502	\$3,653,795.00
				2011	B11MC480502	\$3,854,750.00
				2012	H12MC480502	\$2,552,315.00
				2013	B13MC480502	\$2,727,941.00
				2014	H14MC480502	\$2,550,415.00
				2015	D15MC480502	\$2,400,214.00
				2016	H16MC480502	\$2,404,386.00
				2017	D17MC480502	\$2,405,193.00
				2018	H18MC480502	\$2,578,723.48
				2019	D19MC480502	\$2,312,230.73
				2020	H20MC480502	\$1,459,737.24
2021	D21MC480502	\$3.00				
CORPUS CHRISTI TX						\$120,028,785.45
EN Subtotal:						\$120,028,785.45
RL	EN	CORPUS CHRISTI TX		1999	B09MC480502	\$374,028.00
				2000	B00MC480502	\$378,142.07
				2001	B01MC480502	\$466,513.60
				2002	B02MC480502	\$389,389.23
				2003	B03MC480502	\$719,948.00
				2004	D04MC480502	\$1,593,350.00
				2005	B05MC480502	\$763,408.00
				2007	D07MC480502	\$814,700.00
				2008	B08MC480502	\$574,725.00
				2009	B09MC480502	\$574,815.00
				2010	B10MC480502	\$550,594.00
				2011	B11MC480502	\$478,007.00
				2012	B12MC480502	\$374,717.54
2013	B13MC480502	\$303,100.00				
2014	B14MC480502	\$510,627.50				
2015	H15MC480502	\$366,405.20				

U.S. DEPARTMENT OF HOUSING AND
 URBAN DEVELOPMENT
 OFFICE OF COMMUNITY PLANNING AND
 DEVELOPMENT
 PR01 - HUD Grants and Program Income

DATE: 03/02/21
 TIME: 10:42:35 AM
 PAGE: 5/32

IDIS

Program	Fund Type	Grantee Name	Grantee State Code	Grant Year	Grant Number	FY YTD Net Draw Amount
CDBG	EN	CORPUS CHRISTI TX		1989	B89MC480502	\$0.00
				1990	B90MC480502	\$0.00
				1991	B91MC480502	\$0.00
				1992	B92MC480502	\$0.00
				1993	B93MC480502	\$0.00
				1994	B94MC480502	\$0.00
				1995	B95MC480502	\$0.00
				1996	B96MC480502	\$0.00
				1997	B97MC480502	\$0.00
				1998	B98MC480502	\$0.00
				1999	B99MC480502	\$0.00
				2000	D00MC480502	\$0.00
				2001	B01MC480502	\$0.00
				2002	D02MC480502	\$0.00
				2003	H03MC480502	\$0.00
				2004	D04MC480502	\$0.00
				2005	H05MC480502	\$0.00
				2006	D06MC480502	\$0.00
				2007	B07MC480502	\$0.00
				2008	D08MC480502	\$0.00
				2009	H09MC480502	\$0.00
				2010	D10MC480502	\$0.00
				2011	B11MC480502	\$0.00
2012	D12MC480502	\$0.00				
2013	B13MC480502	\$0.00				
2014	B14MC480502	\$0.00				
2015	B15MC480502	\$0.00				
2016	B16MC480502	\$0.00				
2017	B17MC480502	\$85.49				
2018	B18MC480502	\$875,293.00				
2019	B19MC480502	\$631,745.81				
2020	B20MC480502	\$1,460,737.24				
2021	B21MC480502	\$0.00				
CORPUS CHRISTI TX						\$3,096,837.64
EN Subtotal:						\$3,096,837.64
HI		CORPUS CHRISTI TX		1999	B99MC480502	\$0.00
				2000	B00MC480502	\$0.00
				2001	B01MC480502	\$0.00
				2002	B02MC480502	\$0.00
				2003	B03MC480502	\$0.00
				2004	B04MC480502	\$0.00
				2005	B05MC480502	\$0.00
				2006	B06MC480502	\$0.00
				2007	B07MC480502	\$0.00
				2008	B08MC480502	\$0.00
				2009	B09MC480502	\$0.00
				2010	B10MC480502	\$0.00
				2011	B11MC480502	\$0.00
				2012	B12MC480502	\$0.00
				2013	B13MC480502	\$0.00
2014	B14MC480502	\$0.00				
2015	B15MC480502	\$0.00				

U.S. DEPARTMENT OF HOUSING AND
 URBAN DEVELOPMENT
 OFFICE OF COMMUNITY PLANNING AND
 DEVELOPMENT
 PR01 - HUD Grants and Program Income

DATE: 0/30/2021
 TIME: 10:42:35 AM
 PAGE: 6/32

IDIS

Program	Fund Type	Grantee Name	Grantee State Code	Grant Year	Grant Number	Available to Commit
CDBG	FN	CORPUS CHRISTI TX		1989	B88MC480502	\$0.00
				1990	B90MC480502	\$0.00
				1991	B91MC480502	\$0.00
				1992	B92MC480502	\$0.00
				1993	B93MC480502	\$0.00
				1994	B94MC480502	\$0.00
				1995	B95MC480502	\$0.00
				1996	B96MC480502	\$0.00
				1997	B97MC480502	\$0.00
				1998	B98MC480502	\$0.00
				1999	B99MC480502	\$0.00
				2000	B00MC480502	\$0.00
				2001	B01MC480502	\$0.00
				2002	B02MC480502	\$0.00
				2003	B03MC480502	\$0.00
				2004	B04MC480502	\$0.00
				2005	B05MC480502	\$0.00
				2006	B06MC480502	\$0.00
				2007	B07MC480502	\$0.00
				2008	B08MC480502	\$0.00
				2009	B09MC480502	\$0.00
				2010	B10MC480502	\$0.00
				2011	B11MC480502	\$0.00
				2012	B12MC480502	\$0.00
				2013	B13MC480502	\$0.00
				2014	B14MC480502	\$0.00
				2015	B15MC480502	\$0.00
				2016	B16MC480502	\$0.00
				2017	B17MC480502	\$0.00
				2018	B18MC480502	\$100,093.52
				2019	B19MC480502	\$336,331.27
				2020	B20MC480502	\$0.00
2021	B21MC480502	\$2,784,119.03				
CORPUS CHRISTI TX						\$3,231,543.79
EN Subtotal:						\$3,231,543.79
RL		CORPUS CHRISTI TX		1999	B96MC480502	\$0.00
				2000	B97MC480502	\$0.00
				2001	B98MC480502	\$0.00
				2002	B99MC480502	\$0.00
				2003	D00MC480502	\$0.00
				2004	D01MC480502	\$0.00
				2005	D02MC480502	\$0.00
				2006	D03MC480502	\$0.00
				2007	D04MC480502	\$0.00
				2008	D05MC480502	\$0.00
				2009	D06MC480502	\$0.00
				2010	D07MC480502	\$0.00
				2011	D08MC480502	\$0.00
2012	D09MC480502	\$0.00				
2013	D10MC480502	\$0.00				
2014	D11MC480502	\$0.00				
2015	D12MC480502	\$0.00				

U.S. DEPARTMENT OF HOUSING AND
 URBAN DEVELOPMENT
 OFFICE OF COMMUNITY PLANNING AND
 DEVELOPMENT
 PR01 - HUD Grants and Program Income

DATE: 09/30/2021
 TIME: 10:42:35 AM
 PAGE: 7/32

IDIS

Program	Fund Type	Grantee Name	Grantee State Code	Grant Year	Grant Number	Available to Draw
CCBG	EN	CORPUS CHRISTI TX		1989	B88MC480502	\$0.00
				1990	B89MC480502	\$0.00
				1991	D91MC480502	\$0.00
				1992	H82MC480502	\$0.00
				1993	D83MC480502	\$0.00
				1994	H84MC480502	\$0.00
				1995	D85MC480502	\$0.00
				1996	H86MC480502	\$0.00
				1997	D87MC480502	\$0.00
				1998	H88MC480502	\$0.00
				1999	B89MC480502	\$0.00
				2000	B90MC480502	\$0.00
				2001	B01MC480502	\$0.00
				2002	B02MC480502	\$0.00
				2003	B03MC480502	\$0.00
				2004	B04MC480502	\$0.00
				2005	B05MC480502	\$0.00
				2006	B06MC480502	\$0.00
				2007	B07MC480502	\$0.00
				2008	B08MC480502	\$0.00
				2009	B09MC480502	\$0.00
				2010	B10MC480502	\$0.00
				2011	D11MC480502	\$0.00
				2012	H12MC480502	\$0.00
				2013	D13MC480502	\$0.00
				2014	H14MC480502	\$0.00
				2015	D15MC480502	\$0.00
				2016	H16MC480502	\$0.00
				2017	D17MC480502	\$0.00
				2018	H18MC480502	\$199,013.52
				2019	B19MC480502	\$500,331.27
				2020	B20MC480502	\$1,258,435.76
				2021	B21MC480502	\$2,784,119.00
CORPUS CHRISTI \$						\$4,500,030.55
EN Subtotal:						\$4,500,030.55
RL	EN	CORPUS CHRISTI TX		1999	H88MC480502	\$0.00
				2000	D89MC480502	\$0.00
				2001	B90MC480502	\$0.00
				2002	D91MC480502	\$0.00
				2003	B92MC480502	\$0.00
				2004	D93MC480502	\$0.00
				2005	B94MC480502	\$0.00
				2006	D95MC480502	\$0.00
				2007	B96MC480502	\$0.00
				2008	D97MC480502	\$0.00
				2009	B98MC480502	\$0.00
				2010	D99MC480502	\$0.00
2011	B00MC480502	\$0.00				
2012	D01MC480502	\$0.00				
2013	B02MC480502	\$0.00				
2014	D03MC480502	\$0.00				
2015	B04MC480502	\$0.00				

U. S. DEPARTMENT OF HOUSING AND
 URBAN DEVELOPMENT
 OFFICE OF COMMUNITY PLANNING AND
 DEVELOPMENT
 PR01 - HUD Grants and Program Income

DATE: 8/30/2021
 TIME: 10:42:35 AM
 PAGE: 6/32

IDIS

Program	Fund Type	Grantee Name	Grantee State Code	Grant Year	Grant Number	Recapture Amount
CDBG	EN	CORPUS CHRISTI TX	TX	1989	B89MC48C502	\$0.00
				1990	B90MC48C502	\$0.00
				1991	D91MC48C502	\$0.00
				1992	H92MC48C502	\$0.00
				1993	D93MC48C502	\$0.00
				1994	H94MC48C502	\$0.00
				1995	B95MC48C502	\$0.00
				1996	H96MC48C502	\$0.00
				1997	B97MC48C502	\$0.00
				1998	B98MC48C502	\$0.00
				1999	B99MC48C502	\$0.00
				2000	B00MC48C502	\$0.00
				2001	B01MC48C502	\$0.00
				2002	B02MC48C502	\$0.00
				2003	B03MC48C502	\$0.00
				2004	B04MC48C502	\$0.00
				2005	B05MC48C502	\$0.00
				2006	B06MC48C502	\$0.00
				2007	B07MC48C502	\$0.00
				2008	B08MC48C502	\$0.00
				2009	B09MC48C502	\$0.00
				2010	B10MC48C502	\$0.00
				2011	B11MC48C502	\$0.00
				2012	B12MC48C502	\$0.00
				2013	B13MC48C502	\$0.00
				2014	B14MC48C502	\$0.00
				2015	B15MC48C502	\$0.00
				2016	B16MC48C502	\$0.00
				2017	B17MC48C502	\$0.00
				2018	B18MC48C502	\$0.00
				2019	B19MC48C502	\$0.00
				2020	B20MC48C502	\$0.00
				2021	B21MC48C502	\$0.00
CORPUS CHRISTI TX						\$0.00
EN Subtotal:						\$0.00
HL	EN	CORPUS CHRISTI TX	TX	1989	H89MC48C502	\$0.00
				2000	D00MC48C502	\$0.00
				2001	B01MC48C502	\$0.00
				2002	D02MC48C502	\$0.00
				2003	H03MC48C502	\$0.00
				2004	B04MC48C502	\$0.00
				2005	B05MC48C502	\$0.00
				2006	D06MC48C502	\$0.00
				2007	B07MC48C502	\$0.00
				2008	B08MC48C502	\$0.00
				2009	B09MC48C502	\$0.00
				2010	B10MC48C502	\$0.00
				2011	B11MC48C502	\$0.00
				2012	B12MC48C502	\$0.00
				2013	B13MC48C502	\$0.00
2014	B14MC48C502	\$0.00				
2015	B15MC48C502	\$0.00				

U.S. DEPARTMENT OF HOUSING AND
 URBAN DEVELOPMENT
 OFFICE OF COMMUNITY PLANNING AND
 DEVELOPMENT
 PRI1 - HUD Grants and Program Income

DATE: 9/30/2021
 TIME: 10:42:35 AM
 PAGE: 932

IDIS

Program	Fund Type	Grantee Name	Grantee State Code	Grant Year	Grant Number	Authorized Amount
CDBG	RL	CORPUS CHRISTI TX		2015	D16MC480502	\$858,415.40
				2017	H17MC480502	\$619,637.92
				2019	D18MC480502	\$413,833.87
				2019	B19MC480502	\$453,770.64
				2020	B20MC480502	\$394,705.71
			CORPUS CHRISTI €			\$12,819,828.65
			RL Subtotal:			\$12,819,828.65
	PI	CORPUS CHRISTI TX		1997	B97MC480502	\$423,663.83
				1998	B98MC480502	\$702,684.83
				1999	D99MC480502	\$519,164.96
				2000	H00MC480502	\$4,074.00
				2001	D01MC480502	\$19,039.00
				2002	H02MC480502	\$21,752.00
				2007	D07MC480502	\$0.00
				2012	H12MC480502	\$300,000.00
				2013	D13MC480502	\$150,000.00
				2014	H14MC480502	\$0.00
				2016	D16MC480502	\$55,000.00
				2017	H17MC480502	\$200,000.00
				2018	D18MC480502	\$1,244.43
				2020	B20MC480502	\$100,000.00
						CORPUS CHRISTI €
			PI Subtotal:			\$2,359,341.85
E8G	EN	CORPUS CHRISTI TX		1989	B89MC480502	\$59,000.00
				1990	B90MC480502	\$31,000.00
				1991	B91MC480502	\$99,000.00
				1992	B92MC480502	\$98,000.00
				1993	B93MC480502	\$30,000.00
				1994	B94MC480502	\$149,000.00
				1995	B95MC480502	\$200,000.00
				1996	B96MC480502	\$134,000.00
				1997	B97MC480502	\$100,000.00
				1998	B98MC480502	\$193,000.00
				1999	B99MC480502	\$175,000.00
				2000	B00MC480502	\$175,000.00
				2001	B01MC480502	\$173,000.00
				2002	B02MC480502	\$173,000.00
				2003	B03MC480502	\$170,000.00
				2004	B04MC480502	\$164,325.00
				2005	B05MC480502	\$160,150.00
2006	B06MC480502	\$149,325.00				
2007	B07MC480502	\$160,488.00				
2008	B08MC480502	\$149,987.00				
2009	B09MC480502	\$149,364.00				
2010	B10MC480502	\$148,914.92				
		CORPUS CHRISTI €			\$3,114,537.92	
		EN Subtotal:			\$3,114,537.92	
HOME	EN	CORPUS CHRISTI TX		1982	H82MC480502	\$1,788,000.00
				1983	H83MC480502	\$1,177,000.00
				1984	H84MC480502	\$1,474,000.00
				1985	H85MC480502	\$1,689,000.00

U.S. DEPARTMENT OF HOUSING AND
 URBAN DEVELOPMENT
 OFFICE OF COMMUNITY PLANNING AND
 DEVELOPMENT
 PR01 - HUD Grants and Program Income

DATE: 5/30/2021
 TIME: 10:42:35 AM
 PAGE: 10/32

IDIS

Program	Fund Type	Grantee Name	Grantee State Code	Grant Year	Grant Number	Suballocated Amount	
CDESS	RL	CORPUS CHRISTI TX		2016	B16MC480502	\$0.00	
				2017	B17MC480502	\$0.00	
				2018	B18MC480502	\$0.00	
				2019	B19MC480502	\$0.00	
				2020	B20MC480502	\$0.00	
					CORPUS CHRISTI \$	\$0.00	
		RL Subtotal:				\$0.00	
	PI	CORPUS CHRISTI TX			1997	B97MC480502	\$0.00
					1998	B98MC480502	\$0.00
					1999	B99MC480502	\$0.00
					2000	B00MC480502	\$0.00
					2001	B01MC480502	\$0.00
					2002	B02MC480502	\$0.00
					2003	B03MC480502	\$0.00
					2004	B04MC480502	\$0.00
					2005	B05MC480502	\$0.00
					2006	B06MC480502	\$0.00
					2007	B07MC480502	\$0.00
					2008	B08MC480502	\$0.00
					2009	B09MC480502	\$0.00
2010					B10MC480502	\$0.00	
	PI Subtotal:				\$0.00		
ESC	EN	CORPUS CHRISTI TX		1989	S89MC480502	\$0.00	
				1990	S90MC480502	\$0.00	
				1991	S91MC480502	\$0.00	
				1992	S92MC480502	\$0.00	
				1993	S93MC480502	\$0.00	
				1994	S94MC480502	\$0.00	
				1995	S95MC480502	\$0.00	
				1996	S96MC480502	\$0.00	
				1997	S97MC480502	\$0.00	
				1998	S98MC480502	\$0.00	
				1999	S99MC480502	\$0.00	
				2000	S00MC480502	\$0.00	
				2001	S01MC480502	\$0.00	
				2002	S02MC480502	\$0.00	
				2003	S03MC480502	\$0.00	
				2004	S04MC480502	\$0.00	
				2005	S05MC480502	\$0.00	
				2006	S06MC480502	\$0.00	
				2007	S07MC480502	\$0.00	
				2008	S08MC480502	\$0.00	
2009	S09MC480502	\$0.00					
2010	S10MC480502	\$0.00					
				CORPUS CHRISTI \$	\$0.00		
	EN Subtotal:				\$0.00		
HOME	EN	CORPUS CHRISTI TX		1992	M92MC480502	\$449,800.00	
				1993	M93MC480502	\$627,270.00	
				1994	M94MC480502	\$398,298.80	
				1995	M95MC480502	\$508,900.00	

U.S. DEPARTMENT OF HOUSING AND
 URBAN DEVELOPMENT
 OFFICE OF COMMUNITY PLANNING AND
 DEVELOPMENT
 PRM - HUD Grants and Program Income

DATE: 03/02/2021
 TIME: 10:42:35 AM
 PAGE: 11/32

IDIS

Program	Fund Type	Grantee Name	Grantee State Code	Grant Year	Grant Number	Amount Committed to Activities
CDRA	RI	CORPUS CHRISTI TX		2015	B16MC480502	\$858,415.43
				2017	D17MC480502	\$819,537.92
				2018	H18MC480502	\$413,833.87
				2019	D19MC480502	\$458,770.94
				2020	H20MC480502	\$555,151.78
			CORPUS CHRISTI \$			\$12,780,277.62
			RI Subtotal:			\$12,780,277.62
	FI	CORPUS CHRISTI TX		1997	B97MC480502	\$423,985.00
				1998	B98MC480502	\$602,584.63
				1999	B99MC480502	\$618,164.95
				2000	D00MC480502	\$4,574.00
				2001	B01MC480502	\$19,038.00
				2002	D02MC480502	\$21,752.00
				2007	B07MC480502	\$0.00
				2012	D12MC480502	\$300,000.00
				2013	B13MC480502	\$150,000.00
				2014	D14MC480502	\$0.00
				2016	B16MC480502	\$55,000.00
				2017	B17MC480502	\$200,000.00
				2018	B18MC480502	\$4,244.43
2020				B20MC480502	\$144,223.00	
					CORPUS CHRISTI \$	
		FI Subtotal:			\$2,343,581.85	
EBG	EN	CORPUS CHRISTI TX		1889	B89MC480502	\$86,000.00
				1890	B90MC480502	\$81,000.00
				1891	B91MC480502	\$89,000.00
				1892	B92MC480502	\$89,000.00
				1893	B93MC480502	\$86,000.00
				1894	B94MC480502	\$149,000.00
				1895	B95MC480502	\$200,000.00
				1896	B96MC480502	\$124,000.00
				1897	B97MC480502	\$134,000.00
				1898	B98MC480502	\$193,000.00
				1899	B99MC480502	\$175,000.00
				2000	B00MC480502	\$175,000.00
				2001	B01MC480502	\$173,000.00
				2002	B02MC480502	\$173,000.00
				2003	B03MC480502	\$170,000.00
				2004	B04MC480502	\$154,329.00
				2005	B05MC480502	\$150,153.00
2006	B06MC480502	\$149,325.00				
2007	B07MC480502	\$150,419.00				
2008	B08MC480502	\$149,937.00				
2009	B09MC480502	\$149,354.00				
2010	B10MC480502	\$143,914.92				
		CORPUS CHRISTI \$			\$3,114,537.92	
		EN Subtotal:			\$3,114,537.92	
HOME	EN	CORPUS CHRISTI TX		1992	M92MC480502	\$1,339,200.00
				1993	M93MC480502	\$849,700.00
				1994	M94MC480502	\$1,105,701.20
				1995	M95MC480502	\$1,000,100.00

U.S. DEPARTMENT OF HOUSING AND
 URBAN DEVELOPMENT
 OFFICE OF COMMUNITY PLANNING AND
 DEVELOPMENT
 PR01 - HUD Grants and Program Income

DATE: 09/30/2021
 TIME: 10:42:35 AM
 PAGE: 12/32

IDIS

Program	Fund Type	Grantee Name	Grantee State Code	Grant Year	Grant Number	Net Drawn Amount
COBG	RL	CORPUS CHR STI TX		2016	B16MC480502	\$659,415.40
				2017	B17MC480502	\$619,637.92
				2018	B18MC480502	\$413,833.87
				2019	B19MC480502	\$458,770.84
				2020	B20MC480502	\$335,654.78
			CORPUS CHRISTI \$			\$12,760,777.62
			RL Subtotal:			\$12,760,777.62
	PI	CORPUS CHR STI TX		1997	B37MC480502	\$423,903.83
				1998	B38MC480502	\$502,584.63
				1999	B39MC480502	\$518,164.95
				2000	B00MC480502	\$4,574.00
				2001	B01MC480502	\$19,038.00
				2002	B02MC480502	\$21,762.00
				2007	B07MC480502	\$0.00
				2017	B12MC480502	\$300,000.00
				2013	B13MC480502	\$150,000.00
				2014	B14MC480502	\$0.00
				2016	B16MC480502	\$55,000.00
				2017	B17MC480502	\$200,000.00
				2019	B19MC480502	\$4,244.43
2020				B20MC480502	\$130,484.91	
					CORPUS CHRISTI \$	
		PI Subtotal:			\$2,329,826.76	
FSG	EN	CORPUS CHR STI TX		1989	B89MC480502	\$58,000.00
				1990	B90MC480502	\$81,000.00
				1991	B91MC480502	\$89,000.00
				1992	B92MC480502	\$89,000.00
				1993	B93MC480502	\$80,000.00
				1994	B94MC480502	\$143,000.00
				1995	B95MC480502	\$200,000.00
				1996	B96MC480502	\$134,000.00
				1997	B97MC480502	\$133,000.00
				1998	B98MC480502	\$193,000.00
				1999	B99MC480502	\$176,000.00
				2000	B00MC480502	\$175,000.00
				2001	B01MC480502	\$173,000.00
				2002	B02MC480502	\$173,000.00
				2003	B03MC480502	\$173,000.00
				2004	B04MC480502	\$154,829.00
				2005	B05MC480502	\$150,100.00
				2006	B06MC480502	\$148,325.00
				2007	B07MC480502	\$150,400.00
				2008	B08MC480502	\$149,987.00
2009	B09MC480502	\$140,364.00				
2010	B10MC480502	\$140,614.32				
		CORPUS CHRISTI \$			\$3,114,637.82	
		EN Subtotal:			\$3,114,637.82	
HOME	EN	CORPUS CHR STI TX		1997	M97MC480502	\$1,338,200.00
				1993	M93MC480502	\$848,730.00
				1994	M94MC480502	\$1,108,701.20
				1995	M95MC480502	\$1,000,100.00

U.S. DEPARTMENT OF HOUSING AND
 URBAN DEVELOPMENT
 OFFICE OF COMMUNITY PLANNING AND
 DEVELOPMENT
 PROI - HUD Grants and Program Income

DATE: 9/30/2021
 TIME: 10:42:35 AM
 PAGE: 13/32

IDIS

Program	Fund Type	Grantee Name	Grantee State Code	Grant Year	Grant Number	FY YTD Nat Draw Amount				
CDDG	RL	CORPUS CHRISTI TX		2016	D16MC480502	\$0.00				
				2017	H17MC480502	\$0.00				
				2018	B18MC480502	\$0.00				
				2019	B19MC480502	\$53,233.47				
				2020	B20MC480502	\$335,654.78				
				CORPUS CHRISTI \$					\$388,884.25	
				RL Subtotal:					\$388,884.25	
				P	CORPUS CHRISTI TX			1997	G97MC480502	\$0.00
								1998	H98MC480502	\$0.00
								1999	B99MC480502	\$0.00
	2000	H00MC480502	\$0.00							
	2001	D01MC480502	\$0.00							
	2002	H02MC480502	\$0.00							
	2007	D07MC480502	\$0.00							
	2012	H12MC480502	\$0.00							
	2013	D13MC480502	\$0.00							
	2014	H14MC480502	\$0.00							
	2018	B18MC480502	\$0.00							
	2017	H17MC480502	\$0.00							
	2018	G18MC480502	\$0.00							
	2020	H20MC480502	\$130,484.91							
CORPUS CHRISTI \$					\$130,484.91					
PI Subtotal:					\$130,484.91					
E8G	EN	CORPUS CHRISTI TX		1989	S89MC480502	\$0.00				
				1990	S90MC480502	\$0.00				
				1991	S91MC480502	\$0.00				
				1992	S92MC480502	\$0.00				
				1993	S93MC480502	\$0.00				
				1994	S94MC480502	\$0.00				
				1995	S95MC480502	\$0.00				
				1996	S96MC480502	\$0.00				
				1997	S97MC480502	\$0.00				
				1998	S98MC480502	\$0.00				
				1999	S99MC480502	\$0.00				
				2000	S00MC480502	\$0.00				
				2001	S01MC480502	\$0.00				
				2002	S02MC480502	\$0.00				
				2003	S03MC480502	\$0.00				
				2004	S04MC480502	\$0.00				
				2005	S05MC480502	\$0.00				
				2006	S06MC480502	\$0.00				
				2007	S07MC480502	\$0.00				
				2008	S08MC480502	\$0.00				
				2009	S09MC480502	\$0.00				
				2010	S10MC480502	\$0.00				
				CORPUS CHRISTI \$					\$0.00	
				EN Subtotal:					\$0.00	
				H0M	EN	CORPUS CHRISTI TX		1992	M92MC480502	\$0.00
								1993	M93MC480502	\$0.00
								1994	M94MC480502	\$0.00
1995	M95MC480502	\$0.00								

U.S. DEPARTMENT OF HOUSING AND
 URBAN DEVELOPMENT
 OFFICE OF COMMUNITY PLANNING AND
 DEVELOPMENT
 PR01 - HUD Grants and Program Income

DATE: 03/01/2021
 TIME: 10:42:36 AM
 PAGE: 14/32

IDIS

Program	Fund Type	Grantee Name	Grantee State Code	Grant Year	Grant Number	Available to Commit				
CDBG	RL	CORPUS CHRISTI TX		2016	B16MC480502	\$0.00				
				2017	B17MC480502	\$0.00				
				2018	B18MC480502	\$0.00				
				2019	B19MC480502	\$0.00				
				2020	B20MC480502	\$29,550.93				
				CORPUS CHRISTI \$					\$29,550.93	
				RL Subtotal:					\$29,550.93	
				PI	CORPUS CHRISTI TX			1997	B97MC480502	\$0.00
								1998	B98MC480502	\$0.00
								1999	B99MC480502	\$0.00
	2000	B00MC480502	\$0.00							
	2001	B01MC480502	\$0.00							
	2002	B02MC480502	\$0.00							
	2007	B07MC480502	\$0.00							
	2012	B12MC480502	\$0.00							
	2013	B13MC480502	\$0.00							
	2014	B14MC480502	\$0.00							
	2016	B16MC480502	\$0.00							
	2017	B17MC480502	\$0.00							
	2018	B18MC480502	\$0.00							
2020	B20MC480502	\$15,780.00								
CORPUS CHRISTI \$					\$15,780.00					
PI Subtotal:					\$15,780.00					
ESG	EN	CORPUS CHRISTI TX		1989	B89MC480502	\$0.00				
				1990	B90MC480502	\$0.00				
				1991	B91MC480502	\$0.00				
				1992	B92MC480502	\$0.00				
				1993	B93MC480502	\$0.00				
				1994	B94MC480502	\$0.00				
				1995	B95MC480502	\$0.00				
				1996	B96MC480502	\$0.00				
				1997	B97MC480502	\$0.00				
				1998	B98MC480502	\$0.00				
				1999	B99MC480502	\$0.00				
				2000	B00MC480502	\$0.00				
				2001	B01MC480502	\$0.00				
				2002	B02MC480502	\$0.00				
				2003	B03MC480502	\$0.00				
				2004	B04MC480502	\$0.00				
				2005	B05MC480502	\$0.00				
2006	B06MC480502	\$0.00								
2007	B07MC480502	\$0.00								
2008	B08MC480502	\$0.00								
2009	B09MC480502	\$0.00								
2010	B10MC480502	\$0.00								
CORPUS CHRISTI \$					\$0.00					
EN Subtotal:					\$0.00					
HOME	EN	CORPUS CHRISTI TX		1992	M92MC480502	\$0.00				
				1993	M93MC480502	\$0.00				
				1994	M94MC480502	\$0.00				
				1995	M95MC480502	\$0.00				

U.S. DEPARTMENT OF HOUSING AND
 URBAN DEVELOPMENT
 OFFICE OF COMMUNITY PLANNING AND
 DEVELOPMENT
 PRI11 - HUD Grants and Program Income

DATE: 6/30/2021
 TIME: 10:42:35 AM
 PAGE: 15/32

IDIS

Program	Fund Type	Grantee Name	Grantee State Code	Grant Year	Grant Number	Available to Draw			
CDEG	RL	CORPUS CHRISTI TX		2016	R16MC480502	\$0.00			
				2017	D17MC480502	\$0.00			
				2018	H18MC480502	\$0.00			
				2019	B19MC480502	\$0.00			
				2020	H20MC480502	\$55,050.93			
				CORPUS CHRISTI \$					\$55,050.93
				RL Subtotal:					\$55,050.93
				PI	CORPUS CHRISTI TX		1997	B97MC480502	\$0.00
							1998	B98MC480502	\$0.00
							1999	B99MC480502	\$0.00
							2000	D00MC480502	\$0.00
							2001	D01MC480502	\$0.00
							2002	D02MC480502	\$0.00
							2007	H07MC480502	\$0.00
							2012	D12MC480502	\$0.00
							2013	B13MC480502	\$0.00
							2014	D14MC480502	\$0.00
							2016	H16MC480502	\$0.00
							2017	D17MC480502	\$0.00
							2018	B18MC480502	\$0.00
2020	G20MC480502	\$28,515.09							
CORPUS CHRISTI \$					\$28,515.09				
PI Subtotal:					\$28,515.09				
ESG	EN	CORPUS CHRISTI TX		1989	S89MC480502	\$0.00			
				1990	S90MC480502	\$0.00			
				1991	S91MC480502	\$0.00			
				1992	S92MC480502	\$0.00			
				1993	S93MC480502	\$0.00			
				1994	S94MC480502	\$0.00			
				1995	S95MC480502	\$0.00			
				1996	S96MC480502	\$0.00			
				1997	S97MC480502	\$0.00			
				1998	S98MC480502	\$0.00			
				1999	S99MC480502	\$0.00			
				2000	S00MC480502	\$0.00			
				2001	S01MC480502	\$0.00			
				2002	S02MC480502	\$0.00			
				2003	S03MC480502	\$0.00			
				2004	S04MC480502	\$0.00			
				2005	S05MC480502	\$0.00			
2006	S06MC480502	\$0.00							
2007	S07MC480502	\$0.00							
2008	S08MC480502	\$0.00							
2009	S09MC480502	\$0.00							
2010	S10MC480502	\$0.00							
CORPUS CHRISTI \$					\$0.00				
EN Subtotal:					\$0.00				
HQM-	EN	CORPUS CHRISTI TX		1982	M92MC480502	\$0.00			
				1983	M93MC480502	\$0.00			
				1984	M94MC480502	\$0.00			
				1985	M95MC480502	\$0.00			

U.S. DEPARTMENT OF HOUSING AND
 URBAN DEVELOPMENT
 OFFICE OF COMMUNITY PLANNING AND
 DEVELOPMENT
 PR11 - HUD Grants and Program Income

DATE: 6/30/2021
 TIME: 10:42:36 AM
 PAGE: 16/32

IDIS

Program	Fund Type	Grantee Name	Grantee State Code	Grant Year	Grant Number	Recapture Amount				
CDBG	RI	CORPUS CHRISTI TX		2016	B16MC483502	\$0.00				
				2017	B17MC483502	\$0.00				
				2018	B18MC483502	\$0.00				
				2019	B19MC483502	\$0.00				
				2020	B20MC483502	\$0.00				
				CORPUS CHRISTI 5					\$0.00	
				RL Subtotal:					\$0.00	
				PI	CORPUS CHRISTI TX			1997	B97MC480502	\$0.00
								1998	B98MC480502	\$0.00
								1999	B99MC480502	\$0.00
	2000	B00MC480502	\$0.00							
	2001	B01MC480502	\$0.00							
	2002	B02MC480502	\$0.00							
	2007	B07MC480502	\$0.00							
	2012	B12MC480502	\$0.00							
	2013	B13MC480502	\$0.00							
	2014	B14MC480502	\$0.00							
	2015	B15MC480502	\$0.00							
	2017	B17MC480502	\$0.00							
	2018	B18MC480502	\$0.00							
2020	B20MC480502	\$0.00								
CORPUS CHRISTI 5					\$0.00					
PI Subtotal:					\$0.00					
ESG	EN	CORPUS CHRISTI TX		1989	B89MC480502	\$0.00				
				1990	B90MC480502	\$0.00				
				1991	B91MC480502	\$0.00				
				1992	B92MC480502	\$0.00				
				1993	B93MC480502	\$0.00				
				1994	B94MC480502	\$0.00				
				1995	B95MC480502	\$0.00				
				1996	B96MC480502	\$0.00				
				1997	B97MC480502	\$0.00				
				1998	B98MC480502	\$0.00				
				1999	B99MC480502	\$0.00				
				2000	B00MC480502	\$0.00				
				2001	B01MC480502	\$0.00				
				2002	B02MC480502	\$0.00				
				2003	B03MC480502	\$0.00				
				2004	B04MC480502	\$0.00				
				2005	B05MC480502	\$0.00				
				2006	B06MC480502	\$0.00				
				2007	B07MC480502	\$0.00				
				2008	B08MC480502	\$0.00				
2009	B09MC480502	\$0.00								
2010	B10MC480502	\$0.00								
CORPUS CHRISTI 5					\$0.00					
EN Subtotal:					\$0.00					
HOME	EN	CORPUS CHRISTI TX		1992	M92MC430502	\$0.00				
				1993	M93MC430502	\$0.00				
				1994	M94MC430502	\$0.00				
				1995	M95MC430502	\$0.00				

U.S. DEPARTMENT OF HOUSING AND
 URBAN DEVELOPMENT
 OFFICE OF COMMUNITY PLANNING AND
 DEVELOPMENT
 PR01 - HUD Grants and Program Income

DATE: 9/30/2021
 TIME: 10:42:35 AM
 PAGE: 17/32

IDIS

Program	Fund Type	Grantee Name	Grantee State Code	Grant Year	Grant Number	Authorized Amount
HOME	EN	CORPUS CHRISTI TX		1996	M86MC480502	\$1,695,000.00
				1997	M87MC480502	\$1,659,000.00
				1998	M88MC480502	\$1,659,000.00
				1999	M89MC480502	\$1,787,000.00
				2000	M90MC480502	\$1,767,000.00
				2001	M91MC480502	\$1,892,000.00
				2002	M92MC480502	\$1,665,000.00
				2003	M93MC480502	\$1,862,552.00
				2004	M94MC480502	\$2,014,145.00
				2005	M95MC480502	\$1,823,484.00
				2006	M96MC480502	\$1,691,574.00
				2007	M97MC480502	\$1,675,152.00
				2008	M98MC480502	\$1,614,427.00
				2009	M99MC480502	\$1,762,535.00
				2010	M10MC480502	\$1,775,515.00
				2011	M11MC480502	\$1,331,042.75
				2012	M12MC480502	\$257,514.25
				2013	M13MC480502	\$340,021.00
				2014	M14MC480502	\$624,620.00
				2015	M15MC480502	\$837,740.00
				2016	M16MC480502	\$868,482.00
				2017	M17MC480502	\$844,593.00
				2018	M18MC480502	\$1,159,609.00
				2019	M19MC480502	\$1,055,048.00
				2020	M20MC480502	\$1,141,367.00
				2021	M21MC480502	\$1,162,666.00
					CORPUS CHRISTI TX	\$43,130,320.00
					EN Subtotal:	\$43,130,320.00
	RL	CORPUS CHRISTI TX		1999	M89MC480502	\$49,150.00
				2000	M90MC480502	\$53,775.00
				2001	M91MC480502	\$335,693.00
					CORPUS CHRISTI TX	\$407,518.00
					RL Subtotal:	\$407,518.00
	PI	CORPUS CHRISTI TX		1997	M97MC480502	\$130,093.00
				1998	M98MC480502	\$222,199.60
				1999	M99MC480502	\$0.00
				2000	M00MC480502	\$736.00
				2001	M01MC480502	\$1,652.00
				2003	M03MC480502	\$951,070.00
				2004	M04MC480502	\$353,311.00
				2005	M05MC480502	\$127,813.58
				2007	M07MC480502	\$321,519.80
				2008	M08MC480502	\$336,573.00
				2009	M09MC480502	\$133,726.00
				2010	M10MC480502	\$177,790.00
				2011	M11MC480502	\$255,542.97
				2012	M12MC480502	\$164,733.55
				2013	M13MC480502	\$113,642.60
				2014	M14MC480502	\$465,751.11
				2015	M15MC480502	\$84,290.20
				2016	M16MC480502	\$332,366.51

U.S. DEPARTMENT OF HOUSING AND
 URBAN DEVELOPMENT
 OFFICE OF COMMUNITY PLANNING AND
 DEVELOPMENT
 PR01 - HUD Grants and Program Income

DATE: 03/30/2021
 TIME: 10:42:35 AM
 PAGE: 18/32

IDIS

Program	Fund Type	Grantee Name	Grantee State Code	Grant Year	Grant Number	Suballocated Amount
HOME	EK	CORPUS CHRISTI TX		1995	M95MC400502	\$817,331.84
				1997	M97MC400502	\$654,687.00
				1998	M98MC400502	\$891,254.61
				1999	M99MC400502	\$1,051,203.49
				2000	M00MC400502	\$1,038,331.76
				2001	M01MC400502	\$1,672,303.00
				2002	M02MC400502	\$1,101,225.00
				2003	M03MC400502	\$958,337.30
				2004	M04MC400502	\$885,842.70
				2005	M05MC400502	\$851,828.30
				2006	M06MC400502	\$826,600.40
				2007	M07MC400502	\$414,958.20
				2008	M08MC400502	\$414,406.00
				2009	M09MC400502	\$821,635.00
				2010	M10MC400502	\$1,516,488.60
				2011	M11MC400502	\$917,041.44
				2012	M12MC400502	\$257,514.25
				2013	M13MC400502	\$449,052.10
				2014	M14MC400502	\$208,250.00
				2015	M15MC400502	\$192,640.02
				2016	M16MC400502	\$131,675.80
				2017	M17MC400502	\$167,161.71
				2018	M18MC400502	\$237,202.25
2019	M19MC400502	\$422,253.20				
2020	M20MC400502	\$458,585.95				
2021	M21MC400502	\$280,671.01				
		CORPUS CHRISTI TX				\$19,417,593.62
		EN Subtotal:				\$19,417,593.62
HI		CORPUS CHRISTI TX		1999	M99MC400502	\$0.00
				2000	M00MC400502	\$0.00
				2001	M01MC400502	\$0.00
		CORPUS CHRISTI TX				\$0.00
		RL Subtotal:				\$0.00
PI		CORPUS CHRISTI TX		1997	M97MC400502	\$0.00
				1998	M98MC400502	\$0.00
				1999	M99MC400502	\$0.00
				2000	M00MC400502	\$0.00
				2001	M01MC400502	\$0.00
				2003	M03MC400502	\$0.00
				2004	M04MC400502	\$0.00
				2005	M05MC400502	\$0.00
				2007	M07MC400502	\$0.00
				2008	M08MC400502	\$0.00
				2009	M09MC400502	\$0.00
				2010	M10MC400502	\$0.00
				2011	M11MC400502	\$0.00
				2012	M12MC400502	\$18,473.35
2013	M13MC400502	\$0.00				
2014	M14MC400502	\$0.00				
2015	M15MC400502	\$0.00				
2016	M16MC400502	\$0.00				

U.S. DEPARTMENT OF HOUSING AND
 URBAN DEVELOPMENT
 OFFICE OF COMMUNITY PLANNING AND
 DEVELOPMENT
 PR01 - HUD Grants and Program Income

DATE: 03/30/2021
 TIME: 10:42:35 AM
 PAGE: 13/32

IDIS

Program	Fund Type	Grantee Name	Grantee State Code	Grant Year	Grant Number	Amount Committed to Activities
HOME	EN	CORPUS CHRIS TI TX		1996	M86MC480502	\$777,688.16
				1997	M97MC480502	\$834,113.00
				1998	M98MC480502	\$977,745.09
				1999	M99MC480502	\$735,709.81
				2000	M00MC480502	\$718,668.84
				2001	M01MC480502	\$319,700.00
				2002	M02MC480502	\$803,775.00
				2003	M03MC480502	\$934,224.70
				2004	M04MC480502	\$1,148,902.30
				2005	M05MC480502	\$931,855.70
				2006	M06MC480502	\$894,873.50
				2007	M07MC480502	\$1,280,193.00
				2008	M08MC480502	\$1,200,018.00
				2009	M09MC480502	\$930,999.00
				2010	M10MC480502	\$259,029.40
				2011	M11MC480502	\$414,001.31
				2012	M12MC480502	\$0.00
				2013	M13MC480502	\$537,419.60
				2014	M14MC480502	\$618,690.00
				2015	M15MC480502	\$845,099.88
				2016	M16MC480502	\$686,809.20
				2017	M17MC480502	\$877,414.29
				2018	M18MC480502	\$541,959.59
2019	M19MC480502	\$0.00				
2020	M20MC480502	\$0.00				
2021	M21MC480502	\$0.00				
		CORPUS CHRISTI TX				\$21,172,894.87
		EN Subtotal:				\$21,172,894.87
HI		CORPUS CHRIS TI TX		1999	M99MC480502	\$16,150.00
				2000	M00MC480502	\$53,776.00
				2001	M01MC480502	\$305,583.00
		CORPUS CHRISTI TX				\$407,518.00
		RL Subtotal:				\$407,518.00
PI		CORPUS CHRIS TI TX		1997	M97MC480502	\$100,800.00
				1998	M98MC480502	\$222,166.68
				1999	M99MC480502	\$0.00
				2000	M00MC480502	\$736.00
				2001	M01MC480502	\$1,862.00
				2002	M02MC480502	\$951,070.00
				2003	M03MC480502	\$363,311.00
				2004	M04MC480502	\$527,819.58
				2007	M07MC480502	\$321,519.80
				2008	M08MC480502	\$338,573.00
				2009	M09MC480502	\$133,728.00
				2010	M10MC480502	\$177,700.00
				2011	M11MC480502	\$255,642.57
				2012	M12MC480502	\$148,283.20
				2013	M13MC480502	\$113,642.60
				2014	M14MC480502	\$435,751.11
2016	M16MC480502	\$54,230.20				
2016	M16MC480502	\$332,183.51				

U. S. DEPARTMENT OF HOUSING AND
 URBAN DEVELOPMENT
 OFFICE OF COMMUNITY PLANNING AND
 DEVELOPMENT
 PR01 - HUD Grants and Program Income

DATE 9/30/2021
 TIME: 10:42:35 AM
 PAGE: 2052

IDIS

Program	Fund Type	Grantee Name	Grantee State Code	Grant Year	Grant Number	Net Drawn Amount
HOME	EN	CORPUS CHRISTI TX		1996	M86MC480502	\$777,689.16
				1997	M97MC480502	\$894,113.00
				1998	M98MC480502	\$977,745.09
				1999	M99MC480502	\$735,709.81
				2000	M00MC480502	\$710,688.84
				2001	M01MC480502	\$316,700.00
				2002	M02MC480502	\$903,775.00
				2003	M03MC480502	\$984,224.70
				2004	M04MC480502	\$1,148,302.30
				2005	M05MC480502	\$881,055.70
				2006	M06MC480502	\$884,873.60
				2007	M07MC480502	\$1,280,193.80
				2008	M08MC480502	\$1,200,018.00
				2009	M09MC480502	\$980,999.00
				2010	M10MC480502	\$259,029.40
				2011	M11MC480502	\$414,031.31
				2012	M12MC480502	\$0.00
				2013	M13MC480502	\$537,410.50
				2014	M14MC480502	\$916,690.00
				2015	M15MC480502	\$845,088.98
				2016	M16MC480502	\$912,834.62
				2017	M17MC480502	\$485,738.18
				2018	M18MC480502	\$55,108.92
				2019	M19MC480502	\$0.00
				2020	M20MC480502	\$0.00
				2021	M21MC480502	\$0.00
				CORPUS CHRISTI TX		\$20,420,476.49
				EN Subtotal:		\$20,420,476.49
	RL	CORPUS CHRISTI TX		1999	M99MC480502	\$48,160.00
				2000	M00MC480502	\$53,775.00
				2001	M01MC480502	\$305,593.00
				CORPUS CHRISTI TX		\$407,518.00
				RL Subtotal:		\$407,518.00
	PI	CORPUS CHRISTI TX		1997	M97MC480502	\$100,000.00
				1998	M98MC480502	\$222,193.86
				1999	M99MC480502	\$3.00
				2000	M00MC480502	\$739.00
				2001	M01MC480502	\$1,692.00
				2003	M03MC480502	\$951,073.00
				2004	M04MC480502	\$353,311.00
				2005	M05MC480502	\$327,813.69
				2007	M07MC480502	\$321,619.80
				2008	M08MC480502	\$326,573.00
				2009	M09MC480502	\$133,728.00
				2010	M10MC480502	\$177,700.00
				2011	M11MC480502	\$255,542.97
				2012	M12MC480502	\$148,280.20
				2013	M13MC480502	\$113,842.60
				2014	M14MC480502	\$405,761.11
				2015	M15MC480502	\$84,230.20
				2016	M16MC480502	\$332,186.51

20/32

U. S. DEPARTMENT OF HOUSING AND
 URBAN DEVELOPMENT
 OFFICE OF COMMUNITY PLANNING AND
 DEVELOPMENT
 PR01 - HUD Grants and Program Income

DATE: 9/30/2021
 TIME: 10:42 35 AM
 PAGE: 21/32

IDIS

Program	Fund Type	Grantee Name	Grantee State Code	Grant Year	Grant Number	FY YTD Net Draw Amount
HOME	EN	CORPUS CHRISTI TX		1996	M96MC430502	\$0.00
				1997	M97MC430502	\$0.00
				1998	M98MC430502	\$0.00
				1999	M99MC430502	\$0.00
				2000	M00MC430502	\$0.00
				2001	M01MC430502	\$0.00
				2002	M02MC430502	\$0.00
				2003	M03MC430502	\$0.00
				2004	M04MC430502	\$0.00
				2005	M05MC430502	\$0.00
				2006	M06MC430502	\$0.00
				2007	M07MC430502	\$0.00
				2008	M08MC430502	\$0.00
				2009	M09MC430502	\$0.00
				2010	M10MC430502	\$0.00
				2011	M11MC430502	\$0.00
				2012	M12MC430502	\$0.00
				2013	M13MC430502	\$0.00
				2014	M14MC430502	\$0.00
				2015	M15MC430502	\$0.00
				2016	M16MC430502	\$411,136.02
				2017	M17MC430502	\$431,607.41
				2018	M18MC430502	\$52,500.86
2019	M19MC430502	\$0.00				
2020	M20MC430502	\$0.00				
2021	M21MC430502	\$0.00				
		CORPUS CHRISTI \$				\$945,573.99
		EN Subtotal:				\$945,573.99
RL		CORPUS CHRISTI TX		1999	M99MC430502	\$0.00
				2000	M00MC430502	\$0.00
				2001	M01MC430502	\$0.00
		CORPUS CHRISTI \$				\$0.00
		RL Subtotal:				\$0.00
PI		CORPUS CHRISTI TX		1997	M97MC430502	\$0.00
				1998	M98MC430502	\$0.00
				1999	M99MC430502	\$0.00
				2000	M00MC430502	\$0.00
				2001	M01MC430502	\$0.00
				2002	M02MC430502	\$0.00
				2003	M03MC430502	\$0.00
				2004	M04MC430502	\$0.00
				2005	M05MC430502	\$0.00
				2007	M07MC430502	\$0.00
				2008	M08MC430502	\$0.00
				2009	M09MC430502	\$0.00
				2010	M10MC430502	\$0.00
				2011	M11MC430502	\$0.00
				2012	M12MC430502	\$0.00
2013	M13MC430502	\$0.00				
2014	M14MC430502	\$0.00				
2015	M15MC430502	\$0.00				
2016	M16MC430502	\$0.00				

U.S. DEPARTMENT OF HOUSING AND
 URBAN DEVELOPMENT
 OFFICE OF COMMUNITY PLANNING AND
 DEVELOPMENT
 PR01 - HUD Grants and Program Income

DATE: 9/30/2021
 TIME: 10:42:35 AM
 PAGE: 22/32

IDIS

Program	Fund Type	Grantee Name	Grantee State Code	Grant Year	Grant Number	Available to Commit
HOME	EN	CORPUS CHRISTI TX		1996	M66MC480502	\$0.00
				1997	M67MC480502	\$0.00
				1998	M68MC480502	\$0.00
				1999	M69MC480502	\$0.00
				2000	M70MC480502	\$0.00
				2001	M71MC480502	\$0.00
				2002	M72MC480502	\$0.00
				2003	M73MC480502	\$0.00
				2004	M74MC480502	\$0.00
				2005	M75MC480502	\$0.00
				2006	M76MC480502	\$0.00
				2007	M77MC480502	\$0.00
				2008	M78MC480502	\$0.00
				2009	M79MC480502	\$0.00
				2010	M80MC480502	\$0.00
				2011	M81MC480502	\$0.00
				2012	M82MC480502	\$0.00
				2013	M83MC480502	\$0.00
				2014	M84MC480502	\$0.00
				2015	M85MC480502	\$0.00
				2016	M86MC480502	\$0.00
				2017	M87MC480502	\$0.00
				2018	M88MC480502	\$349,647.18
				2019	M89MC480502	\$233,388.80
2020	M90MC480502	\$84,781.05				
2021	M91MC480502	\$872,014.50				
		CORPUS CHRISTI				\$2,539,831.51
		EN Subtotal:				\$2,539,831.51
HI		CORPUS CHRISTI TX		1999	M99MC480502	\$0.00
				2000	M00MC480502	\$0.00
				2001	M01MC480502	\$0.00
		CORPUS CHRISTI				\$0.00
		RL Subtotal:				\$0.00
PI		CORPUS CHRISTI TX		1997	M87MC480502	\$0.00
				1998	M88MC480502	\$0.00
				1999	M89MC480502	\$0.00
				2000	M90MC480502	\$0.00
				2001	M91MC480502	\$0.00
				2002	M92MC480502	\$0.00
				2003	M93MC480502	\$0.00
				2004	M94MC480502	\$0.00
				2005	M95MC480502	\$0.00
				2007	M97MC480502	\$0.00
				2008	M98MC480502	\$0.00
				2009	M99MC480502	\$0.00
				2010	M00MC480502	\$0.00
				2011	M01MC480502	\$0.00
				2012	M02MC480502	\$0.00
2013	M03MC480502	\$0.00				
2014	M04MC480502	\$0.00				
2015	M05MC480502	\$0.00				
2016	M06MC480502	\$0.00				

U. S. DEPARTMENT OF HOUSING AND
 URBAN DEVELOPMENT
 OFFICE OF COMMUNITY PLANNING AND
 DEVELOPMENT
 PR01 HUD Grants and Program Income

DATE 9/30/2021
 TIME 10:42:35 AM
 PAGE: 23/32

IDIS

Program	Fund Type	Grantee Name	Grantee State Code	Grant Year	Grant Number	Available to Draw
HCME	EN	CORPUS CHRISTI TX		1995	M95MC480502	\$0.00
				1997	M97MC480502	\$0.00
				1998	M98MC480502	\$0.00
				1999	M99MC480502	\$0.00
				2000	M00MC480502	\$0.00
				2001	M01MC480502	\$0.00
				2002	M02MC480502	\$0.00
				2003	M03MC480502	\$0.00
				2004	M04MC480502	\$0.00
				2005	M05MC480502	\$0.00
				2006	M06MC480502	\$0.00
				2007	M07MC480502	\$0.00
				2008	M08MC480502	\$0.00
				2009	M09MC480502	\$0.00
				2010	M10MC480502	\$0.00
				2011	M11MC480502	\$0.00
				2012	M12MC480502	\$0.00
				2013	M13MC480502	\$0.00
				2014	M14MC480502	\$0.00
				2015	M15MC480502	\$0.00
				2016	M16MC480502	\$74,801.58
2017	M17MC480502	\$1,816.13				
2018	M18MC480502	\$930,417.43				
2019	M19MC480502	\$633,366.80				
2020	M20MC480502	\$864,781.05				
2021	M21MC480502	\$872,014.50				
		CORPUS CHRISTI TX				\$3,292,249.89
		EN Subtotal:				\$3,292,249.89
HI		CORPUS CHRISTI TX		1999	M99MC480502	\$0.00
				2000	M00MC480502	\$0.00
				2001	M01MC480502	\$0.00
		CORPUS CHRISTI TX				\$0.00
		RI Subtotal:				\$0.00
PI		CORPUS CHRISTI TX		1997	M97MC480502	\$0.00
				1998	M98MC480502	\$0.00
				1999	M99MC480502	\$0.00
				2000	M00MC480502	\$0.00
				2001	M01MC480502	\$0.00
				2002	M02MC480502	\$0.00
				2003	M03MC480502	\$0.00
				2004	M04MC480502	\$0.00
				2005	M05MC480502	\$0.00
				2006	M06MC480502	\$0.00
				2007	M07MC480502	\$0.00
				2008	M08MC480502	\$0.00
				2009	M09MC480502	\$0.00
				2010	M10MC480502	\$0.00
				2011	M11MC480502	\$0.00
				2012	M12MC480502	\$0.00
2013	M13MC480502	\$0.00				
2014	M14MC480502	\$0.00				
2015	M15MC480502	\$0.00				
2016	M16MC480502	\$0.00				

23/32

U.S. DEPARTMENT OF HOUSING AND
 URBAN DEVELOPMENT
 OFFICE OF COMMUNITY PLANNING AND
 DEVELOPMENT
 PR01 - HUD Grants and Program Income

DATE: 0/30/2021
 TIME: 10:42:35 AM
 PAGE: 24/32

IDIS

Program	Fund Type	Grantee Name	Grantee State Code	Grant Year	Grant Number	Recapture Amount
HOME	EN	CORPUS CHRISTI TX		1996	M96MC400502	\$0.00
				1997	M97MC400502	\$0.00
				1998	M98MC400502	\$0.00
				1999	M99MC400502	\$0.00
				2000	M00MC400502	\$0.00
				2001	M01MC400502	\$0.00
				2002	M02MC400502	\$0.00
				2003	M03MC400502	\$0.00
				2004	M04MC400502	\$0.00
				2005	M05MC400502	\$0.00
				2006	M06MC400502	\$0.00
				2007	M07MC400502	\$0.00
				2008	M08MC400502	\$0.00
				2009	M09MC400502	\$0.00
				2010	M10MC400502	\$0.00
				2011	M11MC400502	\$0.00
				2012	M12MC400502	\$0.00
				2013	M13MC400502	\$0.00
				2014	M14MC400502	\$0.00
				2015	M15MC400502	\$0.00
				2016	M16MC400502	\$0.00
				2017	M17MC400502	\$0.00
				2018	M18MC400502	\$0.00
2019	M19MC400502	\$0.00				
2020	M20MC400502	\$0.00				
2021	M21MC400502	\$0.00				
		CORPUS CHRISTI E				<u>\$0.00</u>
		EN Subtotal:				<u>\$0.00</u>
RL		CORPUS CHRISTI TX		1999	M99MC400502	\$0.00
				2000	M00MC400502	\$0.00
				2001	M01MC400502	\$0.00
		CORPUS CHRISTI E				<u>\$0.00</u>
		RL Subtotal:				<u>\$0.00</u>
PI		CORPUS CHRISTI TX		1987	M97MC400502	\$0.00
				1988	M98MC400502	\$0.00
				1989	M99MC400502	\$0.00
				2000	M00MC400502	\$0.00
				2001	M01MC400502	\$0.00
				2003	M03MC400502	\$0.00
				2004	M04MC400502	\$0.00
				2005	M05MC400502	\$0.00
				2007	M07MC400502	\$0.00
				2008	M08MC400502	\$0.00
				2009	M09MC400502	\$0.00
				2010	M10MC400502	\$0.00
				2011	M11MC400502	\$0.00
				2012	M12MC400502	\$0.00
				2013	M13MC400502	\$0.00
				2014	M14MC400502	\$0.00
2015	M15MC400502	\$0.00				
2016	M16MC400502	\$0.00				

U.S. DEPARTMENT OF HOUSING AND
 URBAN DEVELOPMENT
 OFFICE OF COMMUNITY PLANNING AND
 DEVELOPMENT
 PR01 - HUD Grants and Program Income

DATE: 5/30/2021
 TIME: 10:42:35 AM
 PAGE: 25/32

IDIS

Program	Fund Type	Grantee Name	Grantee State Code	Grant Year	Grant Number	Authorized Amount
HOM-	PI	CORPUS CHRISTI TX		2017	M17MC48C5C2	\$162,692.45
				2018	M18MC48C5C2	\$324,020.33
				2019	M19MC48C5C2	\$234,642.49
				2020	M20MC48C5C2	\$349,325.67
				CORPUS CHRISTI E		
	PI Subtotal:					\$6,483,261.92
	IIP	CORPUS CHRISTI TX		2019	M19MC18C5C2	\$2,499.85
				CORPUS CHRISTI E		
		HP Subtotal:				\$2,499.85
GRANTEE						\$181,848,124.09

U.S. DEPARTMENT OF HOUSING AND
 URBAN DEVELOPMENT
 OFFICE OF COMMUNITY PLANNING AND
 DEVELOPMENT
 PR01 - HUD Grants and Program Income

DATE: 03/02/2021
 TIME: 10:42:35 AM
 PAGE: 28/32

IDIS

Program	Fund Type	Grantee Name	Grantee State Code	Grant Year	Grant Number	Suballocated Amount
HOME	PI	CORPUS CHRISTI TX		2017	M17MC489502	\$0.00
				2018	M18MC489502	\$0.00
				2019	M19MC489502	\$0.00
				2020	M20MC489502	\$0.00
				CORPUS CHRISTI Σ		
	PI Subtotal:					\$16,473.35
	HP	CORPUS CHRISTI TX		2018	M18MC489502	\$0.00
				CORPUS CHRISTI Σ		
		HP Subtotal:				\$0.00
GRANTEE						\$19,434,066.97

U.S. DEPARTMENT OF HOUSING AND
 URBAN DEVELOPMENT
 OFFICE OF COMMUNITY PLANNING AND
 DEVELOPMENT
 PR01 - HUD Grants and Program Income

DATE: 8/30/2021
 TIME: 10:42:36 AM
 PAGE: 27/32

IDIS						
Program	Fund Type	Grantee Name	Grantee State Code	Grant Year	Grant Number	Amount Committed to Activities
HOME	PI	CORPUS CHRISTI TX		2017	M17MC480502	\$102,692.43
				2018	M18MC480502	\$384,073.33
				2019	M19MC480502	\$234,642.49
				2020	M20MC480502	\$282,209.58
				CORPUS CHRISTI PI		
PI Subtotal:					\$5,399,672.48	
HOME	HP	CORPUS CHRISTI TX		2019	M19MC480502	\$2,499.85
				CORPUS CHRISTI HP		
HP Subtotal:					\$2,499.85	
GRANTEE						\$160,610,234.80

U.S. DEPARTMENT OF HOUSING AND
 URBAN DEVELOPMENT
 OFFICE OF COMMUNITY PLANNING AND
 DEVELOPMENT
 PR01 - HUD Grants and Program Income

DATE: 8/30/2021
 TIME: 10:42:35 AM
 PAGE: 26/32

IDIS

Program	Fund Type	Grantee Name	Grantee State Code	Grant Year	Grant Number	Net Drawn Amount
HOME	PI	CORPUS CHRISTI TX		2017	M17MC480502	\$187,692.43
				2018	M18MC480502	\$384,020.33
				2019	M19MC480502	\$234,642.49
				2020	M20MC480502	\$203,396.71
					CORPUS CHRISTI TX	<u>\$5,320,859.81</u>
	PI Subtotal:				<u>\$5,320,859.81</u>	
	HP	CORPUS CHRISTI TX		2019	M19MC480502	\$2,499.85
					CORPUS CHRISTI TX	<u>\$2,499.85</u>
		HP Subtotal:				<u>\$2,499.85</u>
GRANTEE						<u>\$164,385,261.70</u>

U.S. DEPARTMENT OF HOUSING AND
 URBAN DEVELOPMENT
 OFFICE OF COMMUNITY PLANNING AND
 DEVELOPMENT
 PR01 - HUD Grants and Program Income

DATE: 9/30/2021
 TIME: 10:42:35 AM
 PAGE: 29/32

IDIS

Program	Fund Type	Grantee Name	Grantee State Code	Grant Year	Grant Number	FY YTD Net Draw Amount
HDMF	P	CORPUS CHRISTI TX		2017	M17MC480502	\$0.00
				2018	M18MC480502	\$272,599.13
				2019	M19MC480502	\$234,642.49
				2020	M20MC480502	\$203,399.71
				CORPUS CHRISTI TX	\$710,638.33	
		PI Subtotal:			\$710,638.33	
	IIP	CORPUS CHRISTI TX		2019	M19MC480502	\$0.00
				CORPUS CHRISTI TX	\$0.00	
		HP Subtotal:			\$0.00	
GRANTEE						\$5,272,429.12

U.S. DEPARTMENT OF HOUSING AND
 URBAN DEVELOPMENT
 OFFICE OF COMMUNITY PLANNING AND
 DEVELOPMENT
 PR01 - HUD Grants and Program Income

DATE: 9/30/2021
 TIME: 10:42:35 AM
 PAGE: 30/32

IDIS

Program	Fund Type	Grantee Name	Grantee State Code	Grant Year	Grant Number	Available to Commit
HOME	PI	CORPUS CHRISTI TX		2017	M17MC450500	\$0.00
				2018	M18MC450500	\$0.00
				2019	M19MC450500	\$0.00
				2020	M20MC450500	\$67,116.09
				CORPUS CHRISTI E		
	PI Subtotal:				\$67,116.09	
	HP	CORPUS CHRISTI TX		2019	M19MC450500	\$0.00
				CORPUS CHRISTI E		
	HP Subtotal:				\$0.00	
GRANTEE						\$5,693,822.32

U.S. DEPARTMENT OF HOUSING AND
 URBAN DEVELOPMENT
 OFFICE OF COMMUNITY PLANNING AND
 DEVELOPMENT
 PR21 - HUD Grants and Program Income

DATE: 03/02/21
 TIME: 10:42:36 AM
 PAGE: 31/32

IDIS

Program	Fund Type	Grantee Name	Grantee State Code	Grant Year	Grant Number	Available to Draw
HOME	PI	CORPUS CHRISTI	TX	2017	M17MC400502	\$0.00
				2018	M18MC400502	\$0.00
				2019	M19MC400502	\$0.00
				2020	M20MC400502	\$145,928.96
				CORPUS CHRISTI		\$145,928.96
PI Subtotal:		\$145,928.96				
	HP	CORPUS CHRISTI	TX	2019	M19MC400502	\$0.00
				CORPUS CHRISTI		\$0.00
HP Subtotal:		\$0.00				
GRANTEE						\$8,026,775.42

U.S. DEPARTMENT OF HOUSING AND
 URBAN DEVELOPMENT
 OFFICE OF COMMUNITY PLANNING AND
 DEVELOPMENT
 PR01 - HUD Grants and Program Income

DATE: 8/30/21
 TIME: 10:42:55 AM
 PAGE: 32/32

IDIS

Program	Fund Type	Grantee Name	Grantee State Code	Grant Year	Grant Number	Recapture Amount
HOME	PI	CORPUS CHRISTI TX		2017	M17MC480502	\$0.00
				2018	M18MC480502	\$0.00
				2019	M19MC480502	\$0.00
				2020	M20MC480502	\$0.00
				CORPUS CHRISTI TX		
PI Subtotal:					\$0.00	
	HP	CORPUS CHRISTI TX		2019	M19MC480502	\$0.00
				CORPUS CHRISTI TX		
HP Subtotal:					\$0.00	
GRANTEE						\$0.00

10-27-21
16:08
PAGE 1

DATE:
TIME:
PAGE:

U.S. Department of Housing and Urban Development
Office of Community Planning and Development
Integrated Disbursement and Information System
List of Activities by Program Year and Project
CORPUS CHRISTI, TX

1035 - PR02

REPORT FOR CDF PROGRAM: CD05, H05E, I010C
2016

Formula and Complex Five Grants only

Plan Year	IDIS Project	IDIS Activity Name	Activity ID	Activity Name	Activity Status	Program	Funded Amount	Draw Amount	Estimate
2016		CD05 Program Authorization 214	214	CD05 Activity 214	Open	CD05	\$444,579.00	\$340,236.40	\$104,072.60
		Project Total					\$777,050.00	\$624,508.75	\$141,071.25
2016	2	Formula Services - 4H	8549	HCC - Performance Review (10/1)	Open	CD05	\$19,802.00	\$15,502.00	\$0.00
2016	3	Minor Home Repair Grant (Project-14)	8550	Dejunda Bonds	Completed	CD05	\$24,487.00	\$24,487.00	\$0.00
		Project Total					\$10,000.00	\$10,000.00	\$0.00
			8571	Guerra, Anita	Completed	CD05	\$18,502.00	\$18,502.00	\$0.00
			8572	Guerra, Anita	Completed	CD05	\$18,502.00	\$18,502.00	\$0.00
			8573	Wardson, Roberto G.	Completed	CD05	\$18,502.00	\$18,502.00	\$0.00
			8584	Perkins, Rosa	Completed	CD05	\$2,502.00	\$2,502.00	\$0.00
			8585	Rodriguez, Rosa	Completed	CD05	\$18,502.00	\$18,502.00	\$0.00
			8587	Wardson, Roberto G.	Completed	CD05	\$18,502.00	\$18,502.00	\$0.00
			8588	Wardson, Roberto G.	Completed	CD05	\$18,502.00	\$18,502.00	\$0.00
			8589	Wardson, Roberto G.	Completed	CD05	\$18,502.00	\$18,502.00	\$0.00
			8590	Wardson, Roberto G.	Completed	CD05	\$18,502.00	\$18,502.00	\$0.00
			8591	Wardson, Roberto G.	Completed	CD05	\$18,502.00	\$18,502.00	\$0.00
			8592	Wardson, Roberto G.	Completed	CD05	\$18,502.00	\$18,502.00	\$0.00
			8593	Wardson, Roberto G.	Completed	CD05	\$18,502.00	\$18,502.00	\$0.00
			8594	Wardson, Roberto G.	Completed	CD05	\$18,502.00	\$18,502.00	\$0.00
			8595	Wardson, Roberto G.	Completed	CD05	\$18,502.00	\$18,502.00	\$0.00
			8596	Wardson, Roberto G.	Completed	CD05	\$18,502.00	\$18,502.00	\$0.00
			8597	Wardson, Roberto G.	Completed	CD05	\$18,502.00	\$18,502.00	\$0.00
			8598	Wardson, Roberto G.	Completed	CD05	\$18,502.00	\$18,502.00	\$0.00
			8599	Wardson, Roberto G.	Completed	CD05	\$18,502.00	\$18,502.00	\$0.00
			8600	Wardson, Roberto G.	Completed	CD05	\$18,502.00	\$18,502.00	\$0.00
			8601	Wardson, Roberto G.	Completed	CD05	\$18,502.00	\$18,502.00	\$0.00
			8602	Wardson, Roberto G.	Completed	CD05	\$18,502.00	\$18,502.00	\$0.00
			8603	Wardson, Roberto G.	Completed	CD05	\$18,502.00	\$18,502.00	\$0.00
			8604	Wardson, Roberto G.	Completed	CD05	\$18,502.00	\$18,502.00	\$0.00
			8605	Wardson, Roberto G.	Completed	CD05	\$18,502.00	\$18,502.00	\$0.00
			8606	Wardson, Roberto G.	Completed	CD05	\$18,502.00	\$18,502.00	\$0.00
			8607	Wardson, Roberto G.	Completed	CD05	\$18,502.00	\$18,502.00	\$0.00
			8608	Wardson, Roberto G.	Completed	CD05	\$18,502.00	\$18,502.00	\$0.00
			8609	Wardson, Roberto G.	Completed	CD05	\$18,502.00	\$18,502.00	\$0.00
			8610	Wardson, Roberto G.	Completed	CD05	\$18,502.00	\$18,502.00	\$0.00
			8611	Wardson, Roberto G.	Completed	CD05	\$18,502.00	\$18,502.00	\$0.00
			8612	Wardson, Roberto G.	Completed	CD05	\$18,502.00	\$18,502.00	\$0.00
			8613	Wardson, Roberto G.	Completed	CD05	\$18,502.00	\$18,502.00	\$0.00
			8614	Wardson, Roberto G.	Completed	CD05	\$18,502.00	\$18,502.00	\$0.00
			8615	Wardson, Roberto G.	Completed	CD05	\$18,502.00	\$18,502.00	\$0.00
			8616	Wardson, Roberto G.	Completed	CD05	\$18,502.00	\$18,502.00	\$0.00
			8617	Wardson, Roberto G.	Completed	CD05	\$18,502.00	\$18,502.00	\$0.00
			8618	Wardson, Roberto G.	Completed	CD05	\$18,502.00	\$18,502.00	\$0.00
			8619	Wardson, Roberto G.	Completed	CD05	\$18,502.00	\$18,502.00	\$0.00
			8620	Wardson, Roberto G.	Completed	CD05	\$18,502.00	\$18,502.00	\$0.00
			8621	Wardson, Roberto G.	Completed	CD05	\$18,502.00	\$18,502.00	\$0.00
			8622	Wardson, Roberto G.	Completed	CD05	\$18,502.00	\$18,502.00	\$0.00

U.S. Department of Housing and Urban Development
 Office of Community Planning and Development
 Integrated Disbursement and Information System
 List of Activities By Program Year and Project
 CORPUS CHRISTI, TX

DATE: 10-27-21
 TIME: 16:05
 PAGE: 2

Plan Year	IDIS Project	Project	IDIS Activity ID	Activity Name	Activity Status	Program	Funded Amount	Draw Amount	Balance
2020	3	New Home Based Child Care - 44	8523	San Juan, Maria Delores	Complete	COBG	\$0.00	\$0.00	\$0.00
			8524	San Juan, Maria Delores	Complete	COBG	\$16,502.00	\$16,502.00	\$0.00
			8525	Madison, Sofia M	Complete	COBG	\$16,502.00	\$16,502.00	\$0.00
			8526	Regina, Sofia	Complete	COBG	\$16,502.00	\$16,502.00	\$0.00
			8527	Paulina, Daniela M	Complete	COBG	\$16,502.00	\$16,502.00	\$0.00
			8528	Fuertes, Irma Rosa	Open	COBG	\$16,502.00	\$0.00	\$16,502.00
			8529	Marcela, Felix	Open	COBG	\$0.00	\$0.00	\$0.00
			8530	Project Total			\$61,502.00	\$33,004.00	\$28,500.00
			8531	Project Total			\$1,000,000.00	\$1,000,000.00	\$0.00
			5	5	Salvador Park Improvements	8532	Salvador Park Improvements	Open	COBG
8533	Salvador Park Improvements	Open				COBG	\$0.00	\$0.00	\$0.00
8534	Salvador Park Improvements	Open				COBG	\$0.00	\$0.00	\$0.00
8535	Salvador Park Improvements	Open				COBG	\$0.00	\$0.00	\$0.00
8536	Salvador Park Improvements	Open				COBG	\$0.00	\$0.00	\$0.00
8537	Salvador Park Improvements	Open				COBG	\$0.00	\$0.00	\$0.00
8538	Salvador Park Improvements	Open				COBG	\$0.00	\$0.00	\$0.00
8539	Salvador Park Improvements	Open				COBG	\$0.00	\$0.00	\$0.00
8540	Salvador Park Improvements	Open				COBG	\$0.00	\$0.00	\$0.00
8541	Salvador Park Improvements	Open				COBG	\$0.00	\$0.00	\$0.00
7	7	Cesar Echeverria Development - 04	8542	Cesar Echeverria Development - 04	Open	COBG	\$0.00	\$0.00	\$0.00
			8543	Cesar Echeverria Development - 04	Open	COBG	\$0.00	\$0.00	\$0.00
			8544	Cesar Echeverria Development - 04	Open	COBG	\$0.00	\$0.00	\$0.00
			8545	Cesar Echeverria Development - 04	Open	COBG	\$0.00	\$0.00	\$0.00
			8546	Cesar Echeverria Development - 04	Open	COBG	\$0.00	\$0.00	\$0.00
			8547	Cesar Echeverria Development - 04	Open	COBG	\$0.00	\$0.00	\$0.00
			8548	Cesar Echeverria Development - 04	Open	COBG	\$0.00	\$0.00	\$0.00
			8549	Cesar Echeverria Development - 04	Open	COBG	\$0.00	\$0.00	\$0.00
			8550	Cesar Echeverria Development - 04	Open	COBG	\$0.00	\$0.00	\$0.00
			8551	Cesar Echeverria Development - 04	Open	COBG	\$0.00	\$0.00	\$0.00
8	8	Cesar Echeverria Development - 04	8552	Cesar Echeverria Development - 04	Open	COBG	\$0.00	\$0.00	\$0.00
			8553	Cesar Echeverria Development - 04	Open	COBG	\$0.00	\$0.00	\$0.00
			8554	Cesar Echeverria Development - 04	Open	COBG	\$0.00	\$0.00	\$0.00
			8555	Cesar Echeverria Development - 04	Open	COBG	\$0.00	\$0.00	\$0.00
			8556	Cesar Echeverria Development - 04	Open	COBG	\$0.00	\$0.00	\$0.00
			8557	Cesar Echeverria Development - 04	Open	COBG	\$0.00	\$0.00	\$0.00
			8558	Cesar Echeverria Development - 04	Open	COBG	\$0.00	\$0.00	\$0.00
			8559	Cesar Echeverria Development - 04	Open	COBG	\$0.00	\$0.00	\$0.00
			8560	Cesar Echeverria Development - 04	Open	COBG	\$0.00	\$0.00	\$0.00
			8561	Cesar Echeverria Development - 04	Open	COBG	\$0.00	\$0.00	\$0.00
9	9	Cesar Echeverria Development - 04	8562	Cesar Echeverria Development - 04	Open	COBG	\$0.00	\$0.00	\$0.00
			8563	Cesar Echeverria Development - 04	Open	COBG	\$0.00	\$0.00	\$0.00
			8564	Cesar Echeverria Development - 04	Open	COBG	\$0.00	\$0.00	\$0.00
			8565	Cesar Echeverria Development - 04	Open	COBG	\$0.00	\$0.00	\$0.00
			8566	Cesar Echeverria Development - 04	Open	COBG	\$0.00	\$0.00	\$0.00
			8567	Cesar Echeverria Development - 04	Open	COBG	\$0.00	\$0.00	\$0.00
			8568	Cesar Echeverria Development - 04	Open	COBG	\$0.00	\$0.00	\$0.00
			8569	Cesar Echeverria Development - 04	Open	COBG	\$0.00	\$0.00	\$0.00
			8570	Cesar Echeverria Development - 04	Open	COBG	\$0.00	\$0.00	\$0.00
			8571	Cesar Echeverria Development - 04	Open	COBG	\$0.00	\$0.00	\$0.00
10	10	Cesar Echeverria Development - 04	8572	Cesar Echeverria Development - 04	Open	COBG	\$0.00	\$0.00	\$0.00
			8573	Cesar Echeverria Development - 04	Open	COBG	\$0.00	\$0.00	\$0.00
			8574	Cesar Echeverria Development - 04	Open	COBG	\$0.00	\$0.00	\$0.00
			8575	Cesar Echeverria Development - 04	Open	COBG	\$0.00	\$0.00	\$0.00
			8576	Cesar Echeverria Development - 04	Open	COBG	\$0.00	\$0.00	\$0.00
			8577	Cesar Echeverria Development - 04	Open	COBG	\$0.00	\$0.00	\$0.00
			8578	Cesar Echeverria Development - 04	Open	COBG	\$0.00	\$0.00	\$0.00
			8579	Cesar Echeverria Development - 04	Open	COBG	\$0.00	\$0.00	\$0.00
			8580	Cesar Echeverria Development - 04	Open	COBG	\$0.00	\$0.00	\$0.00
			8581	Cesar Echeverria Development - 04	Open	COBG	\$0.00	\$0.00	\$0.00
11	11	Cesar Echeverria Development - 04	8582	Cesar Echeverria Development - 04	Open	COBG	\$0.00	\$0.00	\$0.00
			8583	Cesar Echeverria Development - 04	Open	COBG	\$0.00	\$0.00	\$0.00
			8584	Cesar Echeverria Development - 04	Open	COBG	\$0.00	\$0.00	\$0.00
			8585	Cesar Echeverria Development - 04	Open	COBG	\$0.00	\$0.00	\$0.00
			8586	Cesar Echeverria Development - 04	Open	COBG	\$0.00	\$0.00	\$0.00
			8587	Cesar Echeverria Development - 04	Open	COBG	\$0.00	\$0.00	\$0.00
			8588	Cesar Echeverria Development - 04	Open	COBG	\$0.00	\$0.00	\$0.00
			8589	Cesar Echeverria Development - 04	Open	COBG	\$0.00	\$0.00	\$0.00
			8590	Cesar Echeverria Development - 04	Open	COBG	\$0.00	\$0.00	\$0.00
			8591	Cesar Echeverria Development - 04	Open	COBG	\$0.00	\$0.00	\$0.00

IDIS - PR02

U.S. Department of Housing and Urban Development
 Office of Community Planning and Development
 Integrated Disbursement and Information System
 List of Activities by Program Year and Project
 CORPUS CHRISTI, TX

DATE: 10-27-21
 TIME: 15:06
 PAGE: 3

Plan Year	IDIS Project	Project	IXIS Activity ID	Activity Name	Activity Status	Program	Funded Amount	Draw Amount	Balance	
2020	11	Project Total					\$382,899.30	\$785,858.77	\$46,049.23	
	12	HOME -our total in - 214	8564	HOME Administration-Formal Acceptance FY20	Open	HOME	\$0.00	\$0.00	\$0.00	
		Project Total					\$3,156.27	\$126,210.30	\$4,912.97	
	13	1570 Single Family Rental (SFR) - 14A	8587	OTL - Success	Open	HOME	\$7,074.00	\$112,784.58	\$71,128.58	
		Project Total					\$3,156.27	\$1,170.57	\$27,988.15	
				8588	Solo. Emelio R. & Mariposa Ruiz	Open	HOME	\$10,877.97	\$2,522.58	\$5,473.25
		Project Total					\$237,082.44	\$249,733.67	\$47,482.87	
	15	Academy House Foundation, Inc - 02N	8589	4HCB-1722	Open	-CNC	\$0.00	\$0.00	\$0.00	
	21	TG-10, Inc. - 98000 at 06-04-14B	8593	TG-10, Inc. - 98000 at 06-04-14B	Open	-CNC	\$1,000,070.00	\$420,720.20	\$382,902.30	
		Project Total					\$3,570,553.00	\$2,232,042.02	\$1,003,510.18	
		Program Total					\$7,287,108.04	\$146,870.77	\$68,248.25	
	2020 Total					\$5,040,640.64	\$3,026,429.26	\$2,002,211.28		
	Program Grand Total					\$3,570,553.00	\$2,232,042.02	\$1,003,510.18		
	Grand Total					\$1,287,081.64	\$166,635.62	\$68,248.25		
						\$3,549,561.54	\$3,003,392.26	\$7,002,017.26		

OMB - PR02
 REPORT FOR CPD PROGRAM:
 PER YR: 2020

U.S. Department of Housing and Urban Development
 Office of Community Planning and Development
 Integrated Disbursement and Information System
 List of Activities by Program Year and Project

DATE: 10-27-21
 TIME: 16:14
 PAGE: 1

Plan Year	IDIS Project	Project	IDIS Activity ID	Activity Name	Activity Status	Program	Funded Amount	Draw Amount	Balance
2020	11	CRS20 Corpus Crust-382	2973	CV-Renovation for Homeless (15820-4082)	Canceled	HEEG	\$100	\$100	\$0.00
			2974	Homeless Prevention 2020	Open	HEEG	\$921,002.00	\$478,189.40	\$442,812.60
			2974	Emergency Shelter 2020	Open	HEEG	\$194,477.14	\$22,751.20	\$171,725.94
			2975	Rapid Re-housing	Open	HEEG	\$85,900.00	\$9,040.25	\$76,859.75
			2976	HEEG Administration 2020	Open	HEEG	\$21,000.00	\$18,443.88	\$2,556.12
			2976	Data Collection (M 8) 2020	Open	HEEG	\$7,000.00	\$12,711.40	\$3,711.40
		Project Total					\$695,400.00	\$566,848.94	\$128,551.06
	12	CV-CDBG Home-based Mobility Area Construction (2019-21)	2971	CV-CDBG Home-based Mobility Area	Open	CLUS	\$900,000.00	\$58,824.95	\$841,175.05
	17	CV-Success Area-Not Eligible by Assistance (2019-21)	2970	CV-15th-Northwest-Utility Assistance	Open	CLUS	\$900,000.00	\$70,779.70	\$829,220.30
	18	CV-Cumulative Base Voucher Program- CDBG-CV1	1558	CV-Cumulative Base Voucher Program- CDBG	Open	CDBG	\$80,000.00	\$43,779.16	\$36,220.84
		Project Total					\$300,000.00	\$180,558.86	\$119,441.14
	20	CV-Public and Private-Home Care Work (2019-21)	2507	CV-Social Care Work	Open	CDBG	\$322,800.00	\$22,848.28	\$299,951.72
		Project Total					\$322,800.00	\$22,848.28	\$299,951.72
	22	CV-Cumulative Base Voucher Program- CDBG-CV2	2505	CV-Cumulative Base Voucher Program- CDBG	Open	CLUS	\$72,000.00	\$2,059.05	\$69,940.95
		Project Total					\$72,000.00	\$2,059.05	\$69,940.95
	23	CV-Rapid Re-housing (2019-21)	2502	CV-Rapid Re-housing (2019-21)	Open	CDBG	\$72,000.00	\$43,400.35	\$28,599.65
		Project Total					\$72,000.00	\$43,400.35	\$28,599.65
	24	CV-Cumulative Base Voucher Program- CDBG-CV3	2501	CV-Cumulative Base Voucher Program- CDBG	Open	CDBG	\$20,000.00	\$43,400.35	\$23,400.65
		Project Total					\$20,000.00	\$43,400.35	\$23,400.65
		Program Total					\$2,000,000.00	\$1,200,000.00	\$800,000.00
		2020 Total					\$2,000,000.00	\$1,200,000.00	\$800,000.00
		Program Grand Total					\$2,000,000.00	\$1,200,000.00	\$800,000.00
		Grand Total					\$2,000,000.00	\$1,200,000.00	\$800,000.00

U.S. DEPARTMENT OF HOUSING AND
 URBAN DEVELOPMENT
 OFFICE OF COMMUNITY PLANNING AND
 DEVELOPMENT
 PR03 - Summary of Consolidated Plan
 Projects for Report Year

DATE: 9/30/2021
 TIME: 10:59:24 AM
 PAGE: 1/9

IDIS

Plan IDIS
 Year Project Project Title and Description

Plan IDIS Year Project	Project Title and Description
2020 1	CDBG Program Administration- 21A
2	Rehabilitation Services- 14H
3	Minor Home Repair Grant Program- 14A
4	Residential Accessible Modification Program (RAMP)- 14A
6	Parks and Recreation - Salinas Park Improvements 03F
8	Eolsford Park- 03F
7	Code Enforcement- Demolition- 04
8	Code Enforcement- Clearance of Vacant Properties- 05Z
8	Code Enforcement Program (Blotting)- 21A
10	Boys and Girls Club- Locker Room Plumbing- 03D

IDIS

Project Title and Description

This project will fund 5.75 FTE staff salaries and administrative costs: 1- Administrator, 1-Program Manager, 2-Sr. Management Assistants, and 1.75-Contract Administrators. Staff is responsible for administering the Community Development Block Grant (CDBG), the HOME Investment Partnership (HOME), and Emergency Solutions Grant (ESG) Programs. Staff interprets HUD, HOME, and ESG federal regulations, conducts public hearings/meetings, reviews proposed projects and activities to determine funding and eligibility, monitors subrecipients for program compliance, provides technical assistance, conducts environmental assessments of funding projects/activities, and enforces Davis Bacon Federal wage rate requirements. Staff must attend mandatory and required trainings in order to remain in federal compliance.

This is the operating budget for 10 FTE staff that service the various housing programs administered by HUD: 1 Director, 3 Program Managers, 2-Rehab Specialists, 2-Program Specialists, and 2-Management Assistants. The staff manage and administer the Demolition/Reconstruction Loan Program, Single Family Rehabilitation Loan Program, Minor Home Repair Grant Program, Appliance Replacement Grant Program, Homebuyer Closing Cost Program, the Type A Homebuyer Program, and Mortgage Servicing which manages the servicing of approximately 700 loans provided through the Single Family Demolition/Reconstruction and Rehabilitation Loan Programs. Services include collection of loan payments, escrowing of insurance and property taxes, payment of insurance and property taxes, preparing end of year escrow analysis, and providing release of liens on loans that are paid off. Services provided include applicant intake, loan processing, loan settlement, Homebuyer Education, construction monitoring, project estimating, and development of specifications and drawings. Staff must attend mandatory and required trainings to remain in federal compliance.

The Minor Home Repair Grant Program assists homeowners with a grant to provide repairs involving the roof, plumbing, electrical, heating, minor structural repairs, and accessible ramps. The applicant must be at least 62 years old or disabled. The applicant must meet the very low income limits.

The Residential Accessibility Modification Program (RAMP) will assist homeowners with a grant to provide the installation or replacement of an exterior accessibility ramp for entry into their residences. The applicant must meet the income limits.

Sainas Park is designated as a community/regional park with ADA play structures that are unique to this community. Sainas Park is located in an underserved area that would greatly benefit from park amenities that improve the health and well-being of its residents. Phase I and Phase II created accessible play structures, Play for All playground, shade structure over the playground and new splash pad. The proposed improvements will include shade structure over the new Play for All Splash Pad, additional shade structures and picnic tables around splash pad for families; install partial fencing around the basketball court to allow for wheelchair basketball to be played without the ball rolling into the adjacent parkland; construct skate park; install outdoor exercise equipment; remove and replace the asphalt walking trail in the park to meet ADA compliance; park LED lighting (sports field and walking trail) and install an irrigation system where none exists and other improvements deemed necessary.

The project will include enhancements for Bolson Park. The park is 7.6 acres and provides recreational space for the immediate neighborhood which includes single family homes. The park includes two multipurpose ball fields which may be used for either youth or adult sports such as rugby, football, flag football, soccer, etc. In addition to a playground, Bolson Park is adjacent to Cunningham at South Park Middle School which was newly constructed in 2018 by Corpus Christi Independent School District. Phase I of the project scope may include parking lot extension and/or improvement, add/or replace perimeter fencing to protect improvements, and regarding resurfacing the fields.

This program consists of the demolition of substandard structures determined to be health and safety issues and meet a threshold of 51% or more deterioration of the general structure. The demolition of these structures is an abatement measure as deemed necessary by the City Code of Ordinances and Public Safety Officials. The removal of unsafe structures is a priority for neighborhood revitalization within the community as well as a goal established by City Council. Each structure will be assessed and surveyed by Code Enforcement as a sub-standard building case. The property owner is provided the opportunity to resolve the sub-standard conditions within the parameters of the City's Building Codes. Structures remaining sub-standard will be demolished under the authority of the Building Standards Board. The City may charge an abatement cost and place a lien against the properties to cover the cost incurred, or, The Demolition Grant Program allows the property owner the opportunity to voluntarily agree to have their structure demolished. The Program benefits low income persons in CDBG eligible areas to aid in the prevention/elimination of slums or blight. \$150,000 of this funding will go towards the assessment, treatment, and demolition of 1113 N. Wamesa as part of the Harbor Bridge Projects McCallor Plan.

This program consists of the clearance of vacant properties in regards to the removal of the accumulation of litter, solid waste, the mowing of tall weeds and dangerous weeds, and abatement

of unsightly and unsanitary matter. The City may charge an abatement cost and place a lien against the properties to cover the cost incurred. This Program benefits low income persons in CDBG eligible areas to aid in the prevention/elimination of slums or blight. All CDBG eligible census tracts in the city meet the HUD criteria for a deteriorating area and meet the national objective of serving the low-income clients.

This request is to fund full salary for eight (8) full-time employees in the Code Enforcement Division of the Police Department, seven (7) Compliance Officers at 100% and one (1) Senior Account Clerk at 100% for special code enforcement activities associated with the investigation, notification and abatement of ordinance violations in CDBG eligible areas. This amount includes \$2,400 (\$300) for each staff member for required training and certifications. The Program benefits low income persons in CDBG eligible areas to aid in the prevention/elimination of slums or blight.

The Greenwood Unit locker rooms are currently closed to everyone due to the corroded plumbing in that area of the facility. The pipes are extremely old, unsafe, and have clogged in some places. Funding will go towards the replacement of the plumbing in the locker rooms so individuals are able to utilize the space within the facility.

U.S. DEPARTMENT OF HOUSING AND
 URBAN DEVELOPMENT
 OFFICE OF COMMUNITY PLANNING AND
 DEVELOPMENT

DATE: 03/30/2021
 TIME: 10:58:24 AM
 PAGE: 3/5

PROC - Summary of Consolidated Plan
 Projects for Report Year

IDIS

Program	Project Estimate	Committed Amount	Amount Drawn Thru Report Year	Amount Available to Draw	Amount Drawn in Report Year
CDBG	\$444,579.00	\$444,579.00	\$340,506.40	\$104,072.60	\$340,506.40
CDBG	\$777,000.00	\$777,000.00	\$635,888.75	\$141,011.25	\$635,888.75
CDBG	\$800,000.00	\$704,898.00	\$545,388.00	\$159,510.00	\$545,388.00
CDBG	\$139,869.00	\$0.00	\$0.00	\$0.00	\$0.00
CDBG	\$1,000,000.00	\$1,000,000.00	\$1,985.33	\$998,014.67	\$1,985.33
CDBG	\$165,000.00	\$0.00	\$0.00	\$0.00	\$0.00
CDBG	\$200,000.00	\$40,053.00	\$40,053.00	\$0.00	\$40,053.00
CDBG	\$50,000.00	\$110,000.00	\$90,264.91	\$19,735.09	\$90,264.91
CDBG	\$382,731.00	\$382,731.00	\$307,402.75	\$25,328.24	\$307,402.75
CDBG	\$100,000.00	\$118,570.00	\$118,570.00	\$0.00	\$118,570.00

U.S. DEPARTMENT OF HOUSING AND
URBAN DEVELOPMENT
OFFICE OF COMMUNITY PLANNING AND
DEVELOPMENT
PRIG - Summary of Consolidated Plan
Projects for Report Year

DATE: 9/30/2021
TIME: 10:58:24 AM
PAGE: 4/9

IDIS

Plan IDIS
Year Project Project Title and Description

2020-11	ESG20 Corpus Christi UAC
---------	--------------------------

- 12 HOME Administration- 214
- 13 HUD Single Family Rehabilitation- 14A
- 14 Homebuyer Assistance- DSH
- 15 Accessible Housing Resources, Inc.- 058
- 16 CV- Corpus Christi Hope House- Mortgage/Utility Assistance (OHG-CV1)
- 17 CV- Salvation Army- Mortgage/Utility Assistance (OHG-CV1)
- 18 CV- Quarantine Motel Voucher Program (OBS-CV1)
- 19 CV- Public Health District - Supplies

IDIS

Project Title and Description

The funding requested for ESG COVID-19 Administrative Costs ESG-CV2 \$188,417, will be used to manage the administration of the ESG COVID-19 projects. Corpus Christi staff will be responsible for the management and administration of the Emergency Solutions Grant (ESG) COVID-19. These functions include the financial oversight, compliance, and technical assistance components of the program. Funds can be used to support the City's functions or to provide for research to evaluate homelessness needs as related to COVID planning and response and evaluate gaps in services to avoid the lack of shelter space when social distancing is required as to avoid the high risk increase of street homelessness. Funds are also eligible for award to service providers for the administration of ESG-CV2 projects.

The Housing Opportunities Construction ESG-CV2 \$1,677,750, will provide construction expenses to prevent, prepare for and respond to coronavirus. May include but are not limited to grading, solid surface, shade and rain protection, bathrooms including showers, security office, space for mobile health clinic and community space for service outreach. Addressees need to reduce high risk increase in street homelessness due to COVID-19. Existing shelters are unable to meet high capacity demand or meet social distancing requirements due to COVID-19. This has resulted in an increase of unsheltered homeless. Unsheltered homeless individuals are at high risk to contract and spread COVID-19 due to exposure and lack of sanitation facilities. This project will increase shelter capacity and prevent further spread of COVID-19 among homeless population and at-risk populations in order to prevent, prepare and respond to Coronavirus.

The funding requested for Corpus Christi Hope House- Rental/Utility Assistance ESG-CV1 and The Salvation Army- Rental/Utility Assistance ESG-CV1 will assist households affected by COVID-19 and provide assistance under Homeless Prevention in the areas of Rental Assistance as well as Utility Assistance. Funding will ensure households are to remain housed during this time. Rapid Re-housing assistance will also be provided along with Food Pantry Assistance to ensure the community had additional food resources. Corpus Christi Hope House- Rental/Utility Assistance ESG-CV1 \$401,550; The Salvation Army- Rental/Utility Assistance ESG-CV1 \$401,550.

ESG funds will provide funds for Rapid Rehousing, administration of the ESG program, emergency shelter, provide food, shelter, case management, and supportive services including coordinated entry, homeless prevention, and rapid re-housing to homeless and at-risk individuals, families, and veterans to the following facilities: Corpus Christi Hope House (\$95,218), the Salvation Army (\$95,216), and Endavors of Corpus Christ (\$25,000). ESG Administration: \$17,467.

Administrative funds for 2 FTE staff, planning, oversight, coordination, staff supervision, monitoring and evaluation, contracting, recordkeeping/reporting and overall program management. Staff training and administrative expenses are also included in the request. Technical assistance will be provided to enhance the capacity of CHDC's, non-profits, owners/investors of rental property and other organizations that may participate in the program. The amount indicates 10% of the allowed 15% for administrative costs.

The Single-Family Rehabilitation Loan Program benefits only low- and very low-income homeowners. The program provides zero percent interest loans to homeowners interested in rehabilitating their homes. Funds requested will be used to provide demolition and relocation grants and reconstruction loans to eligible homeowners whose homes are 51% or more deteriorated.

HCD will offer homeowner down payment assistance to income-eligible residents meeting the income guideline requirements for 80% AMI. The program will provide up to \$10,000 in down payment assistance and up to \$10,000 in closing cost assistance.

AFRI will receive referrals of individuals with disabilities, elderly, (55+) Veterans, homeless or at-risk of homelessness or institutionalization who have a need for affordable, accessible and decent rental housing through outreach to CCCL, AA-ADRC, Salvation Army, and others. The program funds will cover rent, utilities, housing deposits and project delivery costs.

The funding requested will assist households affected by COVID-19 and provide assistance under Homeless Prevention in the areas of Mortgage Assistance as well as Utility Assistance. Funding will ensure households are to remain housed during this time.

The funding requested will assist households affected by COVID-19 and provide assistance under Homeless Prevention in the areas of Mortgage Assistance as well as Utility Assistance. Funding will ensure households are to remain housed during this time.

Provide a quarantine location for citizens who have tested positive for COVID-19 and cannot quarantine in their residences, as well as citizens who are at high risk of contracting COVID-19. The Salvation Army will administer this program whereas a voucher will be provided to the client and will be remotely monitored during the quarantine period. Client will be provided daily meals as well.

The funding requested for CC Public Health District will allow the staff to serve the community safely in the COVID-19 crisis. Currently supplies are ordered through a national system that is limiting quantity, having the additional resources to purchase supplies would allow Public Health staff to mitigate these shortages, and have supplies on hand when service levels rise rapidly. These supplies would include such as but not limited to items as: Personal Protective Equipment (PPE), testing supplies, face shields, goggles, hand sanitizer, Chlorox Disinfecting Wipes, (Multi-use) Tyvek suits, N95 Masks, Booties, Gloves, Disposable Gowns & Lab Coats. These supplies can be used around the entire Health Department in the laboratory, testing area, Health Department's Operation Center, Phone Bank and other areas around the Health Department where staff continue to work in order to provide assistance to the citizens of the community.

6/9

J.S. DEPARTMENT OF HOUSING AND
 URBAN DEVELOPMENT
 OFFICE OF COMMUNITY PLANNING AND
 DEVELOPMENT
 PR06 - Summary of Consolidated Plan
 Projects for Report Year

DATE: 0/30/2021
 TIME: 10:58:24 AM
 PAGE: 6/9

IDIS

Program	Project Estimate	Committed Amount	Amount Drawn Thru Report Year	Amount Available to Draw	Amount Drawn in Report Year
HFSS	\$2,900,175.40	\$1,035,699.00	\$706,315.23	\$325,693.77	\$671,169.43

HOME	\$113,501.00	\$0.00	\$0.00	\$0.00	\$0.00
HOME	\$500,000.00	\$0.00	\$0.00	\$0.00	\$0.00
HOME	\$200,000.00	\$0.00	\$0.00	\$0.00	\$0.00
HOME	\$202,455.00	\$0.00	\$0.00	\$0.00	\$0.00
COBS	\$530,000.00	\$500,000.00	\$30,004.90	\$431,165.02	\$32,804.44
COBS	\$550,000.00	\$500,000.00	\$93,179.16	\$416,820.84	\$93,179.16
COBG	\$300,000.00	\$300,000.00	\$180,000.00	\$120,000.00	\$180,000.00
COBG	\$122,820.00	\$0.00	\$0.00	\$0.00	\$0.00

U.S. DEPARTMENT OF HOUSING AND
URBAN DEVELOPMENT
OFFICE OF COMMUNITY PLANNING AND
DEVELOPMENT
PRO9 - Summary of Consolidated Plan
Projects for Report Year

DATE: 5/30/2021
TIME: 10:59:24 AM
PAGE: 7/8

IDIS

Plan IDIS
Year Project Project Title and Description

202020	CV Parks and Recreation- Senior Care Meals CDBG-CV1
21	TG110, Inc. - Village at McAnife- 14R
22	CV Coastal Bend Food Bank- Inventory System/ Equipment CDBG-CV3
23	CV- Rising Tide Ministries CDBG-CV3
24	CV COVID 19 Program Administration (Mut-Departmental) CDBG-CV3
25	CV-Housing Opportunities Construction CDBG-CV3

IDIS

Project Title and Description

The Elderly Nutrition Program is the major funding source for the senior meal programs. Because of the recent Declaration of Disaster due to COVID-19, the demand for meals to serve one of the most vulnerable populations, seniors, has increased dramatically. Prior to the disaster, the meal program was serving Congregate Meals at eight senior centers, throughout the City of Corpus Christi, in addition to providing Home Delivered Meals to the homebound seniors and the disabled community that qualified for the programs. Since COVID-19, and social distancing, we changed the process for providing Congregate Meals from a social, sit down meal, to a drive thru meal. Because those meals no longer meet the requirement for Congregate, they have been moved to the Home Delivered Meals criteria. Prior to COVID-19, the daily meal counts for Congregate Meals were approximately 250 and Home Delivered Meals were 260. As of Monday, April 13th the daily meal counts are 842 for what was Congregate and 634 for HDM. The meal counts continue to rise. Moving forward the current funding for the grant program will be exhausted. It has yet to be determined if the loss of meals will continue well past the disaster. We have had a favorable response to the meals currently being served to the HDM community and the outlook is favorable for those meals counts to continue.

Village at McArville is a proposed 82 rental unit multifamily apartment community of which 70 units will be at or below 60% AMI. Due to the area having many job opportunities and amenities in close proximity, the project will also include 12 market rate units. The new construction of the community will include energy efficient materials, fixtures and appliances. The planned on site amenities, zoned CG-2, are full-perimeter fencing, computer learning center-2 per 20 units, a new furnished community room, community laundry room, WIFI in the office/community center, children's playscape area and swimming pool. The development will be financed primarily through the Texas Department of Housing and Community Affairs' Low Income Housing Tax Credits, private debt, and HOME funds through the City of Corpus Christi.

In order to assist more citizens during COVID-19, the Coastal Bend Food Bank is requesting funding to update their 20-year old inventory system and equipment to the current age of barcode scanning for inventory. The barcode capabilities allow for easier management of the food bank's warehouse by effectively tracking inventory and streamlining the receiving of the product. This system will allow for accurate and reliable inventory records and help speed up assistance to those in the community who have been directly impacted by COVID-19. The new system will establish a much needed efficient and effective food delivery system to meet increased food demand due to unemployment and underemployment individuals and their families (low to moderate income persons) in order to prepare, prevent and respond to Coronavirus.

Funding requested would assist in creating a program which would assist COVID-19 affected homeless individuals or those at risk of homelessness to job search, assist with resume building, job coaching, and furnish clothing for a job interview. These funds would also allow for the purchase of computer equipment for this training in order to increase the quality of life and respond to and assist families in recovery from the fall out due to COVID-19. COVID-19 has caused increased levels of unemployment, underemployment and limited employment opportunities due to business closings; reduction in hours, layoffs and furloughs. The program services will assist homeless individuals or those at risk of homelessness to go back into the workforce to prepare, prevent and respond to Coronavirus.

Funding will be used for staff reimbursement for time used in administering and processing reimbursement requests for COVID-funded projects. This will also include the compliance monitoring and technical assistance aspects of administering the grant as well as offsetting the funding received with the entitlement grant. Funding will also be used to consult and receive research on the data and effects COVID-19 has had in the community as well as funding organizations. Lastly, funding will be used to support the staffing costs of funding agencies to support operations and increased staff who work directly with the COVID-19 funding received.

Construction expenses eligible for CDBG may include but are not limited to grading, solid surface, shade and rain protection, bedrooms including showers, security office, space for mobile health clinic and community space for services outreach. Addresses need to reduce high risk exposure in street homelessness due to COVID-19. Existing shelters are unable to meet high capacity demand or meet social distancing requirements due to COVID-19. This has resulted in an increase of unsheltered homeless. Unsheltered homeless individuals are at high risk to contract and spread COVID-19 due to exposure and lack of sanitation facilities. This project will increase shelter capacity and prevent further spread of COVID-19 among homeless population and at-risk populations in order to prevent, prepare and respond to Coronavirus.

U.S. DEPARTMENT OF HOUSING AND
 URBAN DEVELOPMENT
 OFFICE OF COMMUNITY PLANNING AND
 DEVELOPMENT
 PR06 - Summary of Consolidated Fair
 Projects for Report Year

DATE: 8/30/2021
 TIME: 10:58:24 AM
 PAGE: 8/9

IDIS

Program	Project Estimate	Committed Amount	Amount Drawn Thru Report Year	Amount Available to Draw	Amount Drawn in Report Year
COBG	\$322,820.00	\$322,820.00	\$322,820.28	\$163.74	\$322,826.76
HOME	\$500,000.00	\$928,765.80	\$400,000.00	\$428,766.80	\$400,000.00
CCBG	\$72,000.00	\$72,000.00	\$21,889.55	\$50,110.45	\$21,889.55
CCBG	\$200,000.00	\$230,000.00	\$35,725.55	\$164,274.45	\$35,725.55
CCBG	\$200,000.00	\$200,000.00	\$0.00	\$200,000.00	\$0.00
CCBG	\$1,803,155.00	\$0.00	\$0.00	\$0.00	\$0.00



Office of Community Planning and Development
 U.S. Department of Housing and Urban Development
 Integrated Disbursement and Information System
 PR20 - CDBG Financial Summary Report
 Program Year 2020
 KORPUS CHRISTI, TX

DATE: 05/19/21
 TIME: 11:16
 PAGE: 1

PART I: SUMMARY OF CDBG RESOURCES

01 UNEXPENDED CDBG FUNDS AT END OF PREVIOUS PROGRAM YEAR	1,937,121.06
02 ENTITLEMENT GRANT	2,755,224.00
03 SURPLUS LOCAL REVENUE	0.00
04 SECTION 108 GUARANTEED HOME FINES	0.00
05 CURRENT YEAR PROGRAM INCOME	\$84,705.71
06A CURRENT YEAR SECTION 103 PROGRAM INCOME (FOR 50 TYPE)	0.00
06 FUNDS RETURNED TO THE LINE 01-02/03/04	0.00
06B FUNDS RETURNED TO THE LOCAL CDBG ACCOUNT	0.00
07 ADJUSTMENT TO COMPUTE TOTAL AVAILABLE	0.00
08 TOTAL AVAILABLE (SUM, LINES 01-07)	4,781,050.77

PART II: SUMMARY OF CDBG EXPENDITURES

09 DISBURSEMENTS OTHER THAN SECTION 108 REPAYMENTS AND PLANNING/ADMINISTRATION	3,219,250.73
10 ADJUSTMENT TO COMPUTE TOTAL AMOUNT SUBJECT TO LOW/MOD BENEFIT	0.00
11 AMOUNT SUBJECT TO LOW/MOD BENEFIT (LINE 09 - LINE 10)	3,219,250.73
12 DISBURSED FUNDS FOR PLANNING/ADMINISTRATION	295,920.00
13 DISBURSED FUNDS FOR SECTION 108 REPAYMENTS	0.00
14 ADJUSTMENT TO COMPUTE TOTAL EXPENDITURES	0.00
15 NET AMOUNT SUBJECT TO LOW/MOD BENEFIT (SUM, LINES 11-14)	3,166,216.80
16 UNEXPENDED BALANCE (LINE 08 - LINE 15)	1,575,041.57

PART III: LOW/MOD BENEFIT THIS REPORTING PERIOD

17 EXPENDED FOR LOW/MOD HOUSING IN SPECIAL AREAS	0.00
18 EXPENDED FOR LOW/MOD HOUSING IN SPECIAL AREAS	0.00
19 DISBURSED FOR OTHER LOW/MOD ACTIVITIES	1,540,016.53
20 ADJUSTMENT TO COMPUTE TOTAL LOW/MOD CREDIT	0.00
21 TOTAL LOW/MOD CREDIT (SUM, LINES 17-20)	1,540,016.53
22 PERCENT LOW/MOD CREDIT (LINE 21 / LINE 11)	48.17%

LOW/MOD BENEFIT FOR MULTI-YEAR CERTIFICATIONS

23 PERCENT LOW/MOD CREDIT COVERED IN CERTIFICATION	PERCENT
24 CUMULATIVE PERCENT LOW/MOD CREDIT COVERED IN CERTIFICATION	0.00
25 CUMULATIVE EXPENDITURES BENEFITING LOW/MOD PERSONS	0.00
26 PERCENT BENEFIT TO LOW/MOD PERSONS (LINE 25 / LINE 21)	0.00%

PART IV: PUBLIC SERVICE (PS) CAP CALCULATIONS

27 DISBURSED IN ICIS FOR PUBLIC SERVICE	157,000.00
28 PS UNLIQUIDATED OBLIGATIONS AT END OF CURRENT PROGRAM YEAR	15,735.00
29 PS UNLIQUIDATED OBLIGATIONS AT END OF PREVIOUS PROGRAM YEAR	71,615.35
30 ADJUSTMENT TO COMPUTE TOTAL PS OBLIGATIONS	0.00
31 TOTAL PS OBLIGATIONS (LINE 27 + LINE 28 + LINE 29 + LINE 30)	157,000.00
32 ENTITLEMENT GRANT	2,755,224.00
33 FISCAL YEAR PROGRAM INCOME	454,770.94
34 ADJUSTMENT TO COMPUTE TOTAL SUBJECT TO PS CAP	0.00
35 TOTAL SUBJECT TO PS CAP (SUM, LINES 32-34)	3,211,394.94
36 PERCENT FUNDS OBLIGATED FOR PS ACTIVITIES (LINE 31 / LINE 35)	1.42%

PART V: PLANNING AND ADMINISTRATION (PA) CAP

37 DISBURSED IN ICIS FOR PLANNING/ADMINISTRATION	325,000.00
38 PA UNLIQUIDATED OBLIGATIONS AT END OF CURRENT PROGRAM YEAR	151,072.00
39 PA UNLIQUIDATED OBLIGATIONS AT END OF PREVIOUS PROGRAM YEAR	131,265.82
40 ADJUSTMENT TO COMPUTE TOTAL PA OBLIGATIONS	0.00
41 TOTAL PA OBLIGATIONS (LINE 37 + LINE 38 + LINE 39 + LINE 40)	357,000.00
42 ENTITLEMENT GRANT	2,755,224.00
43 CURRENT YEAR PROGRAM INCOME	514,015.71
44 ADJUSTMENT TO COMPUTE TOTAL SUBJECT TO PA CAP	0.00
45 TOTAL SUBJECT TO PA CAP (SUM, LINES 42-44)	3,212,929.71
46 PERCENT FUNDS OBLIGATED FOR PA ACTIVITIES (LINE 41 / LINE 45)	11.12%



Office of Community Planning and Development
 U.S. Department of Housing and Urban Development
 Integrated Disbursement and Information System
 PR20 - CDBG Funds Summary Report
 Program Year 2020
 CORPUS CHRISTI, TX

DATE: 10-19-21
 TIME: 11:16
 PAGE: 7

LINE 17 DETAIL: ACTIVITIES TO CONSIDER IN DETERMINING THE AMOUNT TO ENTER ON LINE 17
 Report returned no data.

LINE 18 DETAIL: ACTIVITIES TO CONSIDER IN DETERMINING THE AMOUNT TO ENTER ON LINE 18
 Report returned no data.

LINE 19 DETAIL: ACTIVITIES INCLUDED IN THE COMPUTATION OF LINE 19

Plan Year	IDIS Project	IDIS Activity	Invoice Number	Activity Name	Matrix Code	National Objective	Dollar Amount	
2010	4	6303	6422970	Library-McDonough Library Broadband project (2015)	03F	LHA	\$6,613.15	
2018	4	6303	6449846	Library-McDonough Library Broadband project (2015)	03E	LHA	\$27,125	
							03E Matrix Code	\$33,738.15
2010	0	6307	6422677	Maintenance, Sec. Center	03E	LHC	\$31,515.00	
2018	0	6307	6422677	Sunnybrook Road Sidewalk Imp Phase 1 & 2	03E	LHA	\$1,210.00	
2010	0	6303	6420250	Sunnybrook Road Sidewalk Imp Phase 1 & 2	03E	LHA	\$277,035.41	
2010	0	6303	6441029	Sunnybrook Road Sidewalk Imp Phase 1 & 2	03E	LHA	\$7,755.00	
2018	0	6303	6420277	Sunnybrook Road Sidewalk Imp Phase 1 & 2	03E	LHA	\$5,010.00	
2010	0	6303	6457704	Sunnybrook Road Sidewalk Imp Phase 1 & 2	03E	LHA	\$134,716.15	
2010	0	6303	6470300	Sunnybrook Road Sidewalk Imp Phase 1 & 2	03F	LHA	\$1,410.00	
2018	0	6303	6472647	Sunnybrook Road Sidewalk Imp Phase 1 & 2	03E	LHA	\$198,357.09	
2018	0	6303	6510018	Sunnybrook Road Sidewalk Imp Phase 1 & 2	03E	LHA	\$10,619.75	
2010	0	6303	6511173	Sunnybrook Road Sidewalk Imp Phase 1 & 2	03E	LHA	\$2,628.33	
							03E Matrix Code	\$994,260.73
2019	4	8117	6421355	Clearance of Vacant Properties	05F	LHA	\$1,118.99	
2019	4	8117	6427410	Clearance of Vacant Properties	05E	LHA	\$3,374.97	
2019	4	8117	6430116	Clearance of Vacant Properties	05E	LHA	\$1,275.09	
2019	4	8117	6430252	Clearance of Vacant Properties	05E	LHA	\$7,136.25	
2019	4	8117	6430351	Clearance of Vacant Properties	05F	LHA	\$7,350.34	
2019	4	8117	6430372	Clearance of Vacant Properties	05E	LHA	\$810.88	
2019	4	8117	6430258	Clearance of Vacant Properties	05E	LHA	\$7,016.79	
2019	4	8117	6440259	Clearance of Vacant Properties	05E	LHA	\$1,148.64	
2019	4	8117	6440350	Clearance of Vacant Properties	05E	LHA	\$7,020.21	
2019	4	8117	6440377	Clearance of Vacant Properties	05E	LHA	\$5,726.22	
2019	4	8117	6451374	Clearance of Vacant Properties	05E	LHA	\$1,174.82	
2019	4	8117	6453354	Clearance of Vacant Properties	05F	LHA	\$2,876.19	
2019	4	8117	6460326	Clearance of Vacant Properties	05E	LHA	\$1,456.50	
2019	4	8117	6467181	Clearance of Vacant Properties	05E	LHA	\$5,741.42	
2019	4	8117	6470100	Clearance of Vacant Properties	05F	LHA	\$2,150	
2019	4	8117	6472522	Clearance of Vacant Properties	05E	LHA	\$2,723.23	
2019	4	8117	6473151	Clearance of Vacant Properties	05E	LHA	\$1,997.43	
2019	4	8117	6480211	Clearance of Vacant Properties	05E	LHA	\$1,001.05	
2019	4	8117	6481065	Clearance of Vacant Properties	05E	LHA	\$2,384.75	
2019	4	8117	6491560	Clearance of Vacant Properties	05E	LHA	\$1,893.45	
2019	4	8117	6494285	Clearance of Vacant Properties	05E	LHA	\$6,439.48	
2019	4	8117	6495949	Clearance of Vacant Properties	05F	LHA	\$5,486.26	
2019	4	8117	6501560	Clearance of Vacant Properties	05E	LHA	\$3,202.35	
2019	4	8117	6517121	Clearance of Vacant Properties	05E	LHA	\$79.31	
							05E Matrix Code	\$71,615.35
2019	0	8129	6433302	Mandis, Ethel	14A	LPH	\$135.00	
2019	0	8129	6433353	GNRCA, Orlis L.	14A	LPH	\$19,500.00	
2019	0	8129	6437953	Jones, Felside A.	14A	LPH	\$602.20	
2019	0	8129	6438057	Jones, Felside A.	14A	LPH	\$10,500.00	
2019	0	8129	6438058	Lutz, Susan M.	14A	LPH	\$402.00	
2019	0	8129	6438107	Lutz, Susan M.	14A	LPH	\$19,500.00	
2019	0	8129	6438355	Gezules, Viktor Manuel	14A	LPH	\$402.00	
2019	0	8129	6438357	Gezules, Viktor Manuel	14A	LPH	\$19,500.00	
2019	0	8129	6438100	Quevedo, Mike T.	14A	LPH	\$19,500.00	
2019	0	8129	6446105	Longoria, Gerardo L.	14A	LPH	\$19,500.00	
2019	0	8129	6446208	Longoria, Gerardo L.	14A	LPH	\$402.00	
2019	0	8129	6450910	Lourd, Arba Wilson	14A	LPH	\$9,057.99	
2019	0	8129	6450910	Lourd, Arba Wilson	14A	LPH	\$7,632.64	
2019	0	8129	6440357	Lourd, Arba Wilson	14A	LPH	\$402.00	
2020	3	8321	6458302	Delgado, Brenda	14A	LPH	\$19,200.00	
2020	3	8321	6460312	Delgado, Brenda	14A	LPH	\$402.00	
2020	3	8329	6460342	Delgado, Zulma T.	14A	LPH	\$22,402.00	
2020	3	8329	6463642	Salsaca, A. Irma J.	14A	LPH	\$102.00	
2020	3	8370	6463150	Salsaca, A. Irma J.	14A	LPH	\$5,700.00	
2020	3	8371	6463142	Guerrero, Adolfo	14A	LPH	\$402.00	
2020	3	8371	6463148	Guerrero, Adolfo	14A	LPH	\$5,500.00	
2020	3	8375	6461558	Zalucha, Julia S.	14A	LPH	\$402.00	



Office of Community Planning and Development
 U.S. Department of Housing and Urban Development
 Integrated Disbursement and Information System
 PA26 - CDBG Financial Summary Report
 Program Year 2020
 CDBG LSCS 11, 1K

DATE: 05/19/21
 TIME: 11:16
 PAGE: 3

Plan Year	IDIS Project	IDIS Activity	Voucher Number	Activity Name	Matrix Code	National Objective	Drawn Amount
2020	3	8575	6433755	Zemora, Julia S.	144	LPH	\$19,902.00
2020	3	8579	6461502	Preston, Gilbert R.	144	LPH	\$19,902.00
2020	3	8582	6461502	Fargnoli, Rosa	144	LPH	\$19,902.00
2020	3	8584	6470267	Rodriguez, Rosaura	144	LPH	\$21,662.31
2020	3	8584	6481164	Rodriguez, Rosaura	144	LPH	\$21,462.00
2020	3	8585	6470268	Mandla, Ray M.	144	LPH	\$402.00
2020	3	8585	6470268	Mandla, Ray M.	144	LPH	\$402.00
2020	3	8587	6472547	Garcia, Yilia Samanta	144	LPH	\$19,902.00
2020	3	8588	6472547	Lozano, Otilia	144	LPH	\$19,902.00
2020	3	8590	6400211	Cendra, Rosalinda S.	144	LPH	\$8,500.00
2020	3	8594	6482765	Lucas, Eric M. & Mariana Alvarez	144	LPH	\$11,400.00
2020	3	8594	6482765	Ramirez, Arrieta H.	144	LPH	\$16,500.00
2020	3	8596	6400211	Rub, Beatrice S.	144	LPH	\$13,200.00
2020	3	8597	6483531	Rodriguez, Sofia M.	144	LPH	\$19,902.00
2020	3	8598	6482731	Cruz, Geneva R.	144	LPH	\$19,902.00
2020	3	8598	6483526	Cruz, Geneva R.	144	LPH	\$102.00
2020	3	8599	6480711	Horne, Karmen S. & Stephanie R.	144	LPH	\$19,902.00
2020	3	8600	6483531	Rodriguez, Sofia M. & Gladys B.	144	LPH	\$402.00
2020	3	8600	6491500	Coleman, Evangeline	144	LPH	\$18,500.00
2020	3	8601	6491500	Beeman, Jean H.	144	LPH	\$19,902.00
2020	3	8604	6491500	Carolina, Angela Maria	144	LPH	\$4,400.00
2020	3	8605	6491527	Rios, Edna	144	LPH	\$19,902.00
2020	3	8605	6494794	Horne, John	144	LPH	\$402.00
2020	3	8605	6494816	Sanchez, Miguel L. & Adela E.	144	LPH	\$17,723.00
2020	3	8606	6491259	Sanchez, Miguel L. & Adela E.	144	LPH	\$11,529.07
2020	3	8606	6496797	Hartley, Demone T.	144	LPH	\$8,500.00
2020	3	8601	6494856	Garcia, Francisca V.	144	LPH	\$402.00
2020	3	8611	6513159	Garcia, Francisca V.	144	LPH	\$1,500.00
2020	3	8612	6501505	Garcia, Maria	144	LPH	\$102.00
2020	3	8613	6491000	Garcia, Rosa	144	LPH	\$19,902.00
2020	3	8614	6520252	Calderon, Raquel Edilia	144	LPH	\$402.00
2020	3	8614	6520252	Calderon, Raquel Edilia	144	LPH	\$402.00
2020	3	8615	6520270	Imper, Eric M. & Marissa Alvarez	144	LPH	\$19,902.00
2020	3	8615	6520266	Imper, Eric M. & Marissa Alvarez	144	LPH	\$402.00
2020	3	8622	6520270	Rodriguez, Arrieta H.	144	LPH	\$402.00
2020	3	8622	6520272	Rodriguez, Arrieta H.	144	LPH	\$19,902.00
2020	3	8626	6491500	Sanchez, Maria Dolores	144	LPH	\$402.00
2020	3	8626	6530132	Sanchez, Maria Dolores	144	LPH	\$19,902.00
2020	3	8632	6511489	Hartley, Demone T.	144	LPH	\$102.00
2020	3	8632	6511489	Hartley, Demone T.	144	LPH	\$19,902.00
2020	3	8635	6541493	Espinoza, Erika	144	LPH	\$402.00
2018	2	8314	6441544	Rehab Services (2018)	144	Matrix Code	\$684,043.60
2018	2	8314	6441544	Rehab Services (2018)	144	LPH	\$1,114.35
2018	2	8314	6441544	Rehab Services (2018)	144	LPH	\$661.42
2019	2	8411	6421277	HCD - Rehab Reason Services	144	LPH	\$30,047.55
2019	2	8411	6421277	HCD - Rehab Reason Services	144	LPH	\$76,491.25
2019	2	8411	6441500	HCD - Rehab Reason Services	144	LPH	\$46.64
2019	2	8411	6441500	HCD - Rehab Reason Services	144	LPH	\$1,435.23
2020	2	8546	6433972	HCD- Rehabilitation Services (2020)	144	LPH	\$14,005.53
2020	2	8546	6441500	HCD- Rehabilitation Services (2020)	144	LPH	\$7,540.51
2020	2	8546	6451574	HCD- Rehabilitation Services (2020)	144	LPH	\$49,132.79
2020	2	8546	6461191	HCD- Rehabilitation Services (2020)	144	LPH	\$117,211.59
2020	2	8546	6471218	HCD- Rehabilitation Services (2020)	144	LPH	\$26,434.42
2020	2	8546	6471662	HCD- Rehabilitation Services (2020)	144	LPH	\$18,711.15
2020	2	8546	6481692	HCD- Rehabilitation Services (2020)	144	LPH	\$51,575.10
2020	2	8546	6491000	HCD- Rehabilitation Services (2020)	144	LPH	\$49,617.57
2020	2	8546	6491000	HCD- Rehabilitation Services (2020)	144	LPH	\$41,816.79
2020	2	8546	6491000	HCD- Rehabilitation Services (2020)	144	LPH	\$61,856.61
2019	5	8442	6125970	Code Enforcement - Staffing	15	LPH	\$42,650.35
2019	5	8442	6121251	Code Enforcement - Staffing	15	LPH	\$6,632.86
2020	5	8442	6471822	Code Enforcement - Staffing	15	LPH	\$13,327.90
2020	5	8442	6483869	Code Enforcement - Staffing	15	LPH	\$4,751.10
2020	5	8442	6483751	Code Enforcement - Staffing	15	LPH	\$40,035.61
2020	5	8442	6467151	Code Enforcement - Staffing	15	LPH	\$18,058.70
2020	5	8442	6475451	Code Enforcement - Staffing	15	LPH	\$14,540.76
2020	5	8442	6491680	Code Enforcement - Staffing	15	LPH	\$47,136.88
2020	5	8442	6490250	Code Enforcement - Staffing	15	LPH	\$23,526.45
2020	5	8442	6510021	Code Enforcement - Staffing	15	LPH	\$23,526.45
2020	5	8442	6491680	Code Enforcement - Staffing	15	LPH	\$45,167.81
2020	5	8442	6530124	Code Enforcement - Staffing	15	LPH	\$11,940.01



Office of Community Planning and Development
 U.S. Department of Housing and Urban Development
 Integrated Disclosure and Information System
 PR26 - COVID Financial Summary Report
 Program Year 2020
 CORUS-CHRS11, 'X'

ORR: 10-19-21
 TIME: 11:16
 PAGE: 4

Plan Year	IDIS Project	IDIS Activity	Voucher Number	Activity Name	Matrix Code	National Objective	Drawn Amount
2020	P	J549	0549055	Code Enforcement - Starting	15	LMA	\$15,761.90
Total							\$15,155.97

LINE 27 DETAIL: ACTIVITIES INCLUDED IN THE COMPUTATION OF LINE 27

Plan Year	IDIS Project	IDIS Activity	Voucher Number	Activity to prevent, prepare for, and respond to Coronavirus	Activity Name	Grant Number	Fund Type	Matrix Code	National Objective	Drawn Amount
2019	4	0447	6411555	No	Clearance of Vacant Properties	B19YC486502	EN	052	LMA	\$1,126.89
2019	4	0447	6415920	No	Clearance of Vacant Properties	B19YC486502	EN	052	LMA	\$1,374.57
2019	4	0447	6410116	No	Clearance of Vacant Properties	B19YC486502	EN	052	LMA	\$1,275.58
2019	4	0447	6412092	No	Clearance of Vacant Properties	B19YC486502	EN	052	LMA	\$1,818.25
2019	4	0447	6414261	No	Clearance of Vacant Properties	B19YC486502	EN	052	LMA	\$2,350.34
2019	4	0447	6415972	No	Clearance of Vacant Properties	B19YC486502	EN	052	LMA	\$0,100.00
2019	4	0447	6410295	No	Clearance of Vacant Properties	B19YC486502	EN	052	LMA	\$1,818.29
2019	4	0447	6410301	No	Clearance of Vacant Properties	B19YC486502	EN	052	LMA	\$2,548.24
2019	4	0447	6415365	No	Clearance of Vacant Properties	B19YC486502	EN	052	LMA	\$7,030.21
2019	4	0447	6410077	No	Clearance of Vacant Properties	B19YC486502	EN	052	LMA	\$1,703.32
2019	4	0447	6411574	No	Clearance of Vacant Properties	B19YC486502	EN	052	LMA	\$2,579.32
2019	4	0447	6415951	No	Clearance of Vacant Properties	B19YC486502	EN	052	LMA	\$2,076.19
2019	4	0447	6415931	No	Clearance of Vacant Properties	B19YC486502	EN	052	LMA	\$1,458.75
2019	4	0447	6417191	No	Clearance of Vacant Properties	B19YC486502	EN	052	LMA	\$3,541.42
2019	4	0447	6415965	No	Clearance of Vacant Properties	B19YC486502	EN	052	LMA	\$071.50
2019	4	0447	6412622	No	Clearance of Vacant Properties	B19YC486502	EN	052	LMA	\$7,735.25
2019	4	0447	6417451	No	Clearance of Vacant Properties	B19YC486502	EN	052	LMA	\$1,047.43
2019	4	0447	6415113	No	Clearance of Vacant Properties	B19YC486502	EN	052	LMA	\$3,281.00
2019	4	0447	6412265	No	Clearance of Vacant Properties	B19YC486502	EN	052	LMA	\$2,331.25
2019	4	0447	6411692	No	Clearance of Vacant Properties	B19YC486502	EN	052	LMA	\$1,018.45
2019	4	0447	6414385	No	Clearance of Vacant Properties	B19YC486502	EN	052	LMA	\$4,430.48
2019	4	0447	6410691	No	Clearance of Vacant Properties	B19YC486502	EN	052	LMA	\$6,450.70
2019	4	0447	6311592	No	Clearance of Vacant Properties	B19YC486502	EN	052	LMA	\$3,212.91
2019	4	0447	6317171	No	Clearance of Vacant Properties	B19YC486502	EN	052	LMA	\$3,081
2020	0	0518	6415964	No	Clearance of Vacant Properties	B20YC486502	FI	052	LMA	\$0,545.00
2020	0	0518	6180215	No	Clearance of Vacant Properties	B20YC486502	FI	052	LMA	\$110.00
2020	3	0549	6412735	No	Clearance of Vacant Properties	B20YC486502	FI	052	LMA	\$4,827.89
2020	4	0549	6417674	No	Clearance of Vacant Properties	B20YC486502	FI	052	LMA	\$2,426.74
2020	0	0518	6191638	No	Clearance of Vacant Properties	B20YC486502	FI	052	LMA	\$7,416.14
2020	3	0549	6414900	No	Clearance of Vacant Properties	B20YC486502	FI	052	LMA	\$1,210.55
2020	4	0549	6414631	No	Clearance of Vacant Properties	B20YC486502	FI	052	LMA	\$1,328.88
2020	0	0518	6191911	No	Clearance of Vacant Properties	B20YC486502	FI	052	LMA	\$1,616.09
2020	0	0518	6501332	No	Clearance of Vacant Properties	B20YC486502	FI	052	LMA	\$3,714.12
2020	0	0549	6197146	No	Clearance of Vacant Properties	B20YC486502	FI	052	LMA	\$5,110.90
2020	0	0518	6198101	No	Clearance of Vacant Properties	B20YC486502	FI	052	LMA	\$1,743.74
2020	0	0518	6519059	No	Clearance of Vacant Properties	B20YC486502	FI	052	LMA	\$2,265.09
2020	0	0549	6520615	No	Clearance of Vacant Properties	B20YC486502	FI	052	LMA	\$1,317.98
2020	0	0549	6509020	No	Clearance of Vacant Properties	B20YC486502	FI	052	LMA	\$12,743.12
2020	0	0518	6508316	No	Clearance of Vacant Properties	B20YC486502	FI	052	LMA	\$5,200.93
2020	0	0518	6501315	No	Clearance of Vacant Properties	B20YC486502	FI	052	LMA	\$5,178.75
2020	0	0549	6509551	No	Clearance of Vacant Properties	B20YC486502	FI	052	LMA	\$4,568.82
Total										\$167,880.26

LINE 37 DETAIL: ACTIVITIES INCLUDED IN THE COMPUTATION OF LINE 37

Plan Year	IDIS Project	IDIS Activity	Voucher Number	Activity Name	Matrix Code	National Objective	Drawn Amount
2017	L	0472	6192116	CEBG Administration	21A		\$03.49
2018	L	0911	6421077	CEBG Admin (2018)	21A		\$9,410.40
2018	L	0811	6421018	CEBG Admin (2018)	21A		\$9,780.11
2018	L	0813	6421060	CEBG Admin (2018)	21A		\$73.34
2019	L	0440	6415970	CEBG Admin (2019)	21A		\$3,058.26
2019	L	0440	6415566	CEBG Admin (2019)	21A		\$3,248.48
2020	L	0545	6415972	CEBG Admin (2020)	21A		\$2,818.20
2020	L	0545	6415566	CEBG Admin (2020)	21A		\$33,254.72
2020	L	0545	6415574	CEBG Admin (2020)	21A		\$25,110.41
2020	L	0545	6415191	CEBG Admin (2020)	21A		\$41,457.90



Office of Community Planning and Development
 U.S. Department of Housing and Urban Development
 Integrated Disbursement and Information System
 PD25 - CDBG Financial Summary Report
 Program Year 2020
 CONUS C-BUSFL, TX

DATE: 03/2021
 TIME: 11:16
 PAGE: 5

Plan Year	IDIS Project	IDIS Activity	Voucher Number	Activity Name	Matrix Code	National Objective	Drawn Amount
2020	J	8545	6425213	CDBG Admin (2020)	21A		\$28,822.60
2020	J	8545	6425682	CDBG Admin (2020)	21A		\$89,935.51
2020	J	8545	6425690	CDBG Admin (2020)	21A		\$31,472.47
2020	J	8545	6425013	CDBG Admin (2020)	21A		\$22,915.43
2020	J	8545	6523630	CDBG Admin (2020)	21A		\$49,645.27
2020	J	8545	6425083	CDBG Admin (2020)	21A		\$36,625.45
Total							\$396,920.68



Office of Community Planning and Development
 U.S. Department of Housing and Urban Development
 Integrated Disbursement and Information System
 PR26 - CDBG-CV Financial Summary Report
 CORPUS CHRISTI, TX

DATE: 09/30/21
 TIME: 11:31
 PAGE: 1

PART I: SUMMARY OF CDBG-CV RESOURCES

01 CDBG-CV GRANT	\$ 507,975.00
02 FUNDS RETURNED TO THE LINE-OF-CREDIT	0.00
03 FUNDS RETURNED TO THE LOCAL CDBG ACCOUNT	0.00
04 TOTAL AVAILABLE (SUM, LINES 01-03)	\$ 507,975.00

PART II: SUMMARY OF CDBG-CV EXPENDITURES

05 DISBURSEMENTS OTHER THAN SECTION 106 REPAYMENTS AND PLANNING/ADMINISTRATION	712,255.00
06 DISBURSED IN IDIS FOR PLANNING/ADMINISTRATION	0.00
07 DISBURSED IN IDIS FOR SECTION 106 REPAYMENTS	0.00
08 TOTAL EXPENDITURES (SUM, LINES 05 - 07)	712,255.00
09 UNEXPENDED BALANCE (LINE 04 - LINE 8)	\$ 185,719.99

PART III: LOW/MOD BENEFIT FOR THE CDBG-CV GRANT

10 EXPENDED FOR LOW/MOD HOUSING IN SPECIAL AREAS	0.00
11 EXPENDED FOR LOW/MOD MULTI-UNIT HOUSING	0.00
12 DISBURSED FOR OTHER LOW/MOD ACTIVITIES	712,255.00
13 TOTAL LOW/MOD CREDIT (SUM, LINES 10 - 12)	712,255.00
14 AMOUNT SUBJECT TO LOW/MOD BENEFIT (LINE 05)	712,255.00
15 PERCENT LOW/MOD CREDIT (LINE 13/LINE 14)	100.00%

PART IV: PUBLIC SERVICE (PS) CALCULATIONS

16 DISBURSED IN IDIS FOR PUBLIC SERVICES	690,965.66
17 CDBG-CV GRANT	\$ 507,975.00
18 PERCENT OF FUNDS DISBURSED FOR PS ACTIVITIES (LINE 16/LINE 17)	13.61%

PART V: PLANNING AND ADMINISTRATION (PA) CAP

19 DISBURSED IN IDIS FOR PLANNING/ADMINISTRATION	0.00
20 CDBG-CV GRANT	\$ 507,975.00
21 PERCENT OF FUNDS DISBURSED FOR PA ACTIVITIES (LINE 19/LINE 20)	0.00%

LINE 10 DETAIL: ACTIVITIES TO CONSIDER IN DETERMINING THE AMOUNT TO ENTER ON LINE 10

Report returned no data.

LINE 11 DETAIL: ACTIVITIES TO CONSIDER IN DETERMINING THE AMOUNT TO ENTER ON LINE 11

Report returned no data.

LINE 12 DETAIL: ACTIVITIES INCLUDED IN THE COMPUTATION OF LINE 12

Plan Year	IDIS Project	ILAS Activity	FY09-2010 Measure	Activity Name	IRCA Code	IRCA Obj	Drawn Amount
2020	15	2377	870295	CV- CDBG Hope House Mod/Utility Asst	05Q	LMC	\$0,000.04
			842196	CV- CDBG Hope House Mod/Utility Asst	05Q	LMC	\$5,872.34
			842353	CV- CDBG Hope House Mod/Utility Asst	05Q	LMC	\$527.22
			843210	CV- CDBG Hope House Mod/Utility Asst	05Q	LMC	\$1,017.00
			844013	CV- CDBG Hope House Mod/Utility Asst	05Q	LMC	\$9,105.50
			845538	CV- CDBG Hope House Mod/Utility Asst	05Q	LMC	\$9,909.15
			846394	CV- CDBG Hope House Mod/Utility Asst	05Q	LMC	\$2,549.00
			847037	CV- CDBG Hope House Mod/Utility Asst	05Q	LMC	\$923.00
			848812	CV- CDBG Hope House Mod/Utility Asst	05Q	LMC	\$4,909.21
			850185	CV- CDBG Hope House Mod/Utility Asst	05Q	LMC	\$2,299.93
			851502	CV- CDBG Hope House Mod/Utility Asst	05Q	LMC	\$2,850.83
			852042	CV- CDBG Hope House Mod/Utility Asst	05Q	LMC	\$3,744.31
			852602	CV- CDBG Hope House Mod/Utility Asst	05Q	LMC	\$9,035.42

			6547570	CV- CDBG Hope House MarUtility Asst	050	LMC	\$8,676.19
17	8510		6440188	CV- TSA- Mortgage/Utility Assistance	050	LMC	\$26,246.02
			6482744	CV- TSA- Mortgage/Utility Assistance	050	LMC	\$15,526.63
			6495912	CV- TSA- Mortgage/Utility Assistance	050	LMC	\$5,178.72
			6499883	CV- TSA- Mortgage/Utility Assistance	050	LMC	\$6,229.99
18	9509		6482744	CV- Quarantine Motel Voucher Program CDBG	052	LMC	\$10,040.00
			6484305	CV- Quarantine Motel Voucher Program CDBG	052	LMC	\$91,620.00
			8507345	CV- Quarantine Motel Voucher Program CDBG	052	LMC	\$79,340.00
20	9507		8429683	CV- Senior Care Meals	052	LMC	\$69,435.09
			8430114	CV- Senior Care Meals	052	LMC	\$40,507.62
			8436289	CV- Senior Care Meals	052	LMC	\$10,302.92
			8440081	CV- Senior Care Meals	052	LMC	\$33,599.14
			8453766	CV- Senior Care Meals	052	LMC	\$20,547.62
			8456203	CV- Senior Care Meals	052	LMC	\$4,076.66
			8456547	CV- Senior Care Meals	052	LMC	\$11,024.81
			8462654	CV- Senior Care Meals	052	LMC	\$6,466.60
			8467100	CV- Senior Care Meals	052	LMC	\$9,263.66
			8470371	CV- Senior Care Meals	052	LMC	\$27,110.00
			8475485	CV- Senior Care Meals	052	LMC	\$36,421.10
			8486012	CV- Senior Care Meals	052	LMC	\$16,216.80
			8488800	CV- Senior Care Meals	052	LMC	\$26,276.24
			8488882	CV- Senior Care Meals	052	LMC	\$4,802.91
22	8051		6625302	CV- Coastal Sand Food Bank- Inventory System/ Equipment CDBG-CV2	052	LVC	\$1,889.55
23	0852		6625302	CV- Rising Tree Ministries CDBG-CV2	0511	LVC/SV	\$7,043.22
			6641522	CV- Rising Tree Ministries CDBG-CV2	0511	LVC/SV	\$1,000.00
			6647578	CV- Rising Tree Ministries CDBG-CV2	0511	LVC/SV	\$26,002.33
Total							\$712,255.50

LINE 16 DETAIL: ACTIVITIES INCLUDED IN THE COMPUTATION OF LINE 16

Plan Year	IDIS Project	Plan Activity	Voucher Number	Activity Name	NAEP Code	Federal Disposal	Drawn Amount
2020	15	0811	6402495	CV- CDBG Hope House MarUtility Asst	050	LMC	\$9,000.54
			6421530	CV- CDBG Hope House MarUtility Asst	050	LMC	\$8,872.34
			6423883	CV- CDBG Hope House MarUtility Asst	050	LMC	\$327.22
			6432110	CV- CDBG Hope House MarUtility Asst	050	LMC	\$1,617.03
			6440188	CV- CDBG Hope House MarUtility Asst	050	LMC	\$8,105.80
			6453520	CV- CDBG Hope House MarUtility Asst	050	LMC	\$9,559.15
			6463580	CV- CDBG Hope House MarUtility Asst	050	LMC	\$2,546.08
			6470371	CV- CDBG Hope House MarUtility Asst	050	LMC	\$629.00
			6485912	CV- CDBG Hope House MarUtility Asst	050	LMC	\$4,568.21
			6501805	CV- CDBG Hope House MarUtility Asst	050	LMC	\$2,268.00
			6615082	CV- CDBG Hope House MarUtility Asst	050	LMC	\$2,850.00
			6623842	CV- CDBG Hope House MarUtility Asst	050	LMC	\$2,744.21
			6625302	CV- CDBG Hope House MarUtility Asst	050	LMC	\$2,836.42
			6647578	CV- CDBG Hope House MarUtility Asst	050	LMC	\$8,676.19
17	8510		6440188	CV- TSA- Mortgage/Utility Assistance	050	LMC	\$26,246.02
			6482744	CV- TSA- Mortgage/Utility Assistance	050	LMC	\$15,526.63
			6495912	CV- TSA- Mortgage/Utility Assistance	050	LMC	\$5,178.72
			6499880	CV- TSA- Mortgage/Utility Assistance	050	LMC	\$6,229.99
18	9509		6482744	CV- Quarantine Motel Voucher Program CDBG	052	LMC	\$10,040.00
			6484305	CV- Quarantine Motel Voucher Program CDBG	052	LMC	\$91,620.00
			8507345	CV- Quarantine Motel Voucher Program CDBG	052	LMC	\$79,340.00
20	9507		8429683	CV- Senior Care Meals	052	LMC	\$69,435.09
			8430114	CV- Senior Care Meals	052	LMC	\$40,507.62
			8436289	CV- Senior Care Meals	052	LMC	\$10,302.92
			8440081	CV- Senior Care Meals	052	LMC	\$33,599.14
			8453766	CV- Senior Care Meals	052	LMC	\$20,547.62

		6406633	CV- Senior Care Meals	05Z	LMC	\$4,076.65
		6455547	CV- Senior Care Meals	05Z	LMC	\$11,024.81
		6462504	CV- Senior Care Meals	05Z	LMC	\$5,468.50
		0467188	CV- Senior Care Meals	00Z	LMC	\$9,200.56
		0470371	CV- Senior Care Meals	00Z	LMC	\$27,110.00
		6475485	CV- Senior Care Meals	05Z	LMC	\$26,421.10
		0490012	CV- Senior Care Meals	00Z	LMC	\$16,210.00
		6499800	CV- Senior Care Meals	05Z	LMC	\$26,275.24
		6545982	CV- Senior Care Meals	05Z	LMC	\$4,682.51
23	8592	6533302	CV- Rising Tide Ministries CD30-CV2	05H	LMOSV	\$7,043.22
		6541522	CV- Rising Tide Ministries CD30-CV2	05H	LMOSV	\$1,800.00
		6547578	CV- Rising Tide Ministries CD30-CV2	05H	LMOSV	\$26,052.33
Total						\$690,365.95

LINE 19 DETAIL: ACTIVITIES INCLUDED IN THE COMPUTATION OF LINE 19

Report returned no data.

PROJECT NAME	FY	30 DAY NOTICE	DATE SCHEDULED & LEVEL	CONTRACT AMOUNT & EXPIRATION
CDBG				
Salinas Park Improvements	FY20	04/05/2021	05/05/21	\$1,000,000.00
Boys and Girls Club-Locker Room Plumbing	FY20	04/19/2021	05/19/21	\$100,000.00
Amistad Community Center ADA	FY15	06/17/21	07/15/21	Closed-2017
CBCII. - Ramps	FY15	07/01/21	07/29/21	Closed-2017
Boys & Girls Club-Teen Room	FY16	05/28/21	06/25/21	Closed-2016
Catholic Charities of Corpus Christi - ADA Ramps	FY16	06/10/21	07/08/21	Closed-2018
NCCAA-Weatherization	FY18	06/24/21	07/22/21	Closed
CC Hope House - Rehab	FY16	07/08/21	08/05/21	Closed-2017
CC Hope House - Shelter Renovation	FY19	07/08/21	08/05/21	Closed
ESG				
Corpus Christi Hope House	FY2020	02/08/21	03/10/21	95,216.00-exp 09/30/21
The Salvation Army	FY2020	05/03/21	06/02/21	95,216.00-exp 09/30/21
Endeavors of Corpus Christi	FY2020	08/02/21	09/01/21	25,000.00-exp 09/30/21
HOME				
Accessible Housing Resources, Inc.	FY19	04/15/21	05/14/21	\$110,380-09/30/22
HACIENDA SENIOR	FY12	04/15/21	05/14/21	\$500,000-07/01/34
AHRI 1013 BOOBY	FY08	04/15/21	05/14/21	\$85,000-02/25/31
CASA DE MANANA	FY19	04/15/21	05/14/21	\$350,000-12/31/21
Accessible Housing Resources, Inc.	FY20	05/21/21	06/18/21	202,466-09/30/22
TG 110, Inc. - Village at McArdle	FY20	05/28/21	06/25/21	\$1,000,000-09/30/22
COVID-19 PROJECTS				
CDBG Parks and Recreation - Senior Care Meals	FY19	05/03/2021	06/03/2021	\$122,820-09/30/21
CDBG-CV Hope House Mortgage and Utility Assis.	FY19	02/03/21	03/10/21	500,000.00-exp 09/30/21
ESG-CV Hope House Rent and Utility Assistance	FY19	02/03/21	03/10/21	401,550.00-exp 09/30/21
CDBG-CV TSA Mortgage and Utility Assistance	FY19	05/05/21	06/09/21	500,000.00-exp 09/30/21
CDBG-CV TSA Quarantine Motel Voucher Program	FY19	05/05/21	06/09/21	300,000.00-exp 09/30/21
ESG-CV TSA Rent and Utility Assistance	FY19	05/05/21	06/09/21	401,550.00-exp 09/30/21

Monitoring visits & inspection of properties to be conducted within the next 12 months

PROJECT NAME	FY/PROGR AM	30 DAY NOTICE	DATE SCHEDULED & LEVEL	CONTRACT AMOUNT & EXPIRATION
ALVIN'S SCHEDULE				
CDBG-CV				
Rising Tides Ministries – Homeless Initiative	FY2019	01/13/22	02/17/22	\$200,000 – 09/30/22
Coastal Bend Food Bank – Barcode Scanner	FY2019	01/20/22	02/24/22	\$72,000 – 09/30/22
CDBG				
Salinas Park Improvements	FY2020	03/17/22	04/14/22	\$1,000,000 – 09/30/23
Rising Tides Ministries – Safe at Home	FY2021	05/12/22	06/09/22	\$50,000 – 09/30/22
Coastal Bend Food Bank – Building Hope	FY2021	05/19/22	06/16/22	\$200,000 – 09/30/22
Ben Garza Gym – Locker Room Improvement	FY2021	05/26/22	06/23/22	\$480,336 – 09/30/22
JENNIFER'S SCHEDULE				
FY19 CDGB-CV Hope House Mortgage, Rent and Utilities	FY2019	07/26/21	08/26/21	\$500,000 – 09/30/21
FY19 CDBG-CV Salvation Army, Mortgage, Rent and Utilities	FY2019	10/15/21	11/15/21	\$500,000 – 09/30/21
FY19 CDBG-CV Salvation Army Hotel Vouchers	FY2019	10/15/21	11/15/21	\$300,000 – 09/30/21
FY19 ESG-CV Hope House	FY2019	07/26/21	08/26/21	\$401,550 – 09/30/21
FY19 ESG-CV Salvation Army	FY2019	10/15/21	11/15/21	\$401,550 – 09/30/21
FY19 ESG Family Endeavors	FY2019	08/23/21	09/23/21	\$100,000 – 09/30/21
FY20 ESG Salvation Army	FY2020	08/15/21	09/15/21	\$93,216 – 09/30/21
FY21 ESG Hope House	FY2021	03/15/22	04/15/22	\$93,216 – 09/30/22
FY21 ESG Salvation Army	FY2021	04/15/22	05/15/22	\$100,000 – 09/30/22
HOME-SCHEDULE				
AHRI – TBRA	FY18	11/11/21	12/09/21	\$110,380-01/31/22
AHRI – TBRA	FY19	11/11/21	12/09/21	\$110,380-09/30/22
FY19 Casa De Manana	FY19	10/28/21	11/23/21	\$350,000- 12/31/21
Merced Housing – River Square Apartments	FY03	12/16/21	01/13/22	\$33,750-07/02/20
Costa Tarragona Phase I	FY05/06	01/06/22	02/10/22	\$550,000-07/02/26
CCHA – Sea Breeze Apartments	FY03	01/13/22	02/17/22	\$150,000-04/28/28
Metro Ministries – Rainbow House	FY05/06	01/20/22	02/24/22	\$275,000-05/15/29
LULAC – West Park Apartments	FY06/09	02/01/22	03/03/22	\$634,124-02/28/26
NCCAA – 3220 Houston St.	FY08/09/11	02/10/22	03/10/22	\$300,000-02/03/31
NCCAA – 3609 Crestbrook Apartments	FY08/09/11	02/17/22	03/17/22	\$780,000-02/19/35
FishPond	FY2019	04/28/22	05/26/22	\$500,000-12/31/22
Village at McArdle	FY2020	05/05/22	06/02/22	\$1,000,000-09/20/22

Monitoring visits & inspection of properties to be conducted within the next 12 months

Attachment 3

CITY OF CORPUS CHRISTI

FY2020CAPER

ATTACHMENT 3

Appendix 1	PR23 - CDBG Summary of Accomplishments
Appendix 2	PR10 - CDBG Housing Activities
Appendix 3	PR51 - Selected CDBG & CDBG-CV Accomplishments Report
Appendix 4	PR54 - CDBG & CDBG-CV Performance Profile Report
Appendix 5	CDBG Expenditures by Activity Table
Appendix 6	CDBG Expenditures by Activity Chart
Appendix 7	CDBG-CV Expenditures by Activity Table
Appendix 8	CDBG-CV Expenditures by Activity Chart
Appendix 9	Federal Resources and Grants Table



CORPUS CHRISTI

Count of CDBG Activities with Disbursements by Activity Group & Matrix Code

Activity Group	Activity Category	Open Count	Open Activities Disbursed	Completed Count	Completed Activities Disbursed	Program Year Count	Total Activities Disbursed	
Acquisition	Clearance and Demolition (04)	0	\$0.00	32	\$333,569.00	32	\$333,569.00	
Housing	Total Acquisition	0	\$0.00	32	\$333,569.00	32	\$333,569.00	
	Rehob, Single-Unit Residential (14A)	1	\$402.00	39	\$683,641.00	40	\$684,043.00	
	Rehabilitation Administrator (14H)	1	\$633,988.75	2	\$126,723.33	3	\$762,712.08	
	Code Enforcement (15)	1	\$357,402.76	1	\$31,753.21	2	\$419,155.97	
Public Facilities and Improvements	Total Housing	3	\$1,003,793.51	42	\$862,117.54	45	\$1,865,911.05	
	Homeless Facilities (not operating costs) (03C)	0	\$0.00	1	\$28,272.98	1	\$28,272.98	
	Neighborhood Facilities (03E)	1	\$118,570.00	1	\$8,967.40	2	\$127,417.40	
	Parks, Recreational Facilities (03F)	1	\$1,583.33	2	\$100,000.00	3	\$101,985.33	
	Other Public Improvements Not Listed in 03A-03S (03Z)	1	\$21,890.55	2	\$594,260.73	3	\$616,150.28	
	Total Public Facilities and Improvements	3	\$142,444.88	6	\$731,381.11	9	\$873,825.99	
	Public Services	Employment Training (05H)	1	\$35,725.55	0	\$0.00	1	\$35,725.55
		Substance Payment (05Q)	2	\$145,983.60	0	\$0.00	2	\$145,983.60
		Other Public Services Not Listed in 05A-05Y, 03T, (05Z)	3	\$598,921.17	1	\$71,615.35	4	\$670,536.52
		Total Public Services	6	\$780,630.32	1	\$71,615.35	7	\$852,245.67
General Administration and Planning	General Program Administration (21A)	3	\$340,506.40	3	\$56,413.65	6	\$396,920.05	
	Fair Housing Activities (subject to 20% Admin Cap) (21D)	0	\$0.00	1	\$0.00	1	\$0.00	
Grand Total	Total General Administration and Planning	3	\$340,506.40	4	\$56,413.65	7	\$396,920.05	
		15	\$2,267,375.11	85	\$2,055,096.65	100	\$4,322,471.76	



U.S. Department of Housing and Urban Development
 Office of Community Planning and Development
 Integrated Disbursement and Information System
 CDBG Summary of Accomplishments
 Program Year: 2020

DATE: 09-30-21
 TIME: 11:25
 PAGE: 2

CORPUS CHRISTI

CDBG Sum of Actual Accomplishments by Activity Group and Accomplishment Type

Activity Group	Matrix Code	Accomplishment Type	Program Year	
			Open Count	Completed Count
Acquisition	Clearance and Demolition (06)	Housing Units	0	38
	Total Acquisition		0	38
Housing	Rehab, Single-Unit Residential (14A)	Housing Units	0	39
	Rehabilitation Administration (14F)	Housing Units	0	2
	Code Enforcement (15)	Persons	92,250	187,581
	Total Housing		92,250	187,581
Public Facilities and Improvements	Homeless Facilities (not operating costs) (03C)	Public Facilities	0	138
	Neighborhood Facilities (03E)	Public Facilities	0	12,385
	Parks, Recreational Facilities (03F)	Public Facilities	0	9,460
	Other Public Improvements Not Listed In 03A-03F (03Z)	Persons	0	14,896
	Total Public Facilities and Improvements		0	36,569
Public Services	Employment Training (05B)	Persons	0	0
	Substance Payment (05D)	Persons	0	0
	Other Public Services Not Listed In 05A-05Y, 03T (05Z)	Persons	92,250	86,980
	Total Public Services		92,250	179,230
Grand Total			184,500	311,168



U.S. Department of Housing and Urban Development
 Office of Community Planning and Development
 Integrated Disbursement and Information System
 CDBG Summary of Accomplishments
 Program Year: 2020

DATE: 09-30-21
 TIME: 11:25
 PAGE: 3

CORPUS CHRISTI

CDBG Beneficiaries by Racial / Ethnic Category

Housing-Non Housing	Race	Total Persons		Total Hispanic Persons		Total Households		Total Hispanic Households		
Housing	White	0	0	0	0	40	1	39	0	
	Black/African American	0	0	0	0	41	0	0	0	
	Total Housing	0	0	0	0	81	0	39	0	
	Non Housing	White	6,091	5,303	0	0	0	0	0	0
		Black/African American	365	0	0	0	0	0	0	0
		Asian	22	0	0	0	0	0	0	0
		American Indian/Alaskan Native	8	0	0	0	0	0	0	0
		American Indian/Alaskan Native & White	3	0	0	0	0	0	0	0
		Total Non Housing	6,489	5,303	0	0	40	1	39	0
		White	6,091	5,303	0	0	0	1	0	0
Black/African American		365	0	0	0	0	0	0	0	
Asian		22	0	0	0	0	0	0	0	
American Indian/Alaskan Native		8	0	0	0	0	0	0	0	
American Indian/Alaskan Native & White	3	0	0	0	0	0	0	0		
Total Grand Total	6,489	5,303	41	1	39	0	39	0		



U.S. Department of Housing and Urban Development
 Office of Community Planning and Development
 Integrated Disbursement and Information System
 CDBG Summary of Accomplishments
 Program Year: 2020
 CORPUS CHRISTI

DATE: 09-30-21
 TIME: 11:25
 PAGE: 4

CDBG Beneficiaries by Income Category

	Owner Occupied	Renter Occupied	Persons
Housing	17	0	0
Extremely Low (<=30%)	23	0	0
Low (>30% and <=50%)	2	0	0
Mod (>50% and <=80%)	39	0	0
Total Low-Mid	0	0	0
Non Low-Mid (>90%)	29	0	0
Total Beneficiaries	0	0	69
Non Housing	0	0	2,117
Extremely Low (<=30%)	0	0	0
Low (>30% and <=50%)	0	0	0
Mod (>50% and <=80%)	0	0	2,186
Total Low-Mid	0	0	0
Non Low-Mid (>90%)	0	0	2,186
Total Beneficiaries	0	0	2,186

JD05 - PR10

U.S. Department of Housing and Urban Development
 Office of Community Planning and Development
 Integrated Disbursement and Information System
 CD09 Housing Activities
 CONRUS CHRISTI, TX

DATE: 05-10-21
 TIME: 11:16
 PAGE: 1

YEAR	PRGR ID	CDIS ACT ID	ACTIVITY NAME	STATUS	CD	OAI	NTX	HTL	EST. AMT	% CD09	DRAWN	AMOUNT	OCCUPIED UNITS		% UNM	CUMULATIVE	
													TOTAL	LNH		OCCUPIED UNITS	RENTER
2009	1484	8545	HCD - Rehabilitation Services (2000)	OBEV	144	LNH			777,000.00	0.0		635,688.75	0	0	0.0	0	0
2020	1486	8564	Delegado, Brenda	COM	144	LNH			19,602.00	100.0		19,602.00	1	1	100.0	1	0
2020	1486	8559	Carmanza, Zulma T.	COM	144	LNH			22,402.00	100.0		22,402.00	1	1	100.0	1	0
2020	1486	8570	Salazar, Alberto Jr.	COM	144	LNH			19,902.00	100.0		19,902.00	1	1	100.0	1	0
2020	1486	8571	Guerra, Adolfo	COM	144	LNH			19,902.00	100.0		19,902.00	1	1	100.0	1	0
2020	1486	8575	Zamora, Julia S.	COM	144	LNH			19,902.00	100.0		19,902.00	1	1	100.0	1	0
2020	1486	8579	Mendoza, Gilberto E.	COM	144	LNH			19,900.00	100.0		19,900.00	1	1	100.0	1	0
2020	1486	8592	Pandolfi, Rose	COM	144	LNH			21,902.00	100.0		21,902.00	1	1	100.0	1	0
2020	1486	8594	Ramirez, Rosanna	COM	144	LNH			19,902.00	100.0		19,902.00	1	1	100.0	1	0
2020	1486	8595	Marcella, Ray X.	COM	144	LNH			19,902.00	100.0		19,902.00	1	1	100.0	1	0
2020	1486	8597	Garcia, Eda Yernave	COM	144	LNH			11,000.00	100.0		11,000.00	1	1	100.0	1	0
2020	1486	8598	Lopez, Olivia	COM	144	LNH			8,000.00	100.0		8,000.00	1	1	100.0	1	0
2020	1486	8599	Cantero, Roseline S	COM	144	LNH			10,000.00	100.0		10,000.00	1	1	100.0	1	0
2020	1486	8594	Lopez, Eric M. & Maricela Alvarez	COM	144	LNH			15,500.00	100.0		15,500.00	1	1	100.0	1	0
2020	1486	8595	Ramirez, Amanda H	COM	144	LNH			13,200.00	100.0		13,200.00	1	1	100.0	1	0
2020	1486	8596	Ruiz, Gerolamo G	COM	144	LNH			10,000.00	100.0		10,000.00	1	1	100.0	1	0
2020	1486	8597	Marquez, Sofia M.	COM	144	LNH			19,902.00	100.0		19,902.00	1	1	100.0	1	0
2020	1486	8599	Cruz, Gabriela N.	COM	144	LNH			19,902.00	100.0		19,902.00	1	1	100.0	1	0
2020	1486	8599	Flores, Ramon S. & Gemma R.	COM	144	LNH			14,500.00	100.0		14,500.00	1	1	100.0	1	0
2020	1486	8603	Coleman, Evangelina	COM	144	LNH			14,500.00	100.0		14,500.00	1	1	100.0	1	0
2020	1486	8601	Beehan, Jean B.	COM	144	LNH			9,458.00	100.0		9,458.00	1	1	100.0	1	0
2020	1486	8604	Garber, Angela Yaris	COM	144	LNH			19,902.00	100.0		19,902.00	1	1	100.0	1	0
2020	1486	8605	Flores, Eric	COM	144	LNH			19,902.00	100.0		19,902.00	1	1	100.0	1	0
2020	1486	8605	Sanchez, Miguel L. & Ketha F.	COM	144	LNH			9,000.00	100.0		9,000.00	1	1	100.0	1	0
2020	1486	8608	Ramirez, Amancio F.	COM	144	LNH			19,902.00	100.0		19,902.00	1	1	100.0	1	0
2020	1486	8611	Garcia, Faridka V.	COM	144	LNH			19,902.00	100.0		19,902.00	1	1	100.0	1	0

10:5 - 10/13

U.S. Department of Health and Human Services
 Office of Community Planning and Development
 Integrated Disbursement and Information System
 CDBG Housing Activities
 CORPUS CHRISTI, TX

DATE: 09-30-21
 TIME: 11:16
 PAGE: 2

PSY	PROJ	DIS	ACT ID	ACTIVITY NAME	STATUS	CD	CR1	MTX	NTL	TOTAL EST. AMT	% CDBG	DEVTN AMOUNT	OCCUPIED TOTAL	UNITS LVT	% LHM	OCCUPIED OWNER	CUMULATIVE UNITS REITER
2020	1486		8612	Garcia, Vera	COM	144	LVA	19,902.00	100.0	19,902.00	100.0	19,902.00	1	1	100.0	1	0
2020	1495		8614	Garcia, Paul & Della	COM	144	LVA	24,402.00	100.0	24,402.00	100.0	24,402.00	1	1	100.0	1	0
2020	1486		8616	LOPEZ, ETC. M. & YANIELLA ALONSO	COM	144	LVA	19,902.00	100.0	19,902.00	100.0	19,902.00	1	1	100.0	1	0
2020	1486		8622	Ramirez, Arnelia H.	COM	144	LVA	19,902.00	100.0	19,902.00	100.0	19,902.00	1	1	100.0	1	0
2020	1486		8626	Santana, Rosa Dolores	COM	144	LVA	19,902.00	100.0	19,902.00	100.0	19,902.00	1	1	100.0	1	0
2020	1496		8622	Martinez, Sofia M	COM	144	LVA	19,902.00	100.0	19,902.00	100.0	19,902.00	1	1	100.0	1	0
2020	1496		8635	Esparza, Eslee	OPHH	144	LVA	19,902.00	3.0	402.00	3.0	402.00	0	0	3.0	0	0
2020	1486		8639	Harkins, Edlene N	OPEN	144	LVA	0.00	0.0	0.00	0.0	0.00	0	0	0.0	0	0
2020 TOTALS: BUDGET REQUIRING										786,902.00	79.8	636,386.75	3	3	3.0	3	0
COMPLETED										544,996.00	100.0	544,996.00	31	31	100.0	31	0
TOTALS:										1,331,898.00	98.0	1,181,382.75	21	21	100.0	21	0

U.S. - FN11

U.S. Department of Housing and Urban Development
 Office of Community Planning and Development
 Integrated Enforcement and Information System
 CRMS Housing Activities
 CORPUS CHRISTI, TX

DATE: 09-30-21
 TIME: 11:16
 PAGE: 2

2019	1222	8470	Bernon, Concepcion	CON	144	LVH	19,902.00	100.0	19,902.00	1	1	100.0	0
2019	1222	8476	Leung, Richard	CON	144	LVH	19,902.00	100.0	19,902.00	1	1	100.0	0
2019	1222	8477	Maddler, Erben & Anna Isabel	CON	144	LVH	19,902.00	100.0	19,902.00	1	1	100.0	0
2019	1222	8478	Veja, Sylvia Ann	CON	144	LVH	19,902.00	100.0	19,902.00	1	1	100.0	0
2019	1222	8479	Odierney, Evangelina	CON	144	LVH	19,902.00	100.0	19,902.00	1	1	100.0	0
2019	1222	8481	Camacho, Maria E.	CON	144	LVH	19,902.00	100.0	19,902.00	1	1	100.0	0
2019	1222	8483	Campos, Manuel & Rosemarie	CON	144	LVH	19,902.00	100.0	19,902.00	1	1	100.0	0
2019	1222	8488	Washington, Frank	CON	144	LVH	19,902.00	100.0	19,902.00	1	1	100.0	0
2019	1222	8495	Nelson, Dora Gilbert	CON	144	LVH	19,902.00	100.0	19,902.00	1	1	100.0	0
2019	1222	8499	BLUM, Wileneva	CON	144	LVH	19,902.00	100.0	19,902.00	1	1	100.0	0
2019	1222	8501	Trevino, Virginia	CON	144	LVH	19,902.00	100.0	19,902.00	1	1	100.0	0
2019	1222	8502	Diaz, Jesus J.	CON	144	LVH	19,902.00	100.0	19,902.00	1	1	100.0	0
2019	1222	8504	Rodriguez, Maria Dolores	CON	144	LVH	19,902.00	100.0	19,902.00	1	1	100.0	0
2019	1222	8505	Watson, David B.	CON	144	LVH	19,902.00	100.0	19,902.00	1	1	100.0	0
2019	1222	8509	Martinez, Cesauca R.	CON	144	LVH	19,902.00	100.0	19,902.00	1	1	100.0	0
2019	1222	8518	Veja, Terie	CON	144	LVH	19,902.00	100.0	19,902.00	1	1	100.0	0
2019	1222	8519	Garcia, Elie	CON	144	LVH	19,902.00	100.0	19,902.00	1	1	100.0	0
2019	1222	8520	Sanchez, Hilda	CON	144	LVH	19,902.00	100.0	19,902.00	1	1	100.0	0
2019	1222	8523	Garcia, Esperanza	CON	144	LVH	19,902.00	100.0	19,902.00	1	1	100.0	0
2019	1222	8529	Concho, Kazimira S.	CON	144	LVH	19,902.00	100.0	19,902.00	1	1	100.0	0
2019	1222	8531	GARCIA, Clara L.	CON	144	LVH	19,902.00	100.0	19,902.00	1	1	100.0	0
2019	1222	8539	JONES, Patricia A.	CON	144	LVH	19,902.00	100.0	19,902.00	1	1	100.0	0
2019	1222	8539	Lee, Susan M.	CON	144	LVH	19,902.00	100.0	19,902.00	1	1	100.0	0
2019	1222	8564	Serrano, Victor Manuel	CON	144	LVH	19,902.00	100.0	19,902.00	1	1	100.0	0
2019	1222	8564	Quacada, Alice T.	CON	144	LVH	19,902.00	100.0	19,902.00	1	1	100.0	0
2019	1222	8573	Loreto, Gabriela L.	CON	144	LVH	19,902.00	100.0	19,902.00	1	1	100.0	0
2019	1222	8580	Lopez, Anna Wilson	CON	144	LVH	19,902.00	100.0	19,902.00	1	1	100.0	0

TR5 - PR13

U.S. Department of Housing and Urban Development
 Office of Community Planning and Development
 Integrated Disbursement and Information System
 CDBG Housing Activities
 CORPUS CHRISTI, TX

DATE: 03-30-21
 TIME: 11:16
 PAGE: 4

YEAR	PROJ ID	CDBG ACT ID	ACTIVITY NAME	STATUS	CD	NTX HTL CD	Total EST. AMT	% CDBG	DRAWN AMOUNT	CDBG OCCUPIED UNITS TOTAL	UNITS LHM	% LHM	CUMULATIVE OCCUPIED UNITS OWNER	RENTER	
2013 TOTALS: BUDGETED/UNDERWAY															
				COMPLETED			1,356,898.47	100.0	1,356,898.47	41	41	100.0	41	0	
2018 TOTALS: BUDGETED/UNDERWAY															
				COMPLETED			891,573.58	100.0	891,573.58	27	27	100.0	27	0	
2018	3885	6374	Isanti Services (Pork)	COM	144	LHM	677,000.00	100.0	677,000.00	1	1	100.0	1	0	
2018	3886	6379	Delgado, Deborah S.	COM	144	LHM	2,342.00	100.0	2,342.00	1	1	100.0	1	0	
2018	3886	6372	Luna, Adelberto S. & Julia G.	COM	144	LHM	19,500.00	100.0	19,500.00	1	1	100.0	1	0	
2018	3886	6373	Treana, Naysanto & Francis	COM	144	LHM	19,500.00	100.0	19,500.00	1	1	100.0	1	0	
2018	3886	6382	Garcia, Yilda	COM	144	LHM	19,500.00	100.0	19,500.00	1	1	100.0	1	0	
2018	3886	6384	Gonzalez, Silvia E.	COM	144	LHM	19,500.00	100.0	19,500.00	1	1	100.0	1	0	
2018	3886	6385	Martinez, Humberto & Maria D	COM	144	LHM	19,500.00	100.0	19,500.00	1	1	100.0	1	0	
2018	3886	6387	De Camilian, Maria O.	COM	144	LHM	19,500.00	100.0	19,500.00	1	1	100.0	1	0	
2018	3886	6390	Perez, Serrano M.	COM	144	LHM	12,611.72	100.0	12,611.72	1	1	100.0	1	0	
2018	3886	6425	Bonifacio, Juanito S	COM	144	LHM	19,600.00	100.0	19,600.00	1	1	100.0	1	0	
2018	3886	6426	Rodriguez, Orlyis	COM	144	LHM	19,500.00	100.0	19,500.00	1	1	100.0	1	0	
2018	4007	6335	Nueces County WCM PHS	COM	144	LHM	41,506.26	100.0	41,506.26	15	15	100.0	15	0	
2018 TOTALS: BUDGETED/UNDERWAY															
				COMPLETED			891,573.58	100.0	891,573.58	27	27	100.0	27	0	
PCN	PROJ	CDBG	ACT ID	ACTIVITY NAME	STATUS	CD	NTX HTL CD	Total EST. AMT	% CDBG	DRAWN AMOUNT	CDBG OCCUPIED UNITS TOTAL	UNITS LHM	% LHM	CUMULATIVE OCCUPIED UNITS OWNER	RENTER
2017	5330	6339	Dominquez, Dora	COM	144	LHM	402.00	100.0	402.00	1	1	100.0	1	0	
2017	9337	8373	Renob Services	COM	144	LHM	612,751.73	100.0	612,751.73	1	1	100.0	1	0	

IDS - FRI3

U.S. Department of Housing and Urban Development
Office of Community Planning and Development
Integrated Disbursement and Information System

CD05 Housing Activities
003025 CHRISTI, TX

DATE: 09-30-21
TIME: 11:16
PAGE: 5

2017	9338	8273	Whitman, Charles Edward & Stefanie	COM	144	LNH	212,000	100.0	212,000	1	1	100.0	1	0
2017	9338	8273	Daniels, Carol R.	COM	144	LNH	19,402.00	100.0	19,402.00	1	1	100.0	1	0
2017	9339	8258	Rodriguez, Marie	COM	144	LNH	16,402.00	100.0	16,402.00	1	1	100.0	1	0
2017	9339	8259	Socors, Daniela	COM	144	LNH	19,902.00	100.0	19,902.00	1	1	100.0	1	0
2017	9338	8300	Escalante, Hector	COM	144	LNH	15,600.00	100.0	15,600.00	1	1	100.0	1	0
2017	9339	8301	Ruiz, Perlaorne	COM	144	LNH	19,402.00	100.0	19,402.00	1	1	100.0	1	0
2017	9339	8304	Morales, Yara	COM	144	LNH	19,902.00	100.0	19,902.00	1	1	100.0	1	0
2017	9339	8309	Elbert, Ornela	COM	144	LNH	18,402.00	100.0	18,402.00	1	1	100.0	1	0
2017	9339	8310	Herrandez, David	COM	144	LNH	19,902.00	100.0	19,902.00	1	1	100.0	1	0
2017	9339	8311	Rodriguez, Alina	COM	144	LNH	18,402.00	100.0	18,402.00	1	1	100.0	1	0
2017	9339	8315	Mathis, Virginia	COM	144	LNH	19,402.00	100.0	19,402.00	1	1	100.0	1	0
2017	9339	8316	Cassano, Rose Maria	COM	144	LNH	19,902.00	100.0	19,902.00	1	1	100.0	1	0
2017	9339	8317	Mathis, Virginia	COM	144	LNH	19,902.00	100.0	19,902.00	1	1	100.0	1	0
2017	9339	8318	Guerra, Guadalupe	COM	144	LNH	19,902.00	100.0	19,902.00	1	1	100.0	1	0
2017	9339	8321	Young, Wanza	COM	144	LNH	19,902.00	100.0	19,902.00	1	1	100.0	1	0
2017	9339	8324	Cruz, Orestina	COM	144	LNH	19,500.00	100.0	19,500.00	1	1	100.0	1	0
2017	9339	8325	Castro, Manuel H.	COM	144	LNH	19,902.00	100.0	19,902.00	1	1	100.0	1	0
2017	9339	8326	Sanchez, Maria G.	COM	144	LNH	19,902.00	100.0	19,902.00	1	1	100.0	1	0
2017	9339	8327	Aguiar, Lucia	COM	144	LNH	18,402.00	100.0	18,402.00	1	1	100.0	1	0
2017	9339	8328	Munoz, Patricia	COM	144	LNH	402.00	100.0	402.00	1	1	100.0	1	0
2017	9339	8329	Oviera, Rosanna	COM	144	LNH	19,902.00	100.0	19,902.00	1	1	100.0	1	0
2017	9339	8330	Medina, Rigoberto	COM	144	LNH	19,902.00	100.0	19,902.00	1	1	100.0	1	0
2017	9339	8331	Caballero, Steven	COM	144	LNH	19,402.00	100.0	19,402.00	1	1	100.0	1	0
2017	9339	8332	Calkins, Mary	COM	144	LNH	18,202.00	100.0	18,202.00	1	1	100.0	1	0
2017	9339	8333	Vilanova, Julia	COM	144	LNH	19,902.00	100.0	19,902.00	1	1	100.0	1	0
2017	9339	8334	Centeno, Tomas	COM	144	LNH	19,902.00	100.0	19,902.00	1	1	100.0	1	0
2017	9339	8335	Amendorey, Herida P.	COM	144	LNH	19,902.00	100.0	19,902.00	1	1	100.0	1	0
2017	9339	8336	Castillo, Mariana	COM	144	LNH	19,902.00	100.0	19,902.00	1	1	100.0	1	0
2017	9339	8337	Rutcheva, Margarita R.	COM	144	LNH	19,902.00	100.0	19,902.00	1	1	100.0	1	0

U.S. Department of Housing and Urban Development
Office of Community Planning and Development
Emergency Disbursement and Allocation System
CDBG Housing Activities
CDBGUS-CHHS17-1X

DATE: 09-30-21
TIME: 11:15
PAGE: 6

YR	ACT ID	ACTIVITY NAME	STY	CD	CDI	MTX	NLT	EST	AMT	%	CDBG	DRAWN	AMOUNT	TOTAL	OCCUPIED	UNITS	%	UN	CUMULATIVE	OCCUPIED	UNITS	RENTER
2017	9339	8266 Jimenez, Clara	CON	14A	LNH	15,992.00	100.0	15,992.00	100.0	100.0	19,992.00	1	1	100.0	1	100.0	1	0	0	0	0	0
2017	9339	8359 Reyes, Roberto C.	CON	14A	LNH	19,992.00	100.0	19,992.00	100.0	100.0	19,992.00	1	1	100.0	1	100.0	1	0	0	0	0	0
2017	9339	8360 Hargess, Jay R Antonio	CON	14A	LNH	19,992.00	100.0	19,992.00	100.0	100.0	19,992.00	1	1	100.0	1	100.0	1	0	0	0	0	0
2017	9339	8362 Mecerrey-Bardon, Yana M.	CON	14A	LNH	19,992.00	100.0	19,992.00	100.0	100.0	19,992.00	1	1	100.0	1	100.0	1	0	0	0	0	0
2017	9339	8367 Garcia, Yana A.	CON	14A	LNH	19,252.00	100.0	19,252.00	100.0	100.0	19,252.00	1	1	100.0	1	100.0	1	0	0	0	0	0
2017	9339	8371 Garcia, Geraldine	CON	14A	LNH	19,402.00	100.0	19,402.00	100.0	100.0	19,402.00	1	1	100.0	1	100.0	1	0	0	0	0	0
2017	9339	8374 Villarreal, Yana J.	CON	14A	LNH	18,402.00	100.0	18,402.00	100.0	100.0	18,402.00	1	1	100.0	1	100.0	1	0	0	0	0	0
2017	9339	8375 Herrera, Ismael P.	CON	14A	LNH	19,502.00	100.0	19,502.00	100.0	100.0	19,502.00	1	1	100.0	1	100.0	1	0	0	0	0	0
2017	9339	8380 Miranda, Pascale	CON	14A	LNH	402.00	100.0	402.00	100.0	100.0	402.00	1	1	100.0	1	100.0	1	0	0	0	0	0
2017	9339	8420 Kelley, Patricia	CON	14A	LNH	23,466.74	100.0	23,466.74	100.0	100.0	23,466.74	1	1	100.0	1	100.0	1	0	0	0	0	0
2017	9339	8477 Salento, Yana S.	CON	14A	LNH	18,502.00	100.0	18,502.00	100.0	100.0	18,502.00	1	1	100.0	1	100.0	1	0	0	0	0	0
2017	9339	8423 Leal, Joe F, Jr.	CON	14A	LNH	19,992.00	100.0	19,992.00	100.0	100.0	19,992.00	1	1	100.0	1	100.0	1	0	0	0	0	0
2017	9339	8424 Lopez, Ludic	CON	14A	LNH	24,992.00	100.0	24,992.00	100.0	100.0	24,992.00	1	1	100.0	1	100.0	1	0	0	0	0	0
2017	9339	8427 Leal, Smeralda	CON	14A	LNH	19,992.00	100.0	19,992.00	100.0	100.0	19,992.00	1	1	100.0	1	100.0	1	0	0	0	0	0
2017	9343	8275 Soto, Rebecca	CON	14A	LNH	402.00	100.0	402.00	100.0	100.0	402.00	1	1	100.0	1	100.0	1	0	0	0	0	0
2017 TOTALS: RUSH UNDERWAY						3.00	0.0	3.00	0.0	0.0	0	0	0	0	0	0	0	0	0	0	0	
CONTRACT						1,398,522.47	100.0	1,398,522.47	100.0	100.0	1,398,522.47	46	46	100.0	46	100.0	46	0	0	0	0	0
TOTAL						1,398,522.47	100.0	1,398,522.47	100.0	100.0	1,398,522.47	46	46	100.0	46	100.0	46	0	0	0	0	0



U.S. Department of Housing and Urban Development
 Office of Community Planning and Development
 Integrated Disbursement and Information System
 CORPUS CHRISTI, TX
 Selected CDBG and CDBG-CV Accomplishment Report
 Program Year Between 10-01-2020 and 09-30-2021

DATE: 09-30-21
 TIME: 11:35
 PAGE: 1

HOUSING

Matrix Code **Eligible Activity**
 14A Rehab: Single-Unit Residential

Number of Households Assisted
 Total Number of Households Assisted: 38

PUBLIC SERVICES

Matrix Code **Eligible Activity**
 05Z Other Public Services Not Listed in 05A-05Y, 03T

Number of Persons Benefiting
 Total Number of Persons Benefiting: 179,230

PUBLIC IMPROVEMENTS

Matrix Code **Eligible Activity**
 03C Homeless Facilities (not operating costs)
 03E Neighborhood Facilities
 03F Parks, Recreational Facilities
 03Z Other Public Improvements Not Listed in 03A-03S

Number of Persons Benefiting
 Total Number of Persons Benefiting: 19,346



U.S. Department of Housing and Urban Development
 Office of Community Planning and Development
 Integrated Disbursement and Information System
CDBG and CDBG-CV Community Development Block Grant Performance Profile
 RRS1 - CORPUS CHRISTI, TX
 Program Year From 10-01-2020 To 09-30-2021

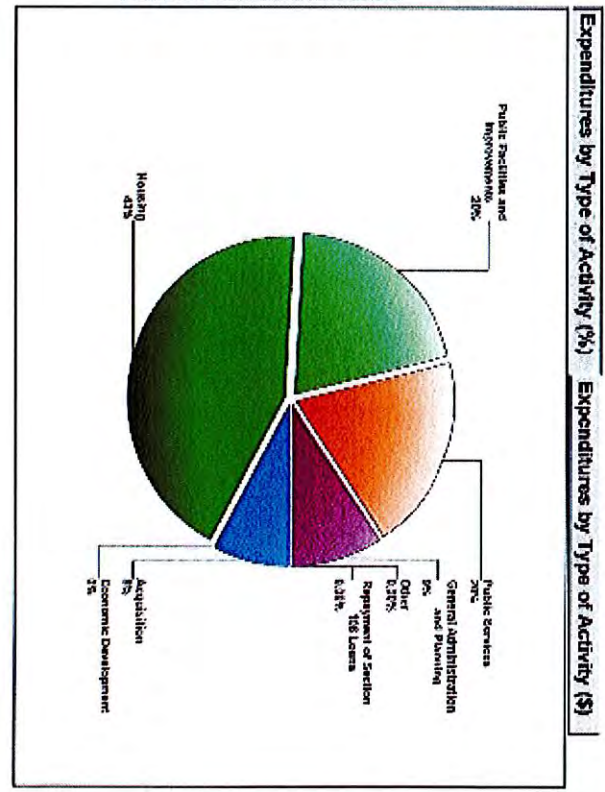
DATE: 09-30-21
 TIME: 11:37
 PAGE: 1
 1

Program Year 2020 Funds

2020 CDBG and CDBG-CV Allocation \$6,658,199.00
 Program Income Received During Program Year 2020 \$554,705.71
 Funds Returned to Local Program Account \$0.00
 During Program Year 2020
 Total Available ¹ \$7,210,904.71

Expenditures ² Type of Activity	Expenditure	Percentage
Acquisition	\$333,568.00	7.71%
Economic Development	\$0.00	0.00%
Housing	\$1,656,911.05	43.11%
Public Facilities and Improvements	\$873,825.99	20.19%
Public Services	\$658,248.21	19.83%
General Administration and Planning	\$398,820.06	9.17%
Other	\$0.00	0.00%
Repayment of Section 108 Loans	\$0.00	0.00%
Total	\$4,328,472.30	100.00%

Timeliness
 Timeliness Ratio - unexpended funds as percent of 2020 allocation 1.77






U.S. Department of Housing and Urban Development
 Office of Community, Planning and Development
 Integrated Disbursement and Information System
CD9G and CD9G-CV Community Development Block Grant Performance Profile
 PR94 - CORPUS CHRISTI, TX
 Program Year From 10-01-2020 To 09-30-2021

DATE: 09-30-21
 TIME: 11:57
 PAGE: 2

Program Targeting

1-Percentage of Expenditures Assisting Low- and Moderate-Income Persons and Households Either Directly or On an Area Basis*	91.52%
2-Percentage of Expenditures That Benefit Low/Mid Income Areas	34.59%
3-Percentage of Expenditures That Aid in The Prevention or Elimination of Slum or Blight	8.48%
4-Percentage of Expenditures Addressing Urgent Needs	0.00%
5-Funds Expended in Neighborhood (Community For State) Revitalization Strategy Areas and by Community Development Financial Institution	\$345,083.22
6-Percentage of Funds Expended in Neighborhood (Community For State) Revitalization Strategy Areas and by Community Development Financial Institution	8.79%





U.S. Department of Housing and Urban Development
 Office of Community Planning and Development
 Integrated Disbursement and Information System
CD8G and CD8G-CV Community Development Block Grant Performance Profile
 PHS-4 - COPUS-CHRSTLTX
 Program Year From 10-01-2020 To 09-30-2021


DATE: 09-30-21
 TIME: 11:57
 PAGE: 3

CD8G Beneficiaries by Racial/Ethnic Category¹

Race	Total	Hispanic
White	93.84%	100.00%
Black/African American	5.62%	0.00%
Asian	0.36%	0.00%
American Indian/Alaskan Native	0.04%	0.00%
Native Hawaiian/Other Pacific Islander	0.00%	0.00%
American Indian/Alaskan Native & White	0.13%	0.00%
Asian & White	0.00%	0.00%
Black/African American & White	0.00%	0.00%
Amer. Indian/Alaskan Native & Black/African Amer.	0.00%	0.00%
Other multi-racial	0.00%	0.00%
Asian/Pacific Islander (valid until 03-31-04)	0.00%	0.00%
Hispanic (valid until 03-31-04)	0.00%	0.00%

Income of CD8G Beneficiaries

Income Level	Percentage
Extremely Low Income (<=30%)	3.87%
Low Income (30-50%)	95.04%
Moderate Income (50-80%)	0.09%
Total Low and Moderate Income (<=80%)	100.00%
Non Low and Moderate Income (>80%)	0.00%



Program Year 2020 Accomplishments



U.S. Department of Housing and Urban Development
Office of Community Planning and Development
Integrated Disbursement and Information System
CDBG and CDBG-CV Community Development Block Grant Performance Profile
PR24 - CORPUS CHRISTI, TX
Program Year From 10-01-2020 To 09-30-2021

DATE: 09-30-21
TIME: 11:57
PAGE: 4

Accomplishment	Number
Actual Jobs Created or Retained	0
Households Receiving Housing Assistance	70
Persons Assisted Directly, Primarily By Public Services and Public Facilities	2,186
Persons for Whom Services and Facilities were Available	197,910 ⁶
Units Rehabilitated-Single Units	35
Units Rehabilitated-Multi Unit Housing	0

Funds Leveraged for Activities Completed: \$0.00

Notes

1. Also, additional funds may have been available from prior years.
2. The return of grant funds is not reflected in these expenditures.
3. Derived by dividing annual expenditures for low-and moderate-income activities by the total expenditures for all activities (excluding planning and administration, except when State planning activities have a national objective) during the program year.
4. For entitlement communities, these data are only for those activities that directly benefit low- and moderate-income persons or households. They do not include data for activities that provide assistance to low- and moderate-income persons on an area basis, activities that aid in the prevention and elimination of slums and blight, and activities that address urgent needs. For states, these data are reported for all activities that benefit low- and moderate-income persons or households, aid in the prevention and elimination of slums and blight, and address urgent needs.
5. This number represents the total number of persons/households for whom services/facilities were available for [in many cases] multiple area benefit activities as reported by grantees. A service or facility meeting the national objective of benefiting low- and moderate-income persons on an area basis is available to all residents of the area served by the activity. If one or more activities had the same or overlapping service areas, the number of persons served by each activity was used to calculate the total number served; e.g., if two activities providing different services had the same service area, the number of persons in the service area would be counted twice; once for each activity.

CITY OF CORPUS CHRISTI
Community Development Block Grant (CDBG) Program

CDBG PROGRAM EXPENDITURES BY ACTIVITY

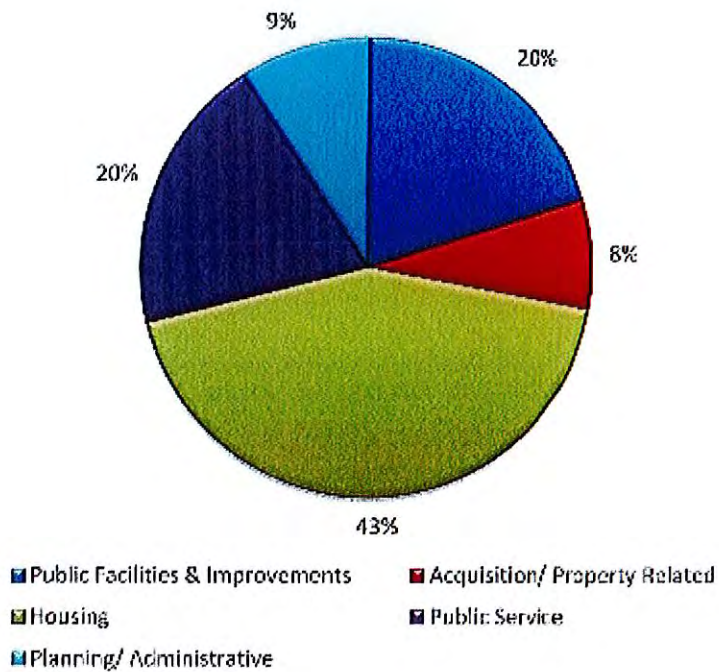
Reporting Period 10/01/2020- 09/30/2021

ACTIVITY	EXPENDITURE (\$)	%	PRIORITY
Public Facilities & Improvements	\$ 873,825.99	20%	Medium
Acquisition/ Property Related	\$ 333,569.00	8%	High
Housing	\$ 1,865,911.05	43%	High
Public Service	\$ 852,245.67	20%	Medium
Planning/ Administrative	\$ 396,920.05	9%	N/A
TOTAL	\$ 4,322,471.76	100%	

**CITY OF CORPUS CHRISTI
COMMUNITY DEVELOPMENT**

**CDBG EXPENDITURES BY ACTIVITY
(Total \$3,079,967.96)**

Reporting Period 10/01/2019- 09/30/2020



CITY OF CORPUS CHRISTI
Community Development Block Grant (CDBG) Program

CDBG-CV PROGRAM EXPENDITURES BY ACTIVITY

Reporting Period 10/01/2020- 09/30/2021

ACTIVITY	EXPENDITURE (\$)	%	PRIORITY
Public Facilities & Improvements		0%	Medium
Acquisition/ Property Related		0%	High
Housing		0%	High
Public Service	\$ 690,365.95	100%	Medium
Planning/ Administrative		0%	N/A
TOTAL	\$ 690,365.95	100%	

**CITY OF CORPUS CHRISTI
COMMUNITY DEVELOPMENT**

**CDBG-CV EXPENDITURES BY ACTIVITY
(Total \$3,079,967.96)**

Reporting Period 10/01/2019- 09/30/2020



100%

- | | |
|------------------------------------|---------------------------------|
| ■ Public Facilities & Improvements | ■ Acquisition/ Property Related |
| ■ Housing | ■ Public Service |
| ■ Planning/ Administrative | |

City of Corpus Christi, Texas
Schedule of Expenditures of Federal and State Awards
For the Fiscal Year Ended September 30, 2020

Federal Grantor/Pass-Through Grantor/ State Grantor/Program or Cluster Title	Federal CFDA or State Award Number	Pass-Through Entity Identifying Number	Passed Through to Subrecipients	Expenditures
Federal Assistance				
U.S. Department of Agriculture				
Passed through Texas Health and Human Services Commission:				
WIC Nutrition & Child Care Nutrition Program	10.557	20170499X-001.2		22,128
WIC Nutrition & Child Care Nutrition Program	10.557	20170499X-001.5		742,174
Total CFDA Number 10.557				<u>764,302</u>
Passed through Texas Department of Agriculture				
Child and Adult Care Food Program	10.558	CF-1001007		4,822
Child Nutrition Cluster				
Summer Food Service Program for Children	10.558	CF-1001007		412
Summer Food Service Program for Children	10.558	CF-1001007		412
Total CFDA Number 10.557				<u>1,112</u>
Total Child Nutrition Cluster				<u>1,112</u>
Total U.S. Department of Agriculture				<u>765,414</u>
U.S. Department of Housing and Urban Development				
Direct Programs				
Community Development Block Grants				
COVID-19 - Green New Deal Green CARES Act Funding	14.215		41,447	170,785
Community Development Block Grant - Supplemental Grant 16-17	14.215		500	500
Community Development Block Grant - Supplemental Grant 17-18	14.215		2,544	21,267
Community Development Block Grant - Supplemental Grant 18-19	14.215		242,813	464,287
Community Development Block Grant - Supplemental Grant 19-20	14.215		710,240	2,315,265
Total CFDA Number 14.215			<u>957,544</u>	<u>3,212,104</u>
Total COVID-19 Supplemental Grants Cluster			<u>957,544</u>	<u>3,212,104</u>
COVID-19 - Emergency Solutions Grants Program - CARES Act Funding	14.221		107,225	132,295
Emergency Solutions Grants Program 16-19	14.221		27,005	27,005
Emergency Solutions Grants Program 19-20	14.221		163,854	178,442
Total CFDA Number 14.221			<u>298,084</u>	<u>337,742</u>
Home Investment Partnerships Program 16-19	14.231		38,514	21,759
Home Investment Partnerships Program 18-19	14.231		77,507	191,255
Home Investment Partnerships Program 16-17	14.231		3,821	46,123
Home Investment Partnerships Program 17-18	14.231		2,611	32,214
Home Investment Partnerships Program 18-19	14.231		--	155,347
Total CFDA Number 14.231			<u>122,453</u>	<u>546,698</u>
Public Housing Assistance Program's related to COVID-19	14.401			125
Total U.S. Department of Housing and Urban Development				<u>4,121,258</u>
U.S. Department of Justice				
Direct Programs				
Edward Byrne Memorial Justice Assistance Grant	16.934	2020 YD 330448		12,591
Edward Byrne Memorial Justice Assistance Grant	16.934	2018 YD 330448		11,253
Total CFDA Number 16.934				<u>23,844</u>
Edward Byrne Memorial Justice Assistance Grant	16.933	2017 DJ 410571	21,463	31,924
Edward Byrne Memorial Justice Assistance Grant	16.933	2018 DJ 410571	--	2,774
Edward Byrne Memorial Justice Assistance Grant	16.933	2019 DJ 410589		6,516
Total Edward Byrne Memorial Justice Assistance Grant			<u>21,463</u>	<u>41,214</u>
Passed through Texas Health and Human Services Commission:				
Food Conservation and Incentive Program	16.733	2018 DJ 410589		24,845
Total CFDA Number 16.733				<u>24,845</u>
Direct Programs				
Federal Government Property	16.922			225,033

The notes to the Schedule of Expenditures of Federal and State Awards are an integral part of this schedule.

City of Corpus Christi, Texas
Schedule of Expenditures of Federal and State Awards
For the Fiscal Year Ended September 30, 2020

Federal Grantor/Pass-Through Grantor State Agency/Program or Cluster Title	Federal CFDA or State Award Number	Pass-Through Entity Identification Number	Passed Through to Subrecipients	Expenditures
Passed Through Office of the Governor/2019-2020 Budget				
Victims of Crime Act	18.575	2019-27-2040391		96,568
Victims of Crime Act	18.575	2019-27-2040391		144,992
Total CFDA Number 18.575				241,560
Victims of Crime - Women's Justice Grant Program	18.525	2019W-2002022		49,959
Passed Through Office of the Attorney General				
Immigrant and Refugee Assistance Program	18.543	2018-MG-46-0869		10,240
Total U.S. Department of Justice			21,605	487,791
U.S. Department of Transportation				
Direct Programs				
Apical Improvement Programs				
Lantern 2015 Selection Disbursement & Associated Today	20.102			741,197
COVID-19 - CARES Act Grant	20.102			58,334
Statewide Terminal Agency	20.102			1,335,496
Seaport's Terminal Agency - Project 1	20.102			4,172,751
Total CFDA Number 20.102				6,347,778
Passed Through Texas Department of Transportation				
Highway Planning and Construction Center:				
Statewide Planning and Construction Center	20.205	2016-20-230		12,097
Emergency Planning and Construction Center	20.205	0716-20-057		78,303
Statewide Planning and Construction Center	20.205	0716-20-058		261,579
Total CFDA Number 20.205				351,979
Passed Through Texas Department of Highways and Public Transportation				
Highway Safety Grants:				
State and Community Highway Safety	20.041	2020-COVID-19-00750		94,123
Total Highway Safety Grants				94,123
Total U.S. Department of Transportation				9,815,496
U.S. Department of the Treasury				
Passed Through Texas Division of Emergency Management				
COVID-19 - Coronavirus Relief Fund	21.079	2020-CF-27019	764,443	11,413,798
Total U.S. Department of the Treasury			764,443	11,413,798
Texas State Library & Archives Commission				
Direct Programs				
Grants to State Historical Museum and Library Services	453.0	15401-19-2004-12		10,761
Total Texas State Library & Archives Commission				10,761
U.S. Department of Health and Human Services				
Passed Through Texas Department of Aging and Disability Services (TADS)				
Passed Through HHS/2020-AAA				
Aging Cluster				
Special Programs for the Aging Title II, Part B				
Grants for Supportive Services and Senior Centers	93.045	403-2243-4		13,291
COVID-19 - Special Programs for the Aging Title II, Part B - Nurturing Sites, CARES	93.045	403-2243-4		24,294
COVID-19 - Special Programs for the Aging Title II, Part B - Nurturing Sites, CARES	93.045	403-2243-4		230,202
Special Programs for the Aging Title II, Part B - Nurturing Sites, COVID-19	93.045	403-2243-4		424,815
Total CFDA Number 93.045				702,602
Multi-Tier Services, Incentive Program	93.053	403-2243-4		18,896
Total Aging Cluster				721,498

The Notes to the Schedule of Expenditures of Federal and State Awards are an integral part of this schedule.

City of Corpus Christi, Texas
Schedule of Expenditures of Federal and State Awards
For the Fiscal Year Ended September 30, 2020

Federal Grantor/Pass-Through Grantor/ State Grantor/Program or Cluster Title	Federal CFDA or State Award Number	Pass-Through Activity Identifying Number	Passed Through to Subrecipients	Expenditures
Passed Through from Federal/State Health Services				
CPS Laboratory Response Network-PHF	93.059	517-1011400001-01		165,535
CPS Laboratory Response Network-PHF	93.059	517-101470001-04		27,452
Total CFDA Number 93.059				<u>192,987</u>
Project Grants and Cooperative Agreements for Tuberculosis Control Programs	93.110	H-80003940001-01		16,555
Tuberculosis Control Programs	93.110	H-80006610001-02		6,622
Total CFDA Number 93.110				<u>23,177</u>
2017 Hurricane Relief Health Data Response	93.354	H-8000713001-04		48,292
COVID-19 - Community 2019	93.354	H-80007880001-01		100,297
COVID-19 - Community 2019	93.354	H-80008080001-0001		28,455
Total CFDA Number 93.354				<u>177,044</u>
Emergency Grants	93.288	H-80001400001-01		29,402
Emergency Grants	93.288	H-80001400001-02		20,297
Total CFDA Number 93.288				<u>49,699</u>
Preventive Health and Health Services Block Grant	93.391	H-80004700001		71,296
Passed Through from Department of Family and Protective Services				
Promoting Safe and Stable Families	93.564	G-100120155	93,251	145,429
Total U.S. Department of Health and Human Services			<u>93,251</u>	<u>2,159,203</u>
Cooperation for National and Community Service Direct Programs				
Retired Senior Volunteer Program	94.002	7530470037		5,416
Retired Senior Volunteer Program	94.002	7530470037		12,254
Retired Senior Volunteer Program	94.002	7530470118		23,181
Retired Senior Volunteer Program	94.002	7530470110		18,259
Retired Senior Volunteer Program	94.002	7530470037		221
Total CFDA Number 94.002				<u>59,331</u>
Foster Grandparent/Service Computation Cluster				
Service Computation Program	94.016	8500401001		13,560
Service Computation Program	94.016	8500401002		228,221
Service Computation Program	94.016	8500401003		117,165
Total CFDA Number 94.016				<u>358,946</u>
Total Foster Grandparent/Service Computation Cluster				<u>358,946</u>
Total Cooperation for National and Community Service				
				<u>358,946</u>
Executive Office of the President				
Direct Programs				
High Intensity Drug Trafficking Area Program	95.001	G-101000004		35,166
High Intensity Drug Trafficking Area Program	95.001	G-101000004		66
Total CFDA Number 95.001				<u>35,232</u>
Total Executive Office of the President				<u>35,232</u>

The Notes to the Schedule of Expenditures of Federal and State Awards are an integral part of this schedule.

City of Corpus Christi, Texas
Schedule of Expenditures of Federal and State Awards
For the Fiscal Year Ended September 30, 2020

Federal Grantor/Pass-Through Grantor State Grantor/Program or Cluster Title	Federal CFDA or State Award Number	Pass-Through Entry Identifying Number	Passed Through to Subrecipients	Expenditures
U.S. Department of Homeland Security				
Disaster Relief - Disaster Department of U.S. to State				
Disaster Grants - Public Assistance				
CUDA#18 - Damage to Sewer Main - Cameron Neel	27.205	PA-08-D-4332-FW01787		15,995
Atison WWP - Bell Press	27.284	PA-08-D-4332-FW01694		4,974
CDA - Storage Building	27.206	PA-08-D-4332-FW01784		39,633
San GA Henge #1	27.284	PA-08-D-4332-FW01783		173
Factory Closure - Worker Unemployment	27.205	PA-08-D-4332-FW01610		267,311
Newport Port Road Repair	27.206	PA-08-D-4332-FW01498		174,943
Total CFDA Number 27.206				<u>308,141</u>
Emergency Management - Performance Grant	27.242	F010112414K026		56,700
Passed Through to Local County				
FY18 Operation & Maintenance Grant Program	27.267	DW-2018-88-0502-001		184,170
FY19 Operation & Maintenance Grant Program	27.267	DW-2019-03-0004-001		12,410
Passed Through Office of the Texas Comptroller - Homeland Security Grants Division (HSGD)				
SMART Solutions & Improved Town Enhancement	27.267	F0W-2019-01-0000-001		72,264
Total CFDA Number 27.267				<u>225,795</u>
Total U.S. Department of Homeland Security				<u>533,941</u>
Total Federal and Passed Through Assistance			\$ 1,005,770	\$ 27,211,420

The notes to the Schedule of Expenditures of Federal and State Awards are an integral part of this schedule.

City of Corpus Christi, Texas
Schedule of Expenditures of Federal and State Awards
For the Fiscal Year Ended September 30, 2020

<u>Federal Grantor/Pass-Through Grantor State Grantor/Program or Cluster Title</u>	<u>Federal CFDA or State Award Number</u>	<u>Pass-Through Entity Identifying Number</u>	<u>Passed Through to Subrecipients</u>	<u>Expenditures</u>
State Assistance:				
State Comptroller of Public Accounts				
Texas Department of Agriculture				
<u>Direct Program:</u>				
Texas Feeding Texans Program	HLM 19-4161			29,815
Texas Feeding Texans Program	HLM 20-3167			10,115
Total Texas Department of Agriculture				<u>39,930</u>
Texas Department of Family and Protective Services				
<u>Direct Program:</u>				
Community Youth Development	G 1521RPPSS		174,025	251,250
Total Texas Department of Family and Protective Services			<u>174,025</u>	<u>251,250</u>
Texas Department of Public Safety				
<u>Direct Program:</u>				
Local Responder Security	2220 8L 310 4			25,341
Total Texas Department of Public Safety				<u>25,341</u>
Texas Department of State Health Services				
<u>Direct Program:</u>				
IMVIT	H45202481700201			8,266
Immunization Grants	H45202140200201			1,141,151
Regional Local Services System	H4520217620021			35,269
Regional Local Services System	H4520217620021			1,745
Total Regional Local Services System program				<u>37,014</u>
REGULAIR	H 15200450100029			72,229
REGULAIR	H 15200450300029			5,480
REGULAIR (only FY 19-20)	H 152004521000201			4,392
Total REG. Program				<u>82,101</u>
Total Texas Department of State Health Services				<u>116,746</u>

The Notes to the Schedule of Expenditures of Federal and State Awards are an integral part of this schedule.

City of Corpus Christi, Texas
Schedule of Expenditures of Federal and State Awards
For the Fiscal Year Ended September 30, 2020

Federal Grantor/Pass-Through Grantor State Grantor/Program or Cluster Title	Federal CFDA or State Award Number	Pass Through Entity Identification Number	Passed Through to Subrecipients	Expended
Texas Department of Motor Vehicles				
Direct Programs				
Corpus Christi Auto Theft Prevention Grant	608 26 1782003			359,640
Corpus Christi Auto Theft Prevention Grant	608 21 1782003			48,950
Total Corpus Christi Auto Theft Prevention Program				408,519
Total Texas Department of Motor Vehicles				408,519
Texas Department of Emergency Management				
Direct Programs				
Aliso WWTWP - Ball Field	IE06-4332 PA-PWC1011			219
City-Clean & Healthy Bldg	IE06-4332 PA-PWC1024			1,459
Greenwood WWTWP - Fence	IE06-4332 PA-PWC1017			456
Whitcomb WWTWP - Fence	IE06-4332 PA-PWC1017			1,457
One WWTWP Light Pole	IE06-4332 PA-PWC1033			242
Whitecap WWTWP - Light Station	IE06-4332 PA-PWC1029			478
Greenwood WWTWP Chrome Bldg	IE06-4332 PA-PWC1034			914
Greenwood WWTWP Ball Field/Box/Booms	IE06-4332 PA-PWC1204			1,218
East Side of Ball Field/Box/Booms	IE06-4332 PA-PWC1210			1,465
Armed Child/Water Ch. Alarm	IE06-4332 PA-PWC1211			747
Whitcomb WWTWP Office 10707A	IE06-4332 PA-PWC1221			265
Veronica's Garden Museum	IE06-4332 PA-PWC1234			1,167
Science Museum - Mechanical (Flooring & Fence)	IE06-4332 PA-PWC1235			7,952
Aliso WWTWP - Fence	IE06-4332 PA-PWC1245			418
Indio & Rosita Diaz Vocational School Library	IE06-4332 PA-PWC1277			246
Indio & Rosita	IE06-4332 PA-PWC1285			455
Trans Area/Concession Stand Westside	IE06-4332 PA-PWC1300			471
City of Corpus Christi Report & Amend #1	IE06-4332 PA-PWC1392			2,165
Fire Station 1 & Park Open Field Site	IE06-4332 PA-PWC1445			812
OSD WWTWP - Shower House 2	IE06-4332 PA-PWC1468			1,125
Laguna WWTWP	IE06-4332 PA-PWC1512			420
Greenwood WWTWP - Steam Room/Inn Concess	IE06-4332 PA-PWC1551			574
Laguna WWTWP - Shower Room	IE06-4332 PA-PWC1552			252
Laguna WWTWP - Light Station	IE06-4332 PA-PWC1552			251
Greenwood Inn, Corbis	IE06-4332 PA-PWC1572			239
OSD WWTWP - Ball Field	IE06-4332 PA-PWC1597			259
Playmate Public Library	IE06-4332 PA-PWC1600			450
La Brea Public Center, Library	IE06-4332 PA-PWC1655			7,071
HEE Pool Bathrooms	IE06-4332 PA-PWC1657			375
One WWTWP Shower House 4	IE06-4332 PA-PWC1655			2,254
Greenwood WWTWP - Shower Bldg	IE06-4332 PA-PWC1704			249
East Side of Ball Field/Box/Booms 11707	IE06-4332 PA-PWC1728			850
Aliso WWTWP - Light Pole	IE06-4332 PA-PWC1751			679
Fire Station #1	IE06-4332 PA-PWC1797			1,031
Aliso WWTWP Shower/Men	IE06-4332 PA-PWC2254			247
Old Stevedore Club Site	IE06-4332 PA-PWC2245			9,120
Front Beach Bldg - Fire Alarm & Door System	IE06-4332 PA-PWC2272			2,280
One WWTWP Men's Clinic	IE06-4332 PA-PWC2291			1,791
CCWA - Storage Building	IE06-4332 PA-PWC2295			3,700
CCWA - Apartment Entrance Monument Sign & Electric Work	IE06-4332 PA-PWC2292			597
Packery Charitable Water Line Repair	IE06-4332 PA-PWC2310			25,743
Armed Child Bank Office	IE06-4332 PA-PWC2317			8,000
City Hall Bldg Insulating Assessment	IE06-4332 PA-PWC2402			652
Police Comm Tower Mount with KID-19	IE06-4332 PA-PWC2415			691
Police Comm Tower Mount Stand Site	IE06-4332 PA-PWC2417			542
CCWA - Arson Complex Rescue Station with Monitors	IE06-4332 PA-PWC2526			1,268
Total Texas Department of Emergency Management				87,469
Total State and Passed Through Assistance			\$ 174,023	\$ 1,149,294

The Notes to the Schedule of Expenditures of Federal and State Awards are an integral part of this schedule.

City of Corpus Christi, Texas

Notes to the Schedule of Expenditures of Federal and State Awards
For the Fiscal Year Ended September 30, 2020

Note 5. Expenditures Incurred in a Prior Year

The City disclosed amounts in the Schedule for expenditures incurred in a prior year as follows:

Description	Amount
Federal Program CFDA Number 97.035 - Texas Department of Public Safety, Public Assistance Grant	
2015 Disaster CCCC06F - Damage to Sewer Main - Cimarron Blvd	\$ 155,961
East EA Hangar #1	(73)
Packery Channel Water Line Repair	167,314
Federal Program CFDA Number 20.106 - U.S. Department of Transportation, Airport Assistance	
Runway 17/35 Extension Displacement & Associated Parkway	746,127
State Program - Texas Department of Emergency Management, Public Assistance Grant	
Alison WWTP - Ben Press	277
City County Health Bldg	1,457
Greenwood WWTP - Fence	436
Whitesop WWTP - Fence	1,427
Oso WWTP Light Pole	242
Whitesop WWTP - Lift Station	478
Greenwood WWTP Chlorine Bldg	366
Greenwood WWTP 3e Press/DayBoors	1,214
Fire Stn #16-Park Ops/Vehicle	1,468
Animal City/Vector Ctrl Admin	247
Whitesop WWTP office 18097A	263
Xeriscape Garden Museum	1,167
Science Museum - Mechanical (Blowing & fence)	7,092
Lincoln Rec Ctr Courts covers & Ctr bldg	248
Lincoln Rec Ctr	658
Press Box/Concession Int. Windows	171
City Hall Knot Repair & Anchor 1	2,166
Fire Stn #14-Park Ops-Fuel Stn	812
Oso WWTP - Blower House 2	1,125
Laguna WWTP	420
Greenwood WWTP Sodium Bisulfite Canopy	596
Laguna WWTP - Blower Room	282
Laguna WWTP - Lift Station	281
Greenwood Sr. Center	239
Oso WWTP - Bell Press	239
Mayland Public Library	450
La Reforma Central Library	7,871
1-16 Local Bathhouse	308
Oso WWTP Blower House 4	2,286
Greenwood WWTP - Blower Bldg	249
Fire Stn #14-Park Ops-Admin E17029	000
Alison WWTP - Light Pole	679
Fire Station #11	1,801
Alison WWTP Blower Motor	247
O.N. Stevens Oil Shed	3,120
East Bank Bldg - Fire Admin & Day Svcs	2,250
Oso WWTP Main Office	1,721
CCIA - Amph Entrance Monument Sign & Electrical Vault	397
Packery Channel Water Line Repair	25,746
Public Assistance Grant, American Bank Center	8,020
City Hall Bldg Engineering Assessment	652
Police Comm Tower Model Site KRIS-TV	691
Police Comm Tower Historic Island Site	642
CCIA - Alison Complex Rescue Station/Maintenance	1,348
Total	\$ 918,405

Attachment 4

CITY OF CORPUS CHRISTI

FY2020 CAPER

ATTACHMENT 4

Appendix 1	PR-23 - HDME Summary of Accomplishments
Appendix 2	PR-33 - Home Match Liability Report
Appendix 3	HOMF Match Log
Appendix 4	HUD - 40107-A Home Match Report
Appendix 5	Home Monitoring List



U.S. Department of Housing and Urban Development
 Office of Community Planning and Development
 Integrated Disbursement and Information System
 HOME Summary of Accomplishments

DATE: 09-30-21
 TIME: 11:26
 PAGE: 1

Program Year: 2020
 Start Date: 01-Oct-2020 - End Date: 30-Sep-2021
CORPUS CHRISTI
Home Disbursements and Unit Completions

Activity Type	Disbursed Amount	Units Completed	Units Occupied
1334-Families	\$43,240.50	6	6
First Time Homebuyers	\$63,742.07	10	10
Existing Homeowners	\$643,735.48	7	7
Total: Rentals and 1533s	\$42,042.00	3	5
Total: Homebuyers and Homeowners	\$717,467.56	17	17
Grand Total	\$780,508.05	23	23



U.S. Department of Housing and Urban Development
 Office of Community Planning and Development
 Integrated Disbursement and Information System
 HOME Summary of Accomplishments

DATE: 09-30-21
 TIME: 11:26
 PAGE: 2

Program Year: 2020
 Start Date: 01-Oct-2020 - End Date: 30-Sep-2021
CORPUS CHRISTI

Home Unit Completions by Percent of Area Median Income

Activity Type	Units Completed					
	0% - 30%	31% - 50%	51% - 60%	61% - 80%	Total 0% - 60%	Total 0% - 80%
TRRA Families	6	0	0	2	6	6
First Time Homebuyers	0	0	0	13	0	10
Existing Homeowners	2	3	2	3	7	7
Total, Rentals and TRRA	6	0	0	2	6	6
Total, Homebuyers and Homeowners	2	3	2	15	7	17
Grand Total	8	3	2	10	13	23

Home Unit Reported As Vacant

Activity Type	Reported as Vacant
TRRA Families	0
First Time Homebuyers	0
Existing Homeowners	0
Total, Rentals and TRRA	0
Total, Homebuyers and Homeowners	0
Grand Total	0



U.S. Department of Housing and Urban Development
 Office of Community Planning and Development
 Integrated Disbursement and Information System
 HOME Summary of Accomplishments

DATE: 09-30-21
 TIME: 11:26
 PAGE: 3

Program Year: 2020
 Start Date: 01-Oct-2020 - End Date: 30-Sep-2021
 CORPUS CHRISTI

Home Unit Completions by Racial / Ethnic Category

	TBRA Families		First Time Homebuyers		Existing Homeowners	
	Units Completed -	Hispanics	Units Completed -	Hispanics	Units Completed -	Hispanics
White	5	2	8	8	7	7
Black/African American	1	0	2	0	0	0
Total	6	2	10	8	7	7

	Total, Remolds and TBRA		Total, Homebuyers and Homeowners		Grand Total	
	Units Completed -	Hispanics	Units Completed -	Hispanics	Units Completed -	Hispanics
White	5	2	15	15	20	17
Black/African American	1	0	2	0	3	0
Total	6	2	17	15	23	17

IDIS - PR33

U.S. Department of Housing and Urban Development
 Office of Community Planning and Development
 Integrated Disbursement and Information System
 Home Matching Liability Report

CORPUS CHRISTI, TX

DATE: 09-30-21
 TIME: 11:33
 PAGE: 1

Fiscal Year	Match Percent	Total Disbursements	Disbursements Requiring Match	Match Liability Amount
1997	12.5%	\$132,117.05	\$365,163.57	\$45,645.44
1998	12.5%	\$1,465,656.21	\$1,362,977.00	\$170,372.12
1999	12.5%	\$1,315,995.57	\$1,224,405.84	\$153,050.73
2000	12.5%	\$1,643,338.22	\$1,496,046.71	\$187,005.83
2001	12.5%	\$2,593,421.97	\$2,416,790.16	\$302,098.77
2002	12.5%	\$2,563,569.78	\$2,359,047.24	\$294,890.90
2003	12.5%	\$2,238,260.07	\$2,080,132.25	\$260,016.53
2004	12.5%	\$1,335,089.29	\$1,159,686.00	\$144,960.75
2005	12.5%	\$954,233.06	\$786,898.00	\$96,362.25
2006	12.5%	\$1,439,834.10	\$1,249,862.70	\$156,232.83
2007	12.5%	\$1,422,757.83	\$1,152,376.92	\$144,047.11
2008	12.5%	\$1,497,731.39	\$1,320,072.89	\$165,009.11
2009	12.5%	\$1,573,641.26	\$1,482,729.18	\$185,341.14
2010	12.5%	\$1,139,818.27	\$1,192,427.57	\$149,033.44
2011	12.5%	\$1,000,946.47	\$815,522.52	\$101,940.31
2012	12.5%	\$1,368,361.26	\$1,227,463.05	\$153,432.88
2013	12.5%	\$1,613,848.85	\$1,428,401.07	\$178,550.13

IDIS - PR33

U.S. Department of Housing and Urban Development
Office of Community Planning and Development
Integrated Disbursement and Information System
Home Matching Liability Report

DATE: 09-30-21
TIME: 11:33
PAGE: 2

2014	12.5%	\$2,198,131.30	\$2,124,902.63	\$265,612.82
2015	12.5%	\$1,142,028.79	\$1,142,028.79	\$142,753.59
2016	12.5%	\$1,503,347.97	\$1,423,617.10	\$177,952.13
2017	25.0%	\$865,914.26	\$831,478.12	\$207,869.53
2018	25.0%	\$283,708.43	\$241,653.76	\$60,413.44
2019	25.0%	\$698,976.98	\$626,017.85	\$156,504.46
2020	0.0%	\$519,288.76	\$0.00	\$0.00

HOME MATCH LOG FY2020/2021

25.0%

Project Number	Date Project Committed	Project Address	Proj Type	HOME Funds		Date HOME'S Expended		Value of Match	Type of Match	Date Match Recognized	Comments
				Expended	200.00	Expended	200.00				
Type A	12/28/2020	4929 Primrose Dr	O	5912.48		10/29/2020	1813.01	10000.00	CASH	12/28/2020	AH-183% Sales & Use Tax
Type A	11/5/2020	4730 Broughton	O	5435.51		10/29/2020	1478.12	10000.00	CASH	11/21/2019	AH-183% Sales & Use Tax
Type A	12/8/2020	2841 Huccon	O	5438.75		11/5/2020	1538.40	10000.00	CASH	11/30/2020	AH-183% Sales & Use Tax
Type A	2/4/2021	5555 Bladsworth	O	5232.35		2/23/2021	1374.69	10000.00	CASH	1/5/2021	AH-183% Sales & Use Tax
Type A	3/17/2021	2417 Coyde St	O	5228.00		3/17/2021	1523.09	10000.00	CASH	2/23/2021	AH-183% Sales & Use Tax
Type A	6/22/2021	1214 Prince Dr	O	7474.00		6/25/2021	1988.50	10000.00	CASH	4/21/2021	AH-183% Sales & Use Tax
Type A	6/13/2021	2427 Mangrove	O	11712.17		6/14/2021	2926.24	10000.00	CASH	7/7/2021	AH-183% Sales & Use Tax
Type A	5/23/2021	705 Mainline	O	11691.68			2995.42	3149.64	CASH		AH-183% Sales & Use Tax
2009PI		5334 Nobleson	AH	4050.00		10/13/2020	1015.00	34304.00	PI	12/13/2020	Rehab
2009PI		1546 Ingren	AH	8194.00		10/27/2020	2048.50	5000.00	PI	12/13/2020	Rehab
8421	1/11/2020	AHRI	AH	1630.00		1/15/2020	472.50				
2003PI		- 629 Main	AH	70000.00		11/10/2020	17500.00	465.00	PI	11/12/2020	Rehab
8472	10/29/2020	Caree de Mariana	AH								
2004PI		4518 Ramers	AH	288338.00		2/11/2021	71334.75	1738.95	PI	12/9/2020	Rehab
8532	7/28/2020	Fish Pond	AH	8725.00		12/29/2020	1691.25				
8535	1/5/2021	AHRI	AH	1649.50		1/20/2021	462.25				
8421	1/20/2021	AHRI	AH	3504.00		1/20/2021	901.00				
8535	3/8/2021	AHRI	AH	5357.00		3/11/2021	1539.25				
8421	3/11/2021	AHRI	AH	11220.00		3/22/2021	2805.00				
2009PI		1126 HONEY	AH	2298.00		6/8/2021	674.50	12700.21	PI	6/23/2021	Rehab
8421	4/12/2021	AHRI	AH	4608.00		5/8/2021	1201.50				
8535	6/18/2021	AHRI	AH	2193.00		6/18/2021	548.25				
2009PI		2830 Serinas	AH	7888.00		7/7/2021	1974.75	7000.85	PI	6/23/2021	Rehab
8421	7/27/2021	AHRI	AH	4797.00		8/12/2021	1198.25				
8535	7/27/2021	AHRI	AH	4511.00		8/12/2021	1227.75				
8421	8/9/2021	AHRI	AH	543.42		8/13/2021	135.96				
8535	8/15/2021	AHRI	AH	3405.50		8/30/2021	832.36				
8421	8/15/2021	AHRI	AH	898.00		8/30/2021	224.75				
8421	9/24/2021	AHRI	AH	1808.00		9/14/2021	489.75				
8535	9/24/2021	AHRI	AH	4801.00		9/14/2021	1212.75				
2009PI		622 Cange	AH					125845.00	PI	9/14/2021	Rehab
2009PI		4528 Batters	AH					7527.53	PI	9/14/2021	Rehab
2009PI		2110 Federick	AH					112734.62	PI	9/29/2021	Rehab
2010PI		2701 Serina	AH					152162.65	PI	9/29/2021	Rehab
2011PI		2030 Mandy Lane	AH					3170.87	PI	9/29/2021	Rehab
2012PI		317 Boodle	AH					94707.60	PI	9/29/2021	Rehab
8421	9/15/2021	AHRI	AH	1995.00		9/29/2021	479.75				

8555	9132221	AHR	AH	1888.00	0/28/2021	487.20				TRNA
			Sub total	150568.03	Total Obligation	128874.26	783787.97	Bond Bal Carried Forward		5129062.043
			Total	150568.03	Balance brought forward	31850.78	77404.80	25% on current year obligation		37742.0275
					Match Balance Carried forward	783177.53	791942.97	Bond Balance Forward		5281620.705
							Other Match Forward			2769896.853

AH- AFFORDABLE HOUSING
 MB = MODEL BLOCK PROJECT
 HH = HOUSEHOLD FURNISH
 Type A = Affordable Housing tax fees

HOME Match Report

U.S. Department of Housing and Urban Development
Office of Community Planning and Development

OMB Approval No. 2506-0117
(exp. 08/31/2025)

Part I Participant Identification

1. Participant No. (assigned by HUD)	2. Name of the participating jurisdiction	3. Name of Contact Person completing this report	Match Contributions for Federal Fiscal Year (YYYY)	2020
M-2-AMC-45-0502	CITY OF CORPUS CHRISTI	DEBRA DAVENPORT		
5. Street Address of the Participating Jurisdiction	1201 LEOPARD STREET	4. Contact Person Number (include area code)	381-528-3014	
6. City	CORPUS CHRISTI	7. State	TX	8. ZIP Code
				79401

Part II Fiscal Year Summary

1. Excess match from prior Federal fiscal year	\$	7,749,459.59
2. Match contributed during current Federal fiscal year (see Part III.2)	\$	73,149.64
3. Total match available for current Federal fiscal year (line 1 + line 2)	\$	7,822,609.23
4. Match liability for current Federal fiscal year	\$	0.00
5. Excess match carried over to next Federal fiscal year (line 3 minus line 4)	\$	7,822,609.23

Part III Match Contribution for the Federal Fiscal Year

1. Project No. or Other ID	2. Date of Contribution (mm/dd/yyyy)	3. Cash (non-Federal source)	4. Corporate Taxes, Fees, Charges	5. Appraised Land/Real Property	6. Required Infrastructure	7. Site Preparation, Construction Materials, Contracted Labor	8. Bond Financing	9. Total Match
8516	10/28/2020	10000.00						10000.00
8542	10/28/2020	10000.00						10000.00
8038	10/28/2020	10000.00						10000.00
8543	11/30/2020	10000.00						10000.00
8587	11/8/2021	10000.00						10000.00
8578	2/24/2021	10000.00						10000.00
8590	4/22/2021	10000.00						10000.00
8815	7/8/2021	10000.00						10000.00
8829	8/25/2021	3149.64						3149.64
2001PI	10/13/2020	34304.00						34304.00
2002PI	10/13/2020	500.00						500.00

1. Project No. or Other ID	2. Date of Contribution (mm/dd/yyyy)	3. Cash (not-Federal source)	4. Foregone Taxes, Fees, Charges	5. Appraised and Real Property	6. Required Infrastructure	7. Site Preparation, Construction Materials, Demolition Item	8. Bond Financing	9. Total (Total)
2002P1	10/13/2020	500,000						500,000
2003P1	11/10/2020	496,000						496,000
2004P1	12/08/2020	1735,985						1,735,986
2005P1	06/02/2021	127501.21						127501.21
2006P1	6/28/2021	70012.85						70012.85
2007P1	6/14/2021	120845.00						120845.00
2008P1	5/14/2021	7527.58						7527.58
2009P1	05/28/2021	112734.62						112734.62
2010P1	09/28/2021	132102.65						132102.65
2011P1	09/28/2021	3170.87						3170.87
2012P1	09/28/2021	94707.60						94707.60

Project	Date of Inspection	Files Monitored/Units Inspected	Unit Findings/Corrections	File Findings/Corrections
AHRI 1013 BOOBY	5/14/2021	5 HOME FILES/NO UNIT INSPECTED	Waivers refer to the attached availability of Waivers and Suspensions of the HOME Program Requirements in Response to COVID -19 Pandemic memorandum effective April 29th on waiving the requirement to perform ongoing on-site inspections. The waiver HAS BEEN EXTENDED AND in effect through SEPTEMBER 30, 2021. Within 120 days of the end of this waiver period, the contract administrator will schedule and physically inspect units that would have been subject to ongoing inspections during the	B2,D4,E5,F6; No findings- closed 06/15/21
HACIENDA SENIOR	5/14/2021	4 HOME FILES/NO UNIT INSPECTED	SAME AS ABOVE	1102,1104,2112,2307; No findings - Closed 08/02/21
AHRI TBRA FY19	5/14/2021	3 Files/3 Units	SAME AS ABOVE	1,2,3,4;No findings - Closed 08/18/2021
CASA DE MANANA	TBD	TBD	SAME AS ABOVE	TBD

Attachment 5

CITY OF CORPUS CHRISTI

FY2020 CAPER

ATTACHMENT 5

- Appendix 1 ESG Expenditures Funds Table
- Appendix 2 ESG Expenditures by Activity Table
- Appendix 3 ESG Pie Chart
- Appendix 4 ESG-CV Expenditures Funds Table
- Appendix 5 ESG-CV Expenditures by Activity Table
- Appendix 6 ESG-CV Pie Chart
- Appendix 7 SAGF Report
- Appendix 8 ESG Monitoring List

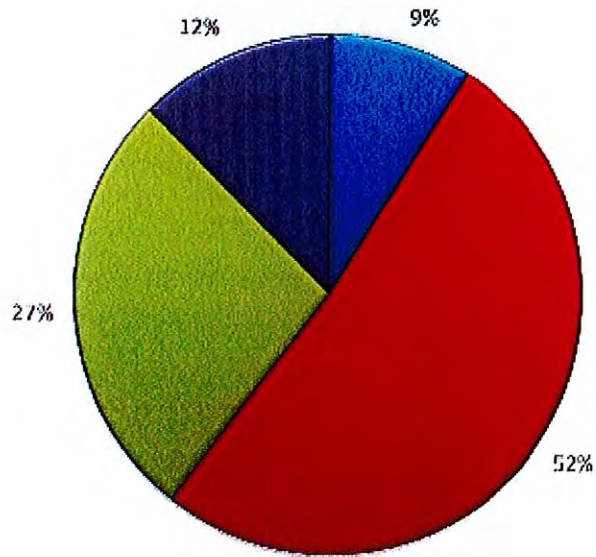
ESG EXPENDITURES 2018-2020 FUNDS

	Adminlstration	Emergency Shelter	Homeless Prevention	Rapid Re-housing	TOTAL
2018	\$ -	\$ -	\$ 6,574.31	\$ 2,567.00	\$ 9,141.31
2019	\$ 2,259.54	\$ 5,591.01	\$ 23,112.08	\$ 9,569.91	\$ 40,532.54
2020	\$ 17,467.00	\$ 107,607.04	\$ 29,674.25	\$ 15,223.00	\$ 169,971.29
TOTALS FOR ALL YEARS	\$ 19,726.54	\$ 113,198.05	\$ 59,360.64	\$ 27,359.91	\$ 219,645.14

**CITY OF CORPUS CHRISTI
COMMUNITY DEVELOPMENT**

**ESG EXPENDITURES BY ACTIVITY
(Total \$219,645.14)**

Reporting Period 10/01/2020- 09/30/2021



■ Administration ■ Emergency Shelter ■ Homeless Prevention ■ Rapid Re-housing

CITY OF CORPUS CHRISTI

ESG EXPENDITURES BY ACTIVITY

Reporting Period 10/01/2020- 09/30/2021

ACTIVITY	EXPENDITURE (\$)	%	PRIORITY
Administration	\$ 19,726.54	9%	High
Emergency Shelter	\$ 113,198.05	52%	High
Homeless Prevention	\$ 59,360.64	27%	High
Rapid Re-housing	\$ 27,359.91	12%	High
TOTAL	\$ 219,645.14	100%	

ESG-CV EXPENDITURES 2018-2020 FUNDS

	HMIS	Emergency Shelter	Homeless Prevention	Rapid Re-housing	TOTAL
2018	\$ -	\$ -			\$ -
2019					\$ -
2020	\$ 12,711.43	\$ 32,151.20	\$ 434,033.60	\$ 5,848.25	\$ 484,744.48
TOTALS FOR ALL YEARS	\$ 12,711.43	\$ 32,151.20	\$ 434,033.60	\$ 5,848.25	\$ 484,744.48

CITY OF CORPUS CHRISTI

ESG-CV EXPENDITURES BY ACTIVITY

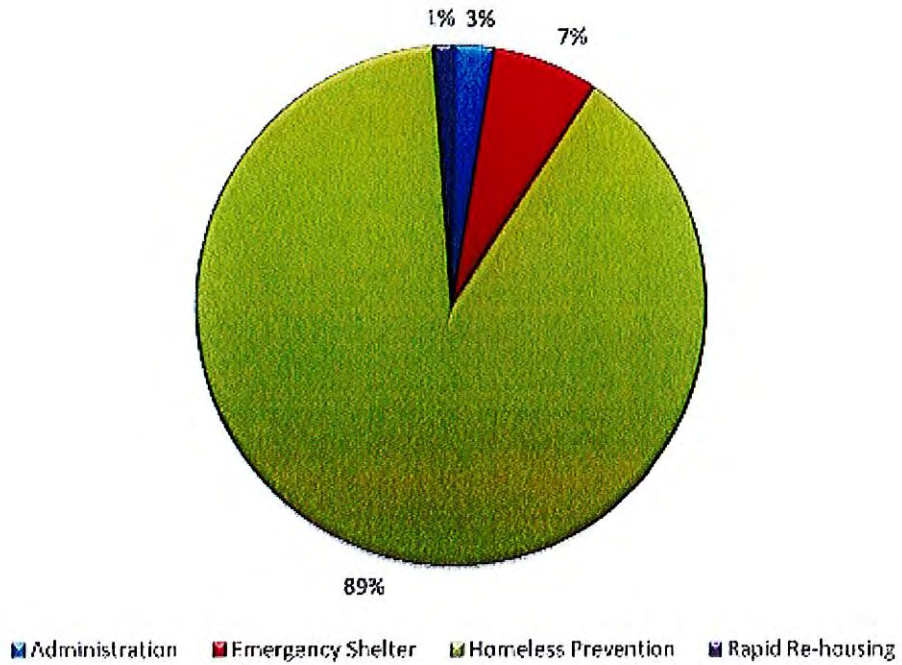
Reporting Period 10/01/2020- 09/30/2021

ACTIVITY	EXPENDITURE (\$)	%	PRIORITY
Administration	\$ 12,711.43	3%	High
Emergency Shelter	\$ 32,151.20	7%	High
Homeless Prevention	\$ 434,033.60	90%	High
Rapid Re-housing	\$ 5,848.25	1%	High
TOTAL	\$ 484,744.48	100%	

**CITY OF CORPUS CHRISTI
COMMUNITY DEVELOPMENT**

**ESG-CV EXPENDITURES BY ACTIVITY
(Total \$484,744.48)**

Reporting Period 10/01/2020- 09/30/2021



CAPER Aggregator unsubmitted

Uses data only from CAPER CSFs uploaded by subrecipients that has not yet been submitted to HUD by the recipient. Aggregates data from multiple subrecipient CAPERS by selection criteria (project type and/or specific question)
 If you attempt to pull an entire CAPER you may have to wait several minutes for the result. If you receive a server error after waiting several minutes, you should reduce the number of questions and try again.
 Year means the year of the start date for the submission.

Report criteria

Year:

Recipient - ESG Grant (1 selected): Selected: ESG: Corpus Christi - TX

Tip: Hold down the CTRL key on the keyboard and click with the mouse in order to select more than one Recipient - ESG Grant.

CAPER Project Type (all):

- Day Shelter
- Emergency Shelter
- Homelessness Prevention
- PH - Rapid Re-Housing
- Street Outreach
- Transitional Housing - assisted
- Coordinated Assessment
- Services Only

Q05a: Report Validations Table

Total Number of Persons Served	573
Number of Adults (Age 18 or Over)	324
Number of Children (Under Age 18)	181
Number of Persons with Unknown Age	0
Number of Lessees	374
Number of Adult Lessees	261
Number of Adult and Head of Household Lessees	263
Number of Stays	201
Number of Youth Stays	133
Number of Veterans	46
Number of Chronically Homeless Persons	78
Number of Youth Under Age 25	22
Number of Parenting Youth Under Age 25 with COVID-19	14
Number of Adult Heads of Household	330
Number of Child or Unknown Age Heads of Household	3
Heads of Household and Adult Stays in the Project 365 Days or More	1

Q09a: Data Quality: Personally Identifying Information (PII)

	Client Doesn't Know/Refused	Information Missing	Data Issues	Total	% of Error Rate
Name	0	0	0	0	0.01%
Social Security Number	46	0	46	92	15.00%
Date of Birth	0	0	0	0	0.02%
Race	4	1		5	0.07%
Ethnicity	0	2		2	0.35%
Gender	0	0		0	0.02%
Overall Score				97	15.87%

Q09b: Data Quality: Universal Data Elements

	Error Count	% of Error Rate
Vietnam Status	1	0.22%
Project Start Date	3	0.52%
Relationship to Head of Household	3	0.52%
Client Location	3	0.50%
Residence Condition	7	1.22%

Q09c: Data Quality: Income and Housing Data Quality

	Error Count	% of Error Rate
Occupation	25	7.49%
Income and Sources at Start	9	2.70%
Income and Sources at Annual Assessment Year	1	100.00%
Income and Sources at Exit	29	11.03%

Q09d: Data Quality: Chronic Homelessness

	Count of Total Records	Missing Time In Institution	Missing Time In Housing	Approximate Date Started BK/RT/missing	Number of Times D-Q/R/missing	Number of Months DQ/R/missing	% of Records Unable to Calculate
ES, SH, Street Outreach	230			2	3	3	0.01
TH	0	0	0	0	0	0	-
PH (All)	58	0	0	0	0	0	0.00
Total	348						0.01

Q09e: Data Quality: Timeliness

	Number of Project Start Records	Number of Project Exit Records
0 days	240	173
1-3 Days	71	50
4-6 Days	38	30
7-10 Days	65	32
11+ Days	74	84

Q09f: Data Quality: Inactive Records: Street Outreach & Emergency Shelter

	# of Records	# of inactive Records	% of Inactive Records
Contact/Visits and Heads of HH selected in Street Outreach (in ES - NBN)	0	0	-
Red Light (All Clients in ES - NBN)	0	0	-

Q07a: Number of Persons Served

	Total	Without Children	With Children and Adults	With Only Children	Unknown Household Type
Adults	394	295	109		0
Children	121		121	10	0
Client Doesn't Know/ Client Refused	0	0	0	0	0
Data Not Collected	0	0	0	0	0
Total	525	295	230	10	0
For PSH & RRH – the total persons served who moved into housing	13	9	4	0	0

Q08a: Households Served

	Total	Without Children	With Children and Adults	With Only Children	Unknown Household Type
Total Households	322	243	87	3	0
For PSH & RRH – the total households served who moved into housing	0	0	1	0	0

Q09: Point-in-Time Count of Households on the Last Wednesday

	Total	Without Children	With Children and Adults	With Only Children	Unknown Household Type
January	63	40	11	2	0
April	45	31	10	1	0
July	70	48	20	0	0
October	61	43	11	2	0

Q09a: Number of Persons Contacted

	All Persons Contacted	First contact – NOT staying on the Streets, ES, or SH	First contact – WAS staying on Streets, ES, or SH	First contact – Worker unable to determine
Once	0	0	0	0
2-5 Times	0	0	0	0
6-9 Times	0	0	0	0
10+ Times	0	0	0	0
Total Persons Contacted	0	0	0	0

Q09b: Number of Persons Engaged

	All Persons Contacted	First contact – NOT staying on the Streets, ES, or SH	First contact – WAS staying on Streets, ES, or SH	First contact – Worker unable to determine
Once	0	0	0	0
2-5 Contacts	0	0	0	0
6-9 Contacts	0	0	0	0
10+ Contacts	0	0	0	0
Total Persons Engaged	0	0	0	0
Rate of Engagement	0	0	0	0

Q10a: Gender of Adults

	Total	Without Children	With Children and Adults	Unknown Household Type
Male	192	170	22	0
Female	202	115	87	0
No Single Gender	0	0	0	0
Questioning	0	0	0	0
Transgender	0	0	0	0
Client Doesn't Know/Client Refused	0	0	0	0
Data Not Collected	0	0	0	0
Total	394	285	109	0

Q10b: Gender of Children

	Total	With Children and Adults	With Only Children	Unknown Household Type
Male	96	91	4	0
Female	86	80	5	0
No Single Gender	0	0	0	0
Questioning	0	0	0	0
Transgender	0	0	0	0
Client Doesn't Know/Client Refused	0	0	0	0
Data Not Collected	0	0	0	0
Total	181	171	10	0

Q10c: Gender of Persons Missing Age Information

	Total	Without Children	With Children and Adults	With Only Children	Unknown Household Type
Male	0	0	0	0	0
Female	0	0	0	0	0
No Single Gender	0	0	0	0	0
Questioning	0	0	0	0	0
Transgender	0	0	0	0	0
Client Doesn't Know/Client Refused	0	0	0	0	0
Data Not Collected	0	0	0	0	0
Total	0	0	0	0	0

Q10f: Gender by Age Range

	Total	Under Age 18	Age 18-24	Age 25-64	Age 65 and over	Client Doesn't Know/Client Refused	Data Not Collected
Male	287	95	11	154	17	0	0
Female	288	85	18	167	17	0	0
No Single Gender	0	0	0	0	0	0	0
Questioning	0	0	0	0	0	0	0
Transgender	0	0	0	0	0	0	0
Client Doesn't Know/Client Refused	0	0	0	0	0	0	0
Data Not Collected	0	0	0	0	0	0	0
Total	575	181	29	321	34	0	0

Q11: Age

	Total	Without Children	With Children and Adults	With Only Children	Unknown Household Type
Under 5	76		72	4	0
6-12	70		70	0	0
13-17	35		34	1	0
18-24	25	14	15	0	0
25-34	77	33	44	0	0
35-44	100	70	33	0	0
45-54	99	77	19	0	0
55-64	61	58	3	0	0
65+	36	33	1	0	0
Client Doesn't Know/Client Refused	0	0	0	0	0
Data Not Collected	0	0	0	0	0
Total	575	281	280	10	0

Q12: Race

	Total	Without Children	With Children and Adults	With Only Children	Unknown Household Type
White	460	218	244	7	0
Black, African American, or Alfrican	85	59	30	3	0
Asian or Asian American	1	1	0	0	0
American Indian, Alaska Native, or Indigenous	5	5	0	0	0
Native Hawaiian or Pacific Islander	7	5	2	0	0
Multiple Races	5	1	2	0	0
Client Does Not Know/Client Refused	4	2	2	0	0
Data Not Collected	1	1	0	0	0
Total	576	285	290	10	0

Q12b: Ethnicity

	Total	Without Children	With Children and Adults	With Only Children	Unknown Household Type
Non-Hispanic/Non-Latin (a)(x)(j)(5)	258	175	80	3	0
Hispanic/Latin(a)(j)(j)(5)	315	108	200	7	0
Client Does Not Know/Client Refused	0	0	0	0	0
Data Not Collected	2	2	0	0	0
Total	575	285	280	10	0

Q13a: Physical and Mental Health Conditions at Start

	Total Persons	Without Children	Adults in HH with Children & Adults	Children in HH with Children & Adults	With Children and Adults	With Only Children	Unknown Household Type
Mental Health Disorder	192	97	24	11		0	0
Alcohol Use Disorder	10	10	0	0		0	0
Drug Use Disorder	26	17	8	0		0	0
Both Alcohol Use and Drug Use Disorders	13	10	3	0		0	0
Chronic Health Condition	109	85	17	7		0	0
HIV/AIDS	1	1	0	0		0	0
Developmental Disability	12	9	0	4		0	0
Physical Disability	75	58	13	2		0	0

Q. The "With Children and Adults" column is retired as of 10/1/2019 and replaced with the columns "Adults in HH with Children & Adults" and "Children in HH with Children & Adults".

Q13b: Physical and Mental Health Conditions at End

	Total Persons	Without Children	Adults in HH with Children & Adults	Children in HH with Children & Adults	With Children and Adults	With Only Children	Unknown Household Type
Mental Health Disorder	82	65	11	0		0	0
Alcohol Use Disorder	8	8	0	0		0	0
Drug Use Disorder	15	14	4	0		0	0
Both Alcohol Use and Drug Use Disorders	8	5	3	0		0	0
Chronic Health Condition	71	56	9	6		0	0
HIV/AIDS	1	1	0	0		0	0
Developmental Disability	6	4	2	2		0	0
Physical Disability	46	38	5	2		0	0

Q. The "With Children and Adults" column is retired as of 10/1/2019 and replaced with the columns "Adults in HH with Children & Adults" and "Children in HH with Children & Adults".

Q13c1: Physical and Mental Health Conditions for Stayers

	Total Persons	Without Children	Adults in HH with Children & Adults	Children in HH with Children & Adults	With Children and Adults	With Only Children	Unknown Household Type
Mental Health Disorder	36	22	10	4		0	0
Alcohol Use Disorder	1	1	0	0		0	0
Drug Use Disorder	7	3	4	0		0	0
Both Alcohol Use and Drug Use Disorders	2	1	1	0		0	0
Chronic Health Condition	37	25	0	1		0	0
HIV/AIDS	0	0	0	0		0	0
Developmental Disability	7	3	2	2		0	0
Physical Disability	21	17	4	0		0	0

5. The "With Children and Adults" column is revised as of 10/11/2019 and replaced with the columns "Adults in HH with Children & Adults" and "Children in HH with Children & Adults".

Q14a: Domestic Violence History

	Total	Without Children	With Children and Adults	With Only Children	Unknown Household Type
Yes	27	13	13	1	0
No	365	270	96	2	0
Client Doesn't Know/Client Refused	0	0	0	0	0
Data Not Collected	2	2	0	0	0
Total	397	285	109	3	0

Q14b: Persons Fleeing Domestic Violence

	Total	Without Children	With Children and Adults	With Only Children	Unknown Household Type
Yes	9	5	3	0	0
No	16	5	9	1	0
Client Doesn't Know/Client Refused	1	0	1	0	0
Data Not Collected	1	1	0	0	0
Total	27	11	13	1	0

Q15: Living Situation

	Total	Without Children	With Children and Adults	With Only Children	Unknown Household Type
Emergency shelter, including hotel or motel paid for with emergency shelter voucher	41	39	18	0	0
Transitional housing for homeless persons (including halfway youth)	1	1	0	0	0
Place not meant for habitation	161	142	18	1	0
Safe Haven	2	1	1	0	0
Host Home (non-profit)	0	0	0	0	0
Subtotal	205	167	37	1	0
Psychiatric hospital or other psychiatric facility	4	4	0	0	0
Substance abuse treatment facility or detox center	3	2	1	0	0
Hospital or other residential non-psychiatric medical facility	13	12	1	0	0
Jail, prison or juvenile detention facility	2	2	0	0	0
Foster care home or foster care group home	0	0	0	0	0
Long-term care facility or nursing home	1	1	0	0	0
Residential project or halfway house with no home ownership	0	0	0	0	0
Subtotal	23	21	2	0	0
Permanent housing (other than PRH) for formerly homeless persons:	0	0	0	0	0
Owned by client, no ongoing housing subsidy	2	0	2	0	0
Owned by client, with ongoing housing subsidy	0	0	0	0	0
Rental by client, with PRH or equivalent subsidy	1	1	0	0	0
Rental by client, with HCV voucher (tenant or project based)	0	0	0	0	0
Rental by client in a public housing unit	3	0	0	0	0
Rental by client, no ongoing housing subsidy	65	30	26	0	0
Rental by client, with VASH subsidy	3	2	1	0	0
Rental by client with GFD/TIP subsidy	0	0	0	0	0
Rental by client, with other housing subsidy	1	0	1	0	0
Hotel or motel paid for without emergency shelter voucher	19	11	0	0	0
Staying or living in a friends room, apartment or house	34	23	10	1	0
Staying or living in a family member's room, apartment or house	41	21	19	1	0
Client Doesn't Know/Client Refused	0	0	0	0	0
Data Not Collected	2	1	1	0	0
Subtotal	109	97	30	2	0
Total	397	265	109	3	0

Q15: Permanent housing is reflected as of 10/1/2019.

Q16: Cash Income - Ranges

	Income at Start	Income at Latest Annual Assessment for Stayers	Income at Exit for Leavers
No Income	159	0	14
\$1 - \$100	0	0	2
\$101 - \$250	6	0	3
\$251 - \$500	21	0	11
\$501 - \$1000	90	0	62
\$1,001 - \$1,500	33	0	31
\$1,501 - \$2,000	17	0	20
\$2,001+	10	0	13
Client Doesn't Know/Client Refused	1	0	0
Data Not Collected	7	0	20
Number of Adult Stayers Not Yet Required to Have an Annual Assessment		132	
Number of Adult Stayers Without Required Annual Assessment		1	
Total Adults	304	133	261

Q17: Cash Income - Sources

	Income at Start	Income at Latest Annual Assessment for Stayers	Income at Exit for Leavers
Earned Income	79	0	79
Unemployment Insurance	19	0	2
SSI	36	0	24
SSDI	41	0	32
VA Service Connected Disability Compensation	16	0	10
VA Non-Service Connected Disability Pension	2	0	1
Private Disability Insurance	0	0	0
Workers Compensation	1	0	0
TANF or Equivalent	3	0	4
General Assistance	1	0	0
Retirement (Social Security)	2	0	3
Pension from Former Job	1	0	1
Child Support	9	0	5
Alimony (Spousal Support)	0	0	0
Other Source	10	0	6
Adults with Income Information at Start and Annual Assessment/Exit		0	229

Q19b: Disabling Conditions and Income for Adults at Exit

	AD: Adult with Disabling Condition	AD: Adult without Disabling Condition	AC: Total Adults	AD: % with Disabling Condition by Source	AC: Adult with Disabling Condition	AC: Adult without Disabling Condition	AC: Total Adults	AC: % with Disabling Condition by Source	UK: Adult with Disabling Condition	UK: Adult without Disabling Condition	UK: Total Adults	UK: % with Disabling Condition by Source
Earned Income	23	30	53	0.44	2	21	23	0.09	0	0	0	-
Supplemental Security Income (SSI)	15	3	18	0.83	4	2	6	0.67	0	0	0	-
Social Security Disability Insurance (SSDI)	24	3	27	0.89	6	1	7	0.86	0	0	0	-
VA Service Connected Disability Compensation	5	4	9	0.56	1	0	1	1.00	0	0	0	-
Private Disability Insurance	0	0	0	-	0	0	0	-	0	0	0	-
Workers Compensation	0	0	0	-	0	0	0	-	0	0	0	-
Temporary Assistance for Needy Families (TANF)	0	5	5	-	0	4	4	0.00	0	0	0	-
Retirement Income from Social Security	2	0	2	1.00	1	0	1	1.00	0	0	0	-
Pension or retirement income from a former job	1	0	1	1.00	0	0	0	-	0	0	0	-
Child Support	6	0	6	-	2	3	5	0.40	0	0	0	-
Other source	3	3	6	0.50	0	2	2	0.00	0	0	0	-
No Sources	29	27	56	0.52	5	18	23	0.22	0	0	0	-
Unduplicated Total Adults	100	68	168		14	67	81		0	0	0	

Q20: Type of Non-Cash Benefit Sources

	Benefit at Start	Benefit at Latest Annual Assessment for Stayers	Benefit at Exit for Leavers
Supplemental Nutrition Assistance Program	176	0	117
WIC	8	0	7
TANF Child Care Services	7	0	6
TANF Transportation Services	7	0	6
Other TANF Funded Services	7	0	6
Other Source	8	0	6

Q21: Health Insurance

	At Start	At Annual Assessment for Stayers	At Exit for Leavers
Medicaid	217	0	143
Medicare	35	0	20
State Children's Health Insurance Program	23	0	9
VA Medical Services	25	0	17
Employer Provided Health Insurance	8	0	0
Health Insurance Through COBRA	0	0	0
Private Pay Health Insurance	14	0	11
State Health Insurance for Adults	42	0	35
Indian Health Services Program	0	0	0
Other	2	0	1
No Health Insurance	200	0	115
Client Doesn't Know/Client Refused	0	0	0
Data Not Collected	0	1	32
Number of Stayers Not Yet Required to Give an Annual Assessment		200	
1 Source of Health Insurance	350	0	225
More than 1 Source of Health Insurance	8	0	4

Q22a2: Length of Participation – EBC Projects

	Total	Leavers	Stayers
0 to 7 days	34	27	7
8 to 14 days	63	42	21
15 to 21 days	39	29	10
22 to 30 days	31	22	9
31 to 60 days	144	100	44
61 to 90 days	68	51	17
91 to 180 days	89	50	39
181 to 365 days	94	41	53
366 to 730 days (1-2 Yrs)	11	10	1
731 to 1,095 days (2-3 Yrs)	2	2	0
1,096 to 1,450 days (3-4 Yrs)	0	0	0
1,451 to 1,825 days (4-5 Yrs)	0	0	0
More than 1,825 days (> 5 Yrs)	0	0	0
Data Not Collected	0	0	0
Total	525	374	151

Q22c: Length of Time between Project Start Date and Housing Move-in Date

	Total	Without Children	With Children and Adults	With Only Children	Unknown Household Type
7 days or less	10	6	4	0	0
8 to 14 days	7	1	0	0	0
15 to 21 days	0	0	0	0	0
22 to 30 days	0	0	0	0	0
31 to 60 days	0	0	0	0	0
61 to 180 days	0	0	0	0	0
181 to 365 days	0	0	0	0	0
366 to 730 days (1-2 Yrs)	0	0	0	0	0
Total (persons moved into housing)	17	7	4	0	0
Average length of time to housing	3.27	5.14	0.30	-	-
Persons who were never without move-in	13	2	11	0	0
Total persons	24	9	15	0	0

Q22d: Length of Participation by Household Type

	Total	Without Children	With Children and Adults	With Only Children	Unknown Household Type
7 days or less	34	15	19	0	0
8 to 14 days	63	33	29	0	0
15 to 21 days	39	22	17	0	0
22 to 30 days	31	23	8	0	0
31 to 60 days	144	65	79	0	0
61 to 90 days	68	36	28	4	0
91 to 180 days	89	52	33	2	0
181 to 365 days	54	41	10	3	0
366 to 730 days (1-2 Yrs)	11	6	4	1	0
731 to 1,095 days (2-3 Yrs)	2	0	2	0	0
1,096 to 1,460 days (3-4 Yrs)	0	0	0	0	0
1,461 to 1,825 days (4-5 Yrs)	0	0	0	0	0
More than 1,825 days (> 5 Yrs)	0	0	0	0	0
Data Not Collected	0	0	0	0	0
Total	575	265	280	10	0

Q22e: Length of Time Prior to Housing - based on 3.9.17 Date Homelessness Started

	Total	Without Children	With Children and Adults	With Only Children	Unknown Household Type
7 days or less	152	68	89	5	0
8 to 14 days	41	23	18	0	0
15 to 21 days	14	10	4	0	0
22 to 30 days	13	5	9	0	0
31 to 60 days	30	22	9	0	0
61 to 90 days	57	40	12	0	0
181 to 365 days	33	10	15	0	0
366 to 730 days (1-2 Yrs)	32	16	16	0	0
731 days or more	35	19	4	0	0
Total (persons moved into housing)	400	274	174	5	0
Has yet moved into housing	48	24	24	0	0
Data not collected	124	37	82	0	0
Total persons	575	265	280	10	0

Q28: Exit Destination – All persons

	Total	Without Children	With Children and Adults	With Only Children	Unknown Household Type
Moved from one HUD/PHA funded project to HUD/PHA PH	0	0	0	0	0
Owned by client, no ongoing housing subsidy	0	0	0	0	0
Owned by client, with ongoing housing subsidy	1	1	0	0	0
Rental by client, no ongoing housing subsidy	41	39	59	0	0
Rental by client, with WASH housing subsidy	6	1	5	0	0
Rental by client, with EPD/HP housing subsidy	0	0	0	0	0
Rental by client, with other ongoing housing subsidy	5	1	2	2	0
Permanent housing (other than RRH) for formerly homeless persons	0	0	0	0	0
Staying or living with family, permanent tenure	93	54	39	0	0
Staying or living with friends, permanent tenure	17	14	3	0	0
Rental by client, with RRH or equivalent subsidy	60	22	38	0	0
Rental by client, with F-GV voucher (tenant or project based)	0	0	0	0	0
Rental by client in a public housing unit	6	0	2	0	0
Subtotal	281	132	147	2	0
Emergency shelter, including hotel or motel paid for with emergency shelter voucher	10	10	0	0	0
Moved from one HUD/PHA funded project to HUD/PHA PH	0	0	0	0	0
Transitional housing for homeless persons (including homeless youth)	1	1	0	0	0
Staying or living with family, temporary tenure (e.g. room, apartment or house)	18	5	10	3	0
Staying or living with friends, temporary tenure (e.g. room, apartment or house)	14	0	5	0	0
Place not meant for habitation (e.g., a vehicle, an abandoned building, bus/train/subway station/airport or anywhere outside)	7	7	0	0	0
Safe Haven	2	1	1	0	0
Hotel or motel paid for without emergency shelter voucher	1	1	0	0	0
Host Home (not a RRH)	1	0	1	0	0
Subtotal	54	31	18	3	0
Foster care home or group home care home	0	0	0	0	0
Psychiatric hospital or other psychiatric facility	1	1	0	0	0
Substance abuse treatment facility or detox center	7	7	0	0	0
Hospital or other residential non-psychiatric medical facility	0	0	0	0	0
Jail, prison or juvenile detention facility	1	1	0	0	0
Long term care facility or nursing home	2	2	0	0	0
Subtotal	11	11	0	0	0
Residential project or halfway house with no homeless criteria	0	0	0	0	0
Deceased	0	0	0	0	0
Other	0	0	0	0	0
Client Doesn't Know/Client Refused	4	1	3	0	0
Data Not Collected (no exit interview completed)	24	16	6	0	0
Subtotal	28	17	11	0	0
Total	374	193	175	3	0
Total persons exiting to positive housing certifications	282	132	148	2	0
Total persons whose exit destination was not them from the exclusion	92	61	27	1	0

Q24: Homelessness Prevention Housing Assessment at Exit:

	Total	Without Children	With Children and Adults	With Only Children	Unknown Household Type
Able to maintain the housing they had at project start-Without a subsidy	36	12	24	0	0
Able to maintain the housing they had at project start-With the subsidy they had at project start	0	0	0	0	0
Able to maintain the housing they had at project start-With an ongoing subsidy acquired since project start	0	0	0	0	0
Able to maintain the housing they live at project start-Only with financial assistance other than a subsidy	0	0	0	0	0
Moved to new housing unit- With an ongoing subsidy	5	0	5	0	0
Moved to new housing unit-Without an on-going subsidy	1	1	0	0	0
Moved in with family/friends on a temporary basis	0	0	0	0	0
Moved in with family/friends on a permanent basis	0	0	0	0	0
Moved to a transitional or temporary housing facility a program	0	0	0	0	0
Client became homeless - moving to a shelter or other place until housing stabilization	0	0	0	0	0
Client went to jail/prison	0	0	0	0	0
Client died	0	0	0	0	0
Client doesn't know/Client refused	0	0	0	0	0
Data not collected (no exit interview completed)	1	1	0	0	0
Total	43	14	29	0	0

Q25: Number of Veterans

	Total	Without Children	With Children and Adults	Unknown Household type
Chronically Homeless Veteran	9	9	0	0
Non-Chronically Homeless Veteran	37	27	10	0
Not a Veteran	347	248	99	0
Client Doesn't Know/Client Refused	1	1	0	0
Data Not Collected	0	0	0	0
Total	394	285	109	0

Q26: Number of Chronically Homeless Persons by Household

	Total	Without Children	With Children and Adults	With Only Children	Unknown Household Type
Chronically Homeless	78	65	13	0	0
Not Chronically Homeless	494	270	224	10	0
Client Doesn't Know/Client Refused	1	1	0	0	0
Data Not Collected	2	1	1	0	0
Total	575	337	238	10	0

Project/Agency	Date of Monitoring Visit	Files/Units Monitored	Findings/Issues
Hope House - FY20 ESG	3/10/2021	2 HP (Did not have any RR to review at this time)	Desk Review No findings. Technical Assistance provided RE: general file organization.
Family Endeavors - FY19 ESG	09/23-11/05/21	1 HP, 2 RR	Monitoring in progress
Family Endeavors - FY20 ESG	TBD	TBD	Postponed, date to be determined. Funds have not yet been spent.
Salvation Army - ESG	09/15-10/29/21	1 HP, 2 RR	Monitoring report is currently being finalized - Two findings, Five concerns, will have 30 days to correct